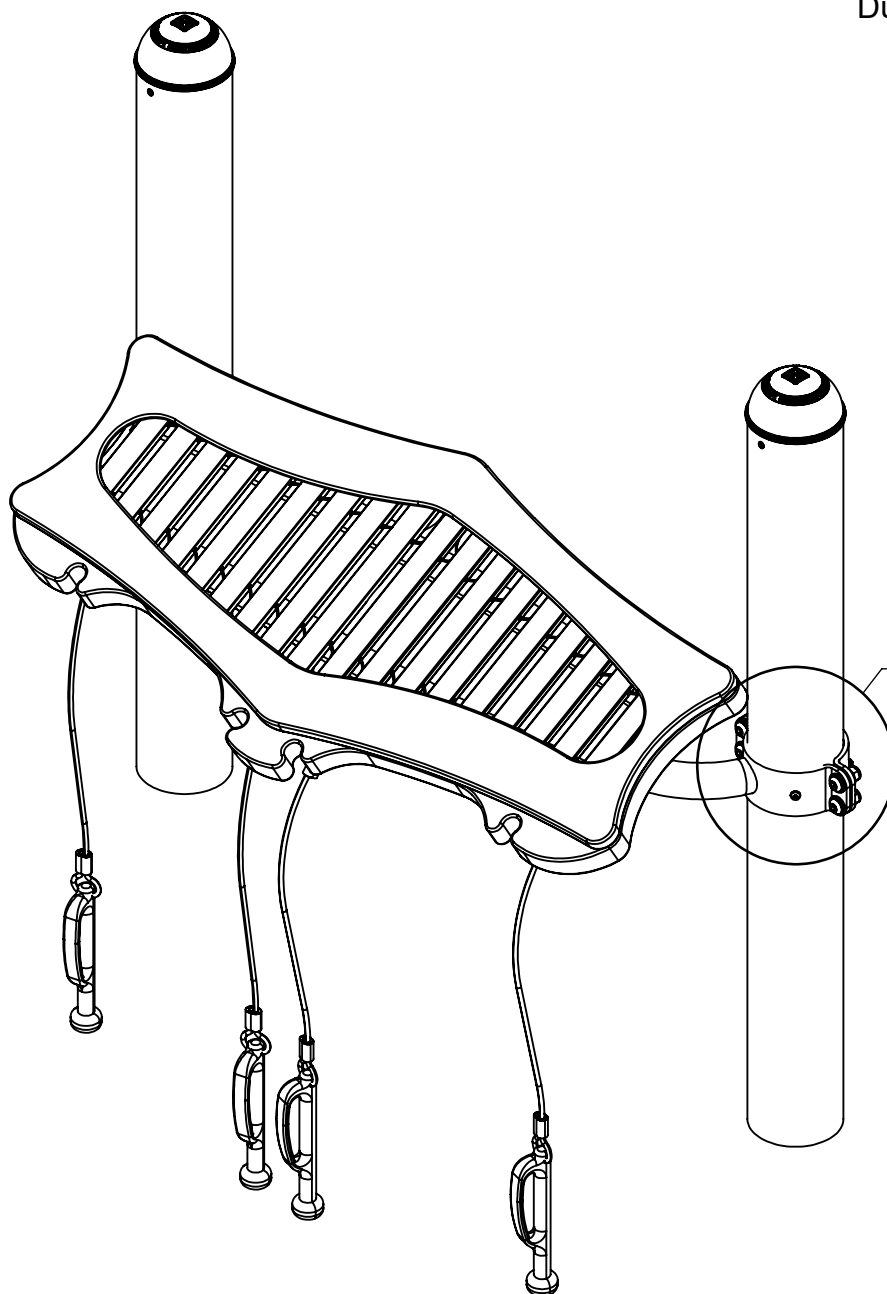


IMPORTANT NOTES: Read First

(A) Use liquid thread lock (such as Loctite®) with all threaded hardware. **Important:** Liquid thread lock (prior to curing) helps to eliminate the common problem of "thread seizure" in stainless steel hardware by serving as a lubricant during assembly.

FIGURE 1
Duo Instrument Panel



NOTE: R5 Duo Instrument Panel shown. Other configurations will vary slightly, but does not affect assembly.

Step 1 (Factory Assembled)

Attach Cover to Duo using Mounting Screws packaged with Duo as shown in Figure 2.

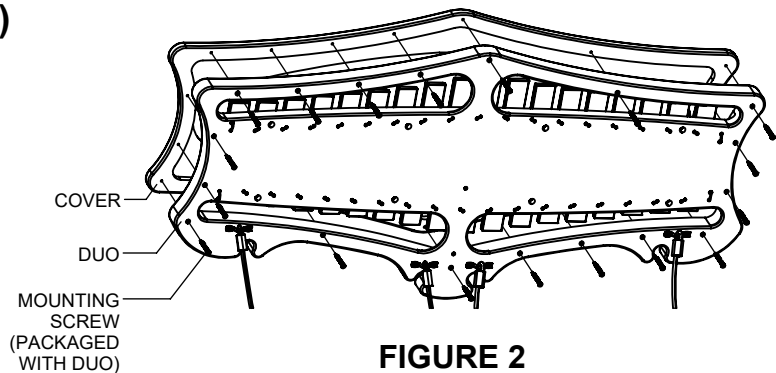


FIGURE 2

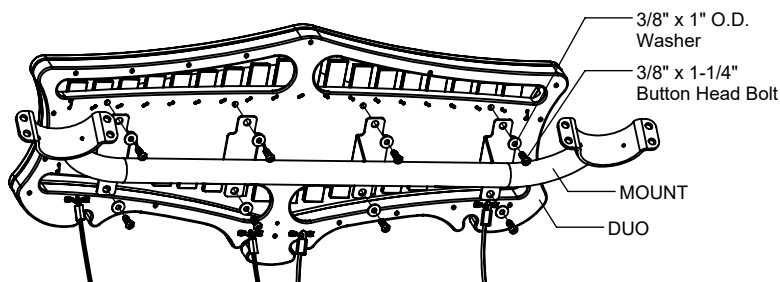


FIGURE 3

Step 2

Attach Duo to Mount as shown in Figure 3.
(See Note A)

Step 3

Attach Mount to Post as shown in Figure 1.1.
Locate Split Collars at height shown in Elevation View.
(See Note A)

* Height shown from finish grade to top of collar.

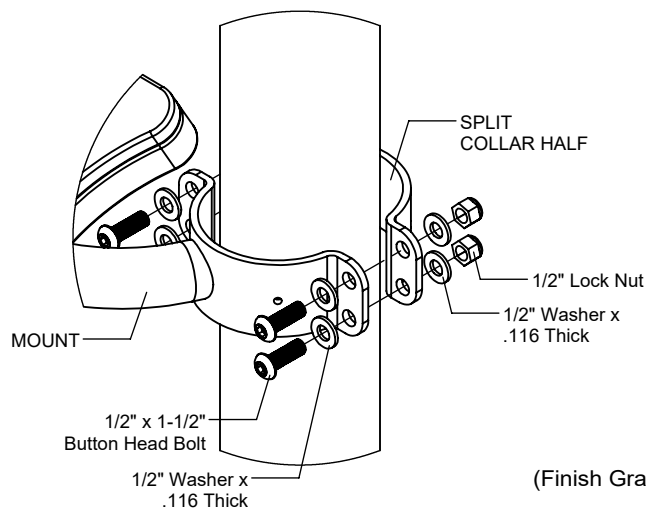
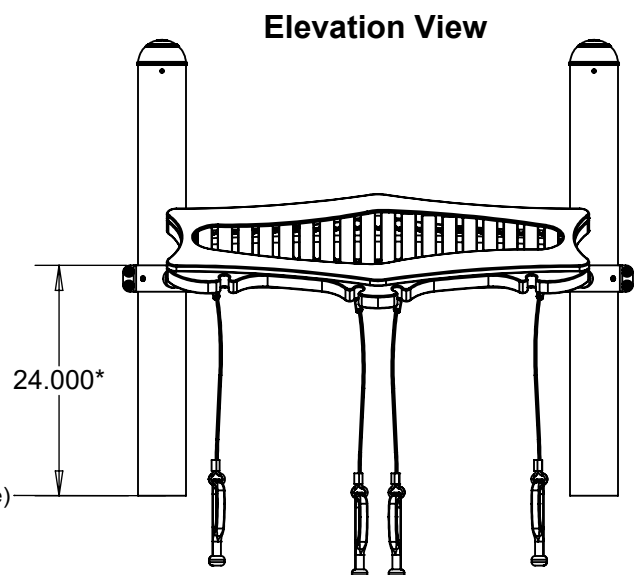


Figure 1.1



Step 4

Secure Mount to Post as shown in Figure 1.2.
(See Note A)

Step 5

Fully tighten all fasteners according to the
"TIGHTENING TORQUE FOR HARDWARE"
section of the Installation Manual.

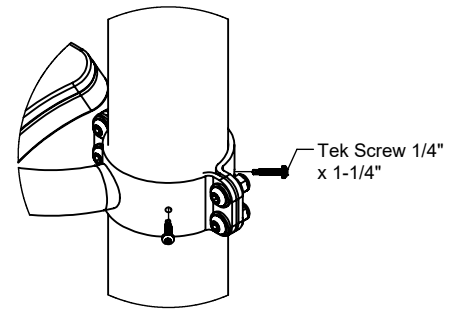


Figure 1.2

Parts List

R5		
Part #	DESCRIPTION	QTY
BF-7068	Split Collar Half R5	2
FS-16522-R5	Duo Mount R5	1
9103062-TR	Bolt Button Head 3/8" x 1-1/4"	8
9105072	Bolt Button Head 1/2" x 1-1/2"	8
9271062-TR	1/4" x 1-1/4" Tek Screw	6
9333002	Washer Flat 3/8" x 1" O.D. x .100" thick	8
9335002	Washer Flat 1/2" (.116" thick)	16
9415132	Nut Lock 1/2"	8

R35		
Part #	DESCRIPTION	QTY
BG-8133	Split Collar Half R3.5	2
FS-16522-R35	Duo Mount R35	1
9103062-TR	Bolt Button Head 3/8" x 1-1/4"	8
9105072	Bolt Button Head 1/2" x 1-1/2"	8
9271062-TR	1/4" x 1-1/4" Tek Screw	8
9333002	Washer Flat 3/8" x 1" O.D. x .100" thick	8
9335002	Washer Flat 1/2" (.116" thick)	16
9415132	Nut Lock 1/2"	8

Assembled Parts List

Part #	DESCRIPTION	QTY
EE-0675	Duo HDPE Trim Cover	1
FHP-DUO-48	Duo	1

Specifications

SPLIT COLLAR HALF:

Shall be precision cut and formed from 1/4" thick steel and will have a multi-stage baked-on powder coat finish.

DUO MOUNT:

Shall be fabricated using 1.900" O.D. 11 gauge steel tubing with welded 10 gauge and 1/4" thick steel brackets and will have a multi-stage baked-on powder coat finish.

DUO HDPE TRIM COVER:

Shall be made from high density 3/4" sheet plastic specially formulated for optimum UV stability and color retention.

DUO:

Shall be an assembly consisting of a plastic framework, aluminum and fiberglass chimes, and molded mallets. Contact Freenotes Harmony Park for complete technical specifications.

HARDWARE:

Shall be stainless steel, zinc/nickel plated or galvanized as required to resist rust and corrosion.

Maintenance

Periodically tighten all screws, bolts and nuts. A periodic inspection of all parts is necessary. If a part is broken or worn, replace immediately. For general maintenance please refer to our Playground Maintenance Manual.