


Playground Equipment Manual

IMPORTANT: This manual and all of it's contents must be kept on hand at the Playground Equipment Site.



Project Name: PLEASANT HILL ELEMENTARY

System Type: R5

Ages: 2-5

Order Number: 9128

Order Date: 11/29/2022

Distributor: The PlayWell Group, Inc.

Contents:

- Packing list and Installation Guides for every component in your Playground Equipment.
- Warning and Age Appropriate Labels.
- Installation Manual.
- Construction Views (Top View, Site Plan, Perspective Views).
- Maintenance Manual w/ Safety and Repair Information.



A PlayCore Company. (800) 333-8519

PLEASANT HILL ELEMENTARY

TOP VIEW

ADA ACCESSIBILITY GUIDELINE - ADAAG CONFORMANCE

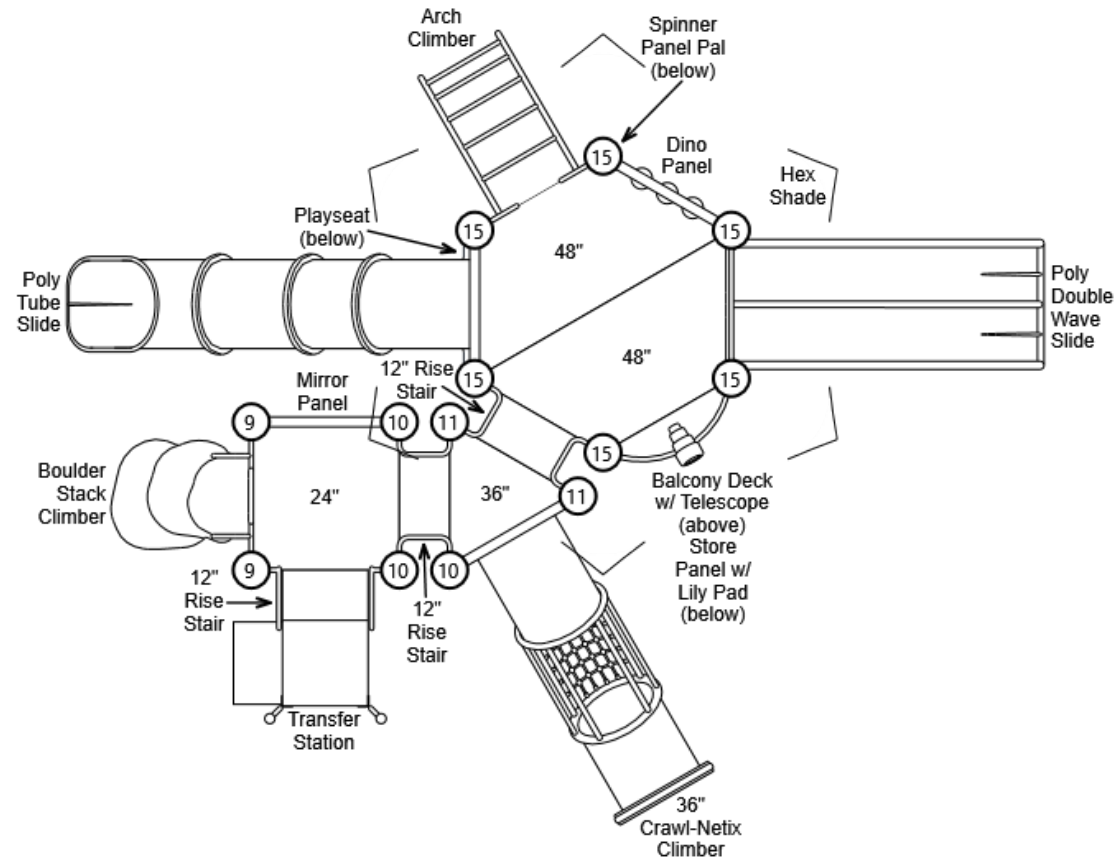
ELEVATED	ACCESSIBLE	RAMP ACCESSIBLE	GROUND	TYPES
8	8/4	0	4/3	4/3

R5

FOR KIDS
AGES
2-5

NOTES:

1. Post footing dimensions are from centers of support posts.
2. Deck heights shown are finished heights at top of decks above ground cover. Adjust footing depth of support posts, compensating for required ground cover depth.
3. This structure is accessible by transfer station.
4. It is the opinion of the manufacturer that this design meets the accessibility requirements of the ADAAG and ASTM F1487-17 when properly installed over accessible surfacing.
5. This structure meets the USCPSC and ASTM guidelines for playground safety.
6. This equipment was designed for use by children 2-5 years of age.
7. WARNING: An impact absorbing safety surfacing is required under and around all playground equipment.



GENERAL NOTES:

This conceptual plan is based on information provided prior to construction. Detailed site information, including the following, should be obtained, evaluated, and utilized in the final project design. Exact site dimensions, topography, existing utilities, soil conditions and drainage solutions.

WARNING: Accessible safety surfacing material is required beneath and around this equipment that has a critical height value (Fall Height) appropriate for the highest accessible part of this equipment. Refer to the CPSC'S Handbook For Public Playground Safety, Section 4: Surfacing.

STRUCTURE#: R50AC5C9A

PROJECT#: 9128

DATE: 2/15/2023

MIN. USE ZONE: 37' x 33'

PLAYCRAFT REP:

The PlayWell Group, Inc.

PLEASANT HILL ELEMENTARY

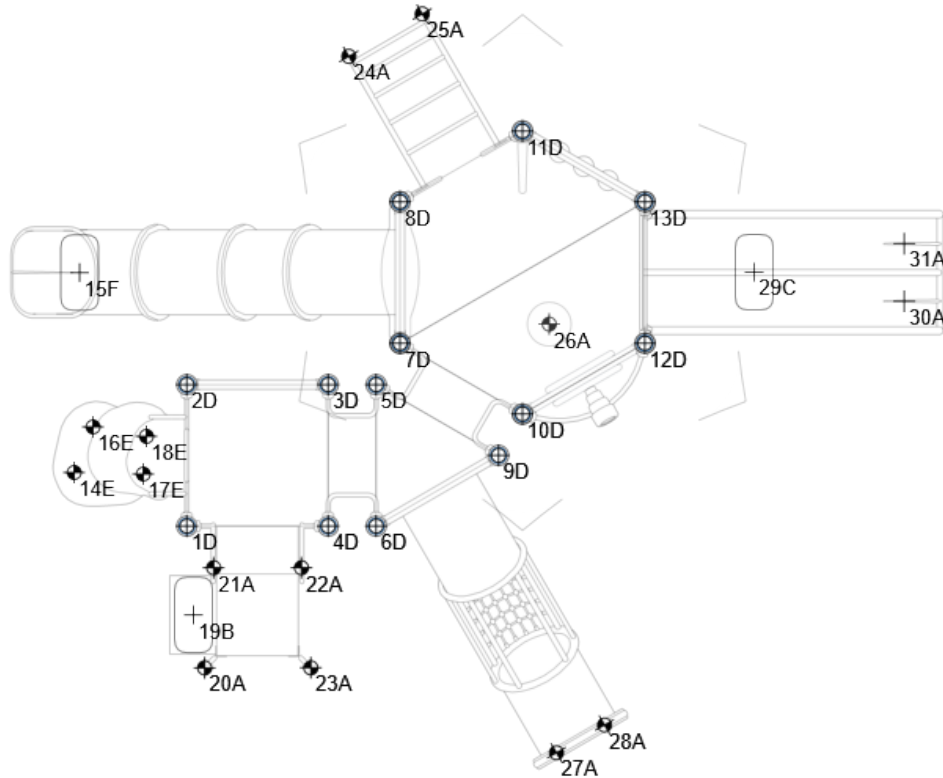
TOP VIEW (Footings)

ADA ACCESSIBILITY GUIDELINE - ADAAG CONFORMANCE

ELEVATED	ACCESSIBLE	RAMP ACCESSIBLE	GROUND	TYPES
8	8/4	0	4/3	4/3



FOR KIDS
AGES
2-5



MOUNT LOCATIONS TABLE

#	TYPE	SIZE/DEPTH	LOCATIONS
A	EF12	W:12" x L:12" x D:18"	11
B	EFO	W:12" x L:24" x D:21.5"	1
C	EFO	W:12" x L:24" x D:26"	1
D	PostFooting	W:18" x L:18" x D:30"	13
E	EventFooting	W:12" x L:12" x D:18"	4
F	EFO	W:12" x L:24" x D:18"	1

MOUNT ORDINATE TABLE

#	X	Y	DIAG	#	X	Y	DIAG
1	0'-0"	0'-0"	0'-0"	17	-1'-2"	1'-5"	1'-10"
2	0'-0"	3'-9"	3'-9"	18	-1'-1"	2'-5"	2'-7"
3	3'-9"	3'-9"	5'-4"	19	0'-2"	-2'-4"	2'-4"
4	3'-9"	0'-0"	3'-9"	20	0'-6"	-3'-9"	3'-9"
5	5'-0"	3'-9"	6'-3"	21	0'-9"	-1'-1"	1'-4"
6	5'-0"	0'-0"	5'-0"	22	3'-0"	-1'-1"	3'-3"
7	5'-8"	4'-10"	7'-5"	23	3'-3"	-3'-9"	5'-0"
8	5'-8"	8'-7"	10'-4"	24	4'-4"	12'-5"	13'-2"
9	8'-3"	1'-10"	8'-6"	25	6'-3"	13'-7"	14'-11"
10	8'-11"	3'-0"	9'-5"	26	9'-7"	5'-4"	11'-0"
11	8'-11"	10'-6"	13'-9"	27	9'-10"	-6'-0"	11'-6"
12	12'-2"	4'-10"	13'-1"	28	11'-1"	-5'-3"	12'-3"
13	12'-2"	8'-7"	14'-11"	29	15'-1"	6'-9"	16'-6"
14	-3'-0"	1'-5"	3'-4"	30	19'-0"	6'-0"	19'-11"
15	-2'-10"	6'-9"	7'-4"	31	19'-0"	7'-6"	20'-5"
16	-2'-6"	2'-8"	3'-7"				

STRUCTURE#: R50AC5C9A

PROJECT#: 9128

DATE: 2/15/2023

MIN. USE ZONE: 37' x 33'

PLAYCRAFT REP:

The PlayWell Group, Inc.



PLEASANT HILL ELEMENTARY
SITE PLAN

ADA ACCESSIBILITY GUIDELINE - ADAAG CONFORMANCE				
ELEVATED	ACCESSIBLE	RAMP ACCESSIBLE	GROUND	TYPES
8	8/4	0	4/3	4/3

R5

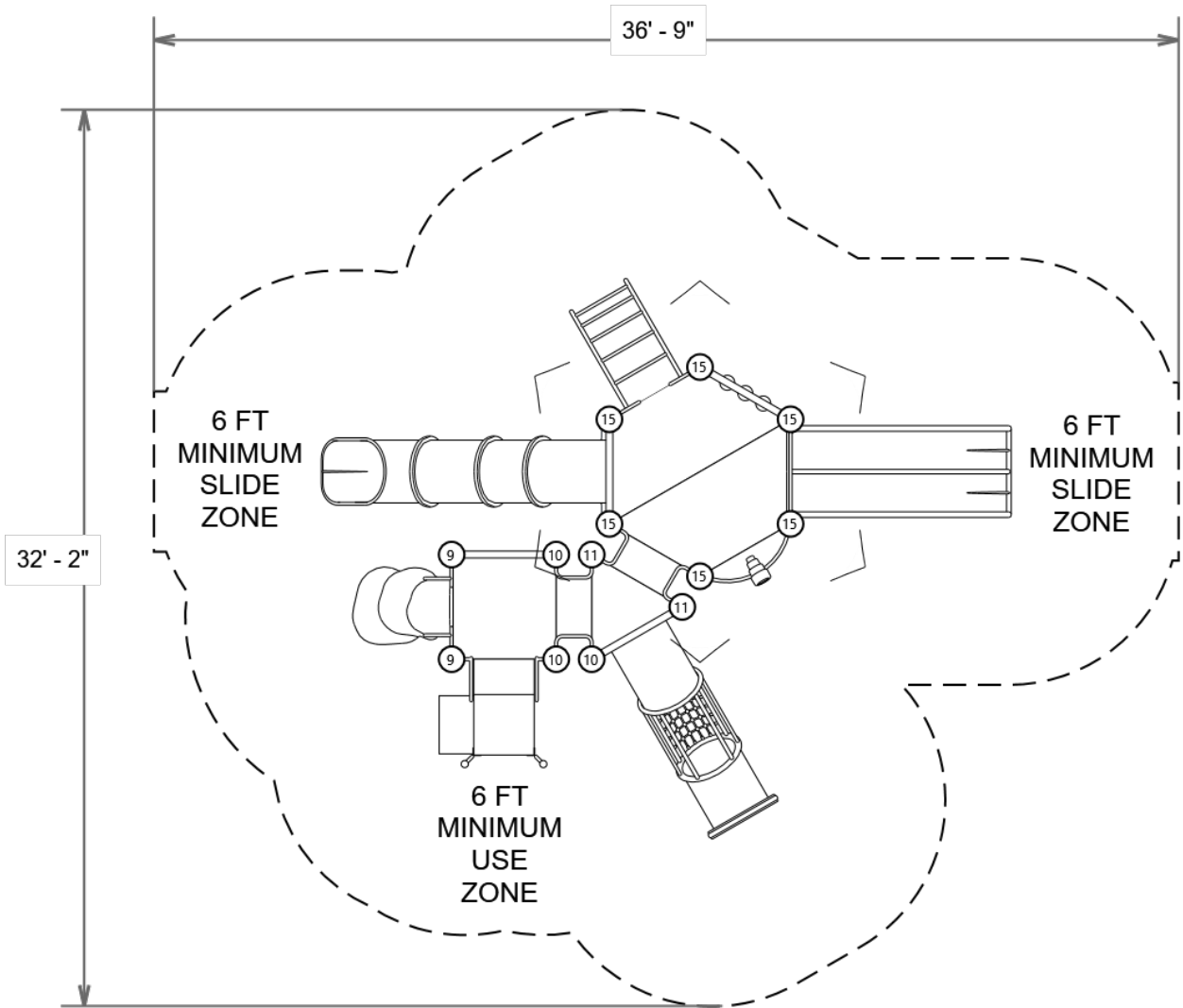
FOR KIDS
AGES
2-5

GENERAL NOTES:

This Preliminary Site Plan is based on measurements that were provided in the initial planning phase. All dimensions must be verified prior to the submission of a purchase order. Playcraft Systems will not be held responsible for any discrepancies between actual dimensions and dimensions submitted in the planning phase.

The Minimum Use Zone for a play structure is based on the product design at the time of proposal. Components and structure designs may be subject to change which may affect dimensions. Therefore, before preparing the site, we strongly recommend obtaining final drawings from the factory (available after the order is placed and included in the Assembly Manual).

WARNING: Accessible safety surfacing material is required beneath and around this equipment that has a critical height value (Fall Height) appropriate for the highest accessible part of this equipment. Refer to the CPSC'S Handbook For Public Playground Safety, Section 4: Surfacing.



PROJECT#: 9128
DATE: 2/15/2023


MIN. USE ZONE: 37' x 33'

PLAYCRAFT REP:
The PlayWell Group, Inc.

PLEASANT HILL ELEMENTARY
SW VIEW

R5

FOR KIDS
AGES
2-5




STRUCTURE#: R50AC5C9A
PROJECT#: 9128
DATE: 2/15/2023

PLEASANT HILL ELEMENTARY
SE VIEW

R5

FOR KIDS
AGES
2-5

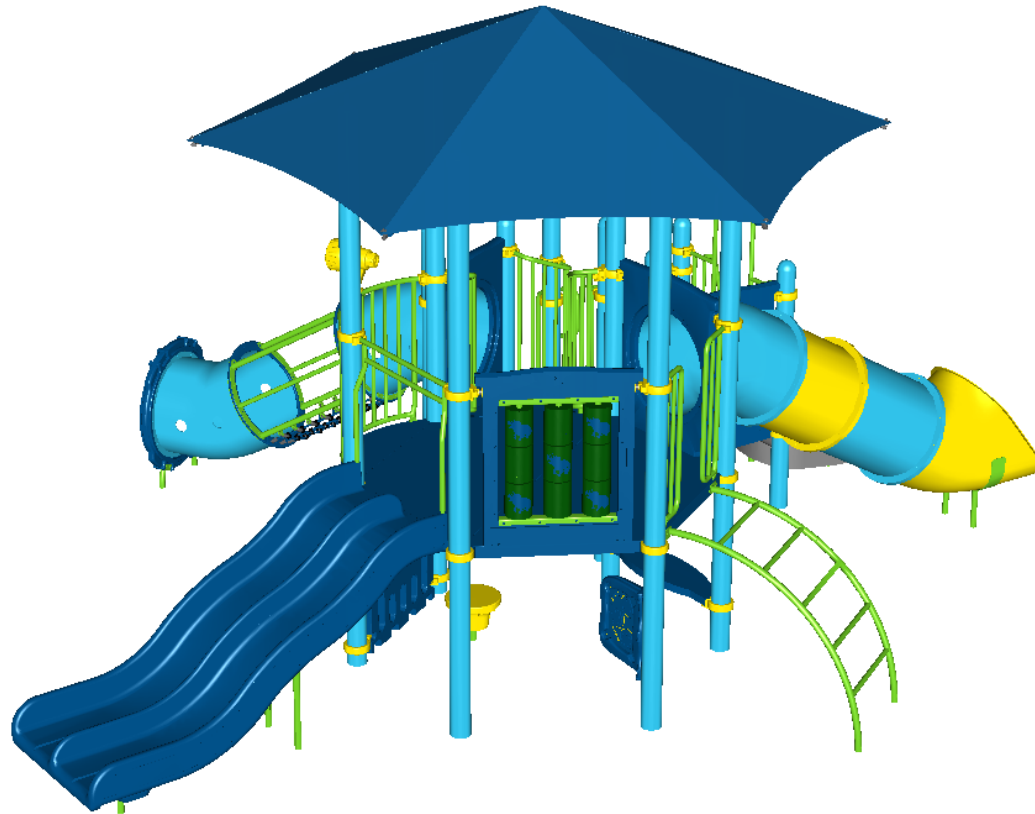


STRUCTURE#: R50AC5C9A
PROJECT#: 9128
DATE: 2/15/2023

PLEASANT HILL ELEMENTARY
NE VIEW

R5

FOR KIDS
AGES
2-5



STRUCTURE#: R50AC5C9A
PROJECT#: 9128
DATE: 2/15/2023

PLEASANT HILL ELEMENTARY
NW VIEW

R5

FOR KIDS
AGES
2-5



STRUCTURE#: R50AC5C9A
PROJECT#: 9128
DATE: 2/15/2023