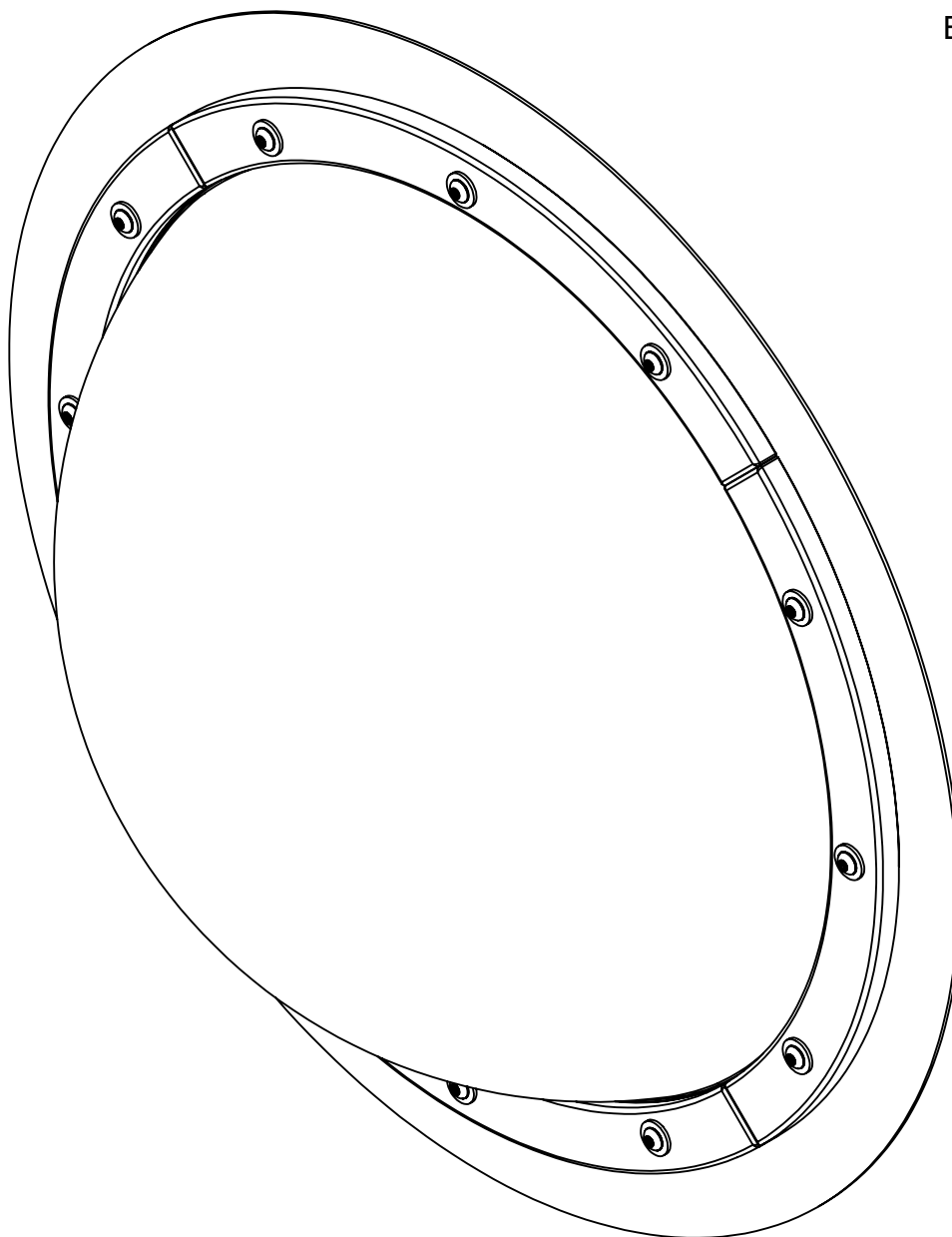


IMPORTANT NOTES: Read First

(A) Use liquid thread lock (such as Loctite®) with all threaded hardware. **Important:** Liquid thread lock (prior to curing) helps to eliminate the common problem of "thread seizure" in stainless steel hardware by serving as a lubricant during assembly.

(B) Refer to Installation Manual for R35-1600 R3.5 Panel Assembly and R5-1601 Panel Type 1 (Rotomold) installation instructions.

FIGURE 1
Bubble Panel



NOTE: Bubble Panel to steel panel shown. Other configurations will vary slightly, but does not affect assembly.

Step 1a

For Steel Event Panel Only

Attach Bubble to Steel Event Panel as shown in Figure 2. (See Note A)

NOTE: This step may be factory assembled. See Bill of Materials for Assembled Parts List.

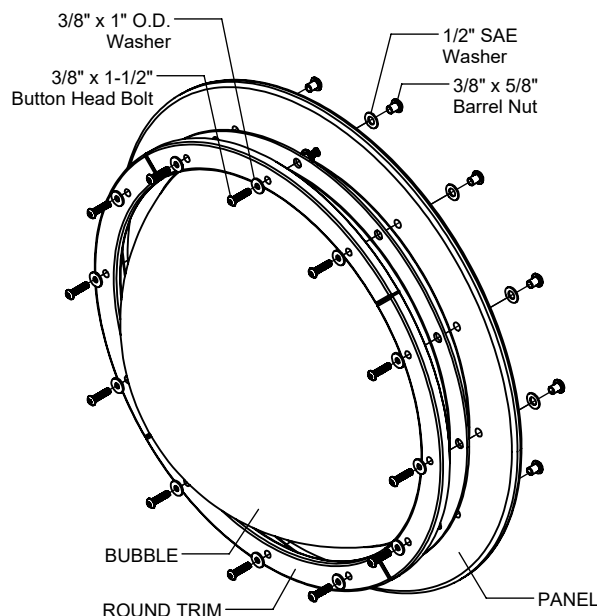


FIGURE 3

Step 1c

For Roto Event Panel Only

Attach Bubble to Roto Event Panel as shown in Figure 4. (See Note A)

NOTE: This step may be factory assembled. See Bill of Materials for Assembled Parts List.

Step 2

For Standard R5/R35 Panel Only

Complete standard panel assembly as described in R35-1600 R3.5 Panel Assembly and R5-1601 Panel Type 1 (Rotomold) installation instructions. (See Note B)

Step 3

Fully tighten all fasteners according to the "TIGHTENING TORQUE FOR HARDWARE" section of the Installation Manual.

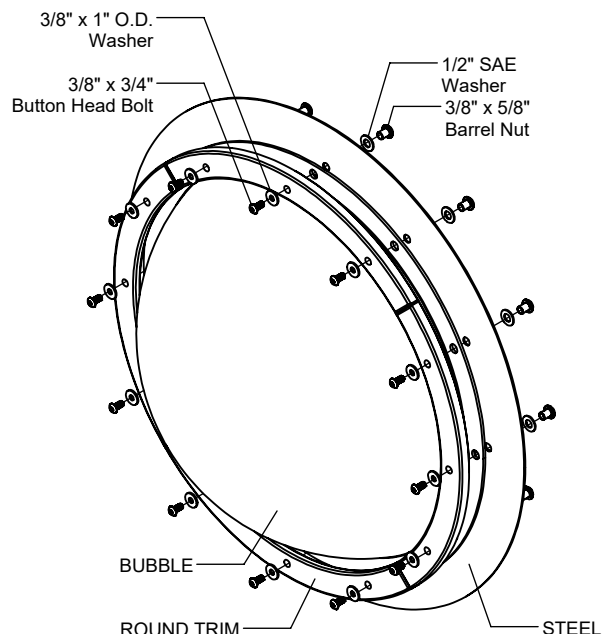


FIGURE 2

Step 1b

For HDPE Event Panel Only

Attach Bubble to HDPE Event Panel as shown in Figure 3. (See Note A)

NOTE: This step may be factory assembled. See Bill of Materials for Assembled Parts List.

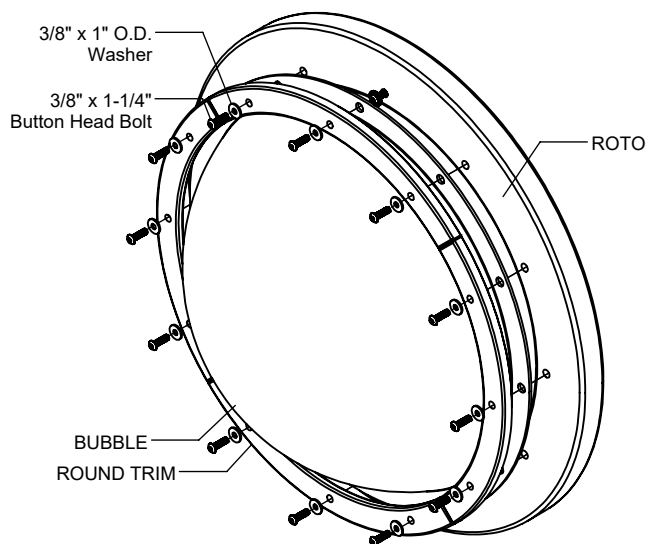


FIGURE 4

BUBBLE PANEL INSTALLATION INSTRUCTIONS

1602-BBL
Page 3 of 4

Parts List

STEEL MOUNT		
Part #	DESCRIPTION	QTY
DE-4283	Bubble Window 30"	1
EF-7288-P	Pocketed Roto Round Trim	4
9103032-TR	Bolt Button Head 3/8" x 3/4"	12
9333002	Washer Flat 3/8" x 1" O.D. x .100" thick	12
9345002	Washer Flat SAE 1/2"	12
9443022-TR	Nut Barrel 3/8" x 5/8" BH	12

HDPE MOUNT		
Part #	DESCRIPTION	QTY
DE-4283	Bubble Window 30"	1
EF-7288-P	Pocketed Roto Round Trim	4
9103072-TR	Bolt Button Head 3/8" x 1-1/2"	12
9333002	Washer Flat 3/8" x 1" O.D. x .100" thick	12
9345002	Washer Flat SAE 1/2"	12
9443022-TR	Nut Barrel 3/8" x 5/8" BH	12

ROTO MOUNT		
Part #	DESCRIPTION	QTY
DE-4283	Bubble Window 30"	1
EF-7288-P	Pocketed Roto Round Trim	4
9103062-TR	Bolt Button Head 3/8" x 1-1/4"	12
9333002	Washer Flat 3/8" x 1" O.D. x .100" thick	12

Parts List

R35 DECK MOUNT		
Part #	DESCRIPTION	QTY
BE-0361-L	R35 Panel Bracket - Left	1
BE-0361-R	R35 Panel Bracket - Right	1
DE-4283	Bubble Window 30"	1
EF-7288-P	Pocketed Roto Round Trim	4
EG-0079	Round Panel R35	1
GG-8113	Mounting Lug R3.5	2
HS-1001-R35	Socket Clamp Set R3.5	2
9103052-TR	Bolt Button Head 3/8" x 1"	4
9103062-TR	Bolt Button Head 3/8" x 1-1/4"	2
9103072-TR	Bolt Button Head 3/8" x 1-1/2"	12
9143062-TR	Bolt Shoulder 3/8" x 1-3/8" BH	2
9333002	Washer Flat 3/8" x 1" O.D. x .100" thick	20
9345002	Washer Flat SAE 1/2"	18
9413002	Nut Lock 3/8"	2
9443022-TR	Nut Barrel 3/8" x 5/8" BH	16

R35 GROUND MOUNT		
Part #	DESCRIPTION	QTY
DE-4283	Bubble Window 30"	1
EF-7288-P	Pocketed Roto Round Trim	4
EG-0079	Round Panel R35	1
GG-8113	Mounting Lug R3.5	4
HS-1001-R35	Socket Clamp Set R3.5	4
9103072-TR	Bolt Button Head 3/8" x 1-1/2"	12
9143062-TR	Bolt Shoulder 3/8" x 1-3/8" BH	4
9333002	Washer Flat 3/8" x 1" O.D. x .100" thick	12
9345002	Washer Flat SAE 1/2"	16
9443022-TR	Nut Barrel 3/8" x 5/8" BH	12



www.playcraftsystems.com
For Customer Service Call
800.333.8519 (U.S.A.) or 541.955.9199 (International)

Rev B
7/12/2022

BUBBLE PANEL INSTALLATION INSTRUCTIONS

1602-BBL
Page 4 of 4

Parts List

R5 DECK MOUNT		
Part #	DESCRIPTION	QTY
BF-7117-L	Roto Panel Bracket Left (R5)	1
BF-7117-R	Roto Panel Bracket Right (R5)	1
DE-4283	Bubble Window 30"	1
DF-7107	Roto Panel Round	1
EF-7288-P	Pocketed Roto Round Trim	4
GE-0011	Zinc Collar	2
HS-1001-R5	Socket Clamp Set R5	2
LF-0733	Panel Roto Pipe	1
9103062-TR	Bolt Button Head 3/8" x 1-1/4"	14
9103082-TR	Bolt Button Head 3/8" x 1-3/4"	4
9248112	Screw Drywall #8 x 2-1/2" Sq Dr	4
9263012	Screw Soc Set 3/8" x 1/2"	2
9333002	Washer Flat 3/8" x 1" O.D. x .100" thick	24
9413002	Nut Lock 3/8"	6

R5 GROUND MOUNT		
Part #	DESCRIPTION	QTY
DE-4283	Bubble Window 30"	1
DF-7107-G	Roto Panel Round-Ground	1
EF-7288-P	Pocketed Roto Round Trim	4
GE-0011	Zinc Collar	4
HS-1001-R5	Socket Clamp Set R5	4
LF-0733	Panel Roto Pipe	2
9103062-TR	Bolt Button Head 3/8" x 1-1/4"	12
9248112	Screw Drywall #8 x 2-1/2" Sq Dr	8
9263012	Screw Soc Set 3/8" x 1/2"	4
9333002	Washer Flat 3/8" x 1" O.D. x .100" thick	12

Specifications

ROUND TRIM:

Shall be made from high density 3/4" sheet plastic specially formulated for optimum UV stability and color retention.

BUBBLE WINDOW:

Shall be fabricated from 3/16" Clear Polycarbonate.

HARDWARE:

Shall be stainless steel, zinc/nickel plated or galvanized as required to resist rust and corrosion.

Maintenance

Periodically tighten all screws, bolts and nuts. A periodic inspection of all parts is necessary. If a part is broken or worn, replace immediately. For general maintenance please refer to our Playground Maintenance Manual.



www.playcraftsystems.com
For Customer Service Call
800.333.8519 (U.S.A.) or 541.955.9199 (International)

Rev B
7/12/2022