

### IMPORTANT NOTES: Read First

(A) Use liquid thread lock (such as Loctite®) with all threaded hardware. **Important:** Liquid thread lock (prior to curing) helps to eliminate the common problem of "thread seizure" in stainless steel hardware by serving as a lubricant during assembly.

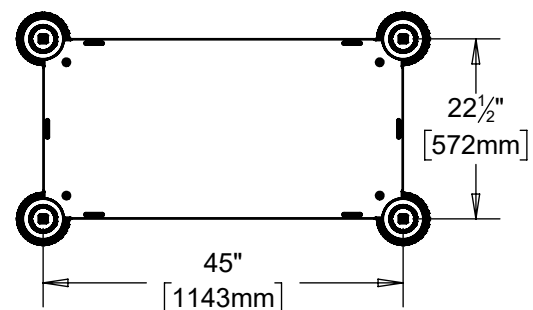
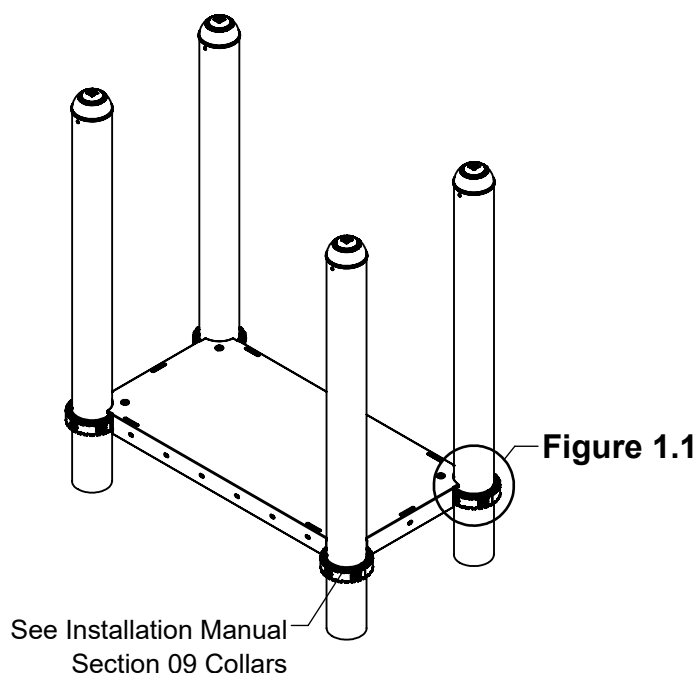
(B) The top of the collars are located 7/8" [22mm] below the top of the deck. Refer to Installation Manual for 09 Collars installation instructions.

(C) An appropriate energy absorbing safety surface is required under and around all playground equipment. Loose fill protective surfacing is shown only as an example for the purpose of this assembly instruction. Other surfacing material may vary in thickness and/or compression depths. See free publication - The Handbook for Public Playground Safety, Publication #325 at [www.cpsc.gov](http://www.cpsc.gov) for the surfacing appropriate for the fall height of the equipment or consult your surfacing supply representative.

(D) All deck heights on your system's top view drawing are measured from the top of ground cover (finished grade) to the top of the deck. Post location dimensions are on centers.

(F) Never allow the gap between decks to be between 3-1/2" [89mm] and 9" [229mm]. Deck fillers are provided for gaps between decks with 6" [152mm] and 12" [305mm] rise increments.

**FIGURE 1**  
Half Square Deck Assembly



### Step 1

Attach Deck to Collars as shown in Figure 1.1.  
(See Note A)

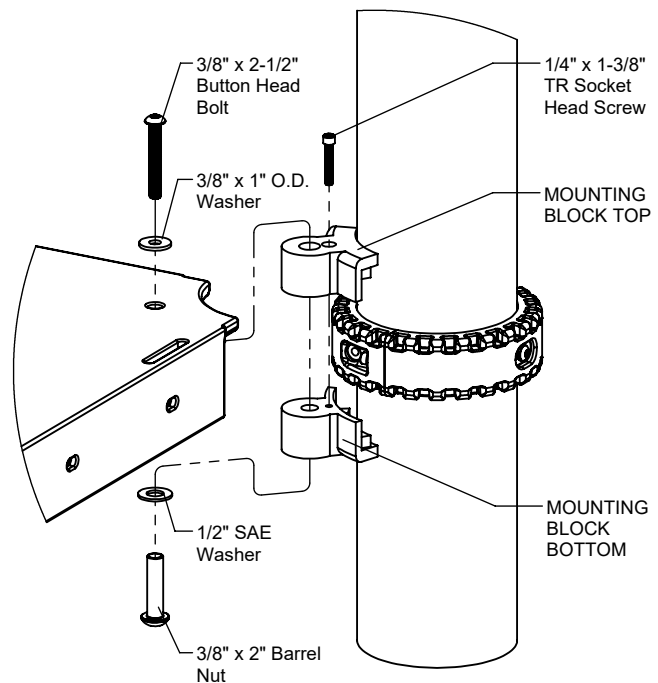
**NOTE:** 4 Places

### Step 2

Fully tighten all fasteners according to the  
"TIGHTENING TORQUE FOR HARDWARE"  
section of the Installation Manual.

### Step 3

Place required protective surfacing under and  
around Half Square Deck Assembly. (See Note C)



**Figure 1.1**

### Parts List

Part #	DESCRIPTION	QTY
CF-0830	Half Square Deck R5	1
GF-7006-B	Mounting Block R5 Bottom	4
GF-7006-T	Mounting Block R5 Top	4
9103112-TR	Bolt Button Head 3/8" x 2-1/2"	4
9281062-5-TR	Screw Soc HD CS 1/4" x 1-3/8" TR	4
9333002	Washer Flat 3/8" x 1" O.D. x .100" thick	4
9345002	Washer Flat SAE 1/2"	4
9443092-TR	Nut Barrel 3/8" x 2" BH	4

### Specifications

#### HALF SQUARE DECK:

Shall be fabricated from punched, formed, and welded 12 gauge sheet steel. The Half Square Deck shall be Play Tuff™ coated after fabrication.

#### MOUNTING BLOCKS:

Shall be two-part and precision die-cast from a high strength aluminum alloy. The Mounting Blocks shall have a multi-stage baked-on powder coat finish.

#### HARDWARE:

Shall be stainless steel, zinc/nickel plated or galvanized as required to resist rust and corrosion.

### Maintenance

Periodically tighten all screws, bolts and nuts. A periodic inspection of all parts is necessary. If a part is broken or worn, replace immediately. For general maintenance please refer to our Playground Maintenance Manual.