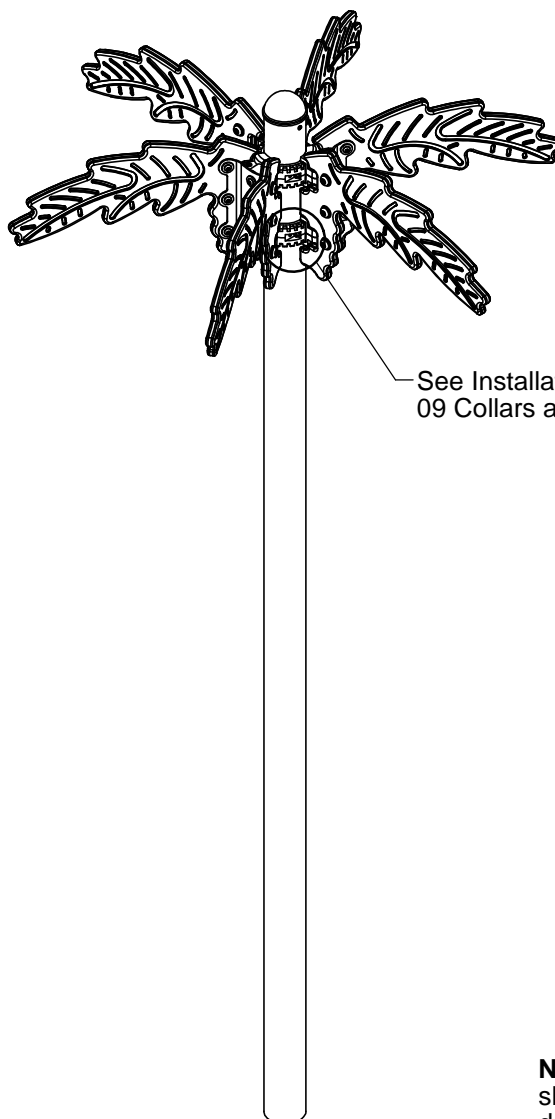


IMPORTANT NOTES: Read First

(A) Use liquid thread lock (such as Loctite®) with all threaded hardware. **Important:** Liquid thread lock (prior to curing) helps to eliminate the common problem of "thread seizure" in stainless steel hardware by serving as a lubricant during assembly.

(B) Refer to Installation Manual for 09 Collars and 11 Socket Clamps assembly instructions.

FIGURE 1
Palm Post Top



See Installation Manual Sections
09 Collars and 11 Clamps

NOTE: R3.5 Configuration shown. R5 will vary slightly, but does not affect the assembly.

Step 1

Locate and attach collars at heights shown in Front Elevation. (See Note B)

NOTE: Locate top of upper collar 4" below bottom of post cap.

* Height shown from top of top collar to top of bottom collar.

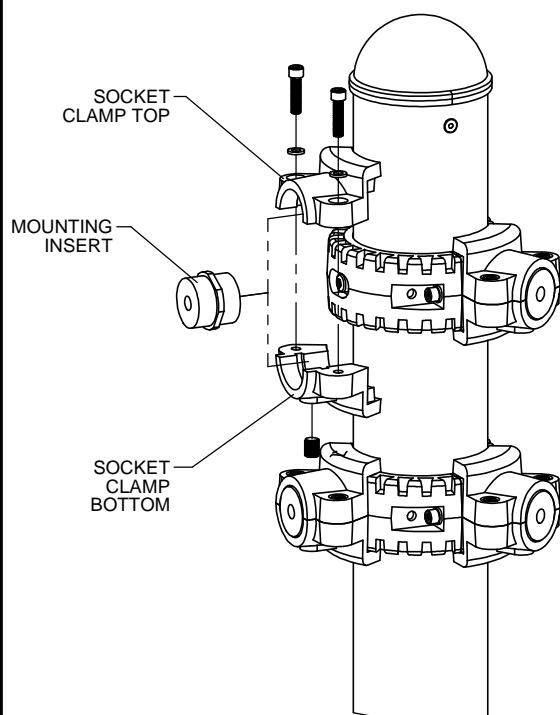
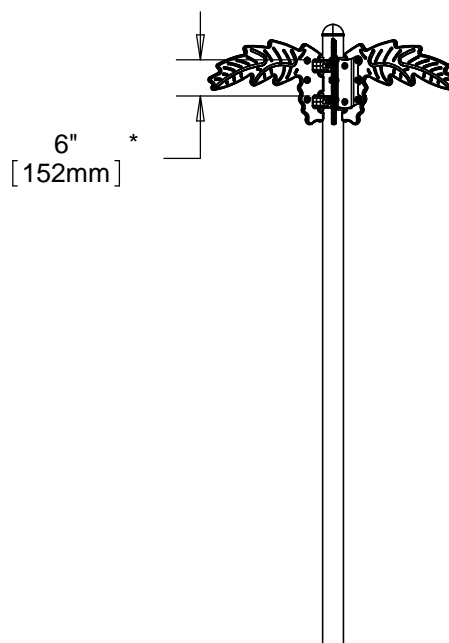


FIGURE 2



FRONT ELEVATION

Step 2

Attach Mounting Inserts and socket clamps to collars as shown in Figure 2. (See Note B)

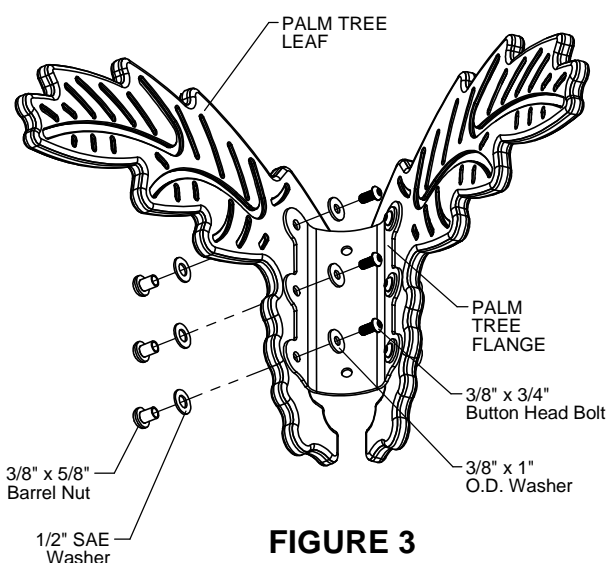


FIGURE 3

Step 3

Attach Palm Tree Leaves to Palm Tree Flange as shown in Figure 3. (See Note A)

Step 4

Attach Palm Tree Flanges to Mounting Inserts as shown in Figure 4. (See Note A)

Step 5

Fully tighten all fasteners according to the "TIGHTENING TORQUE FOR HARDWARE" section of the Installation Manual.

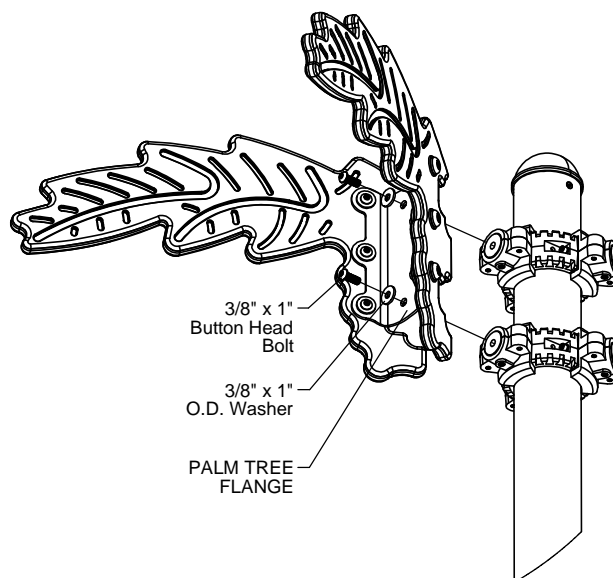


FIGURE 4

R3.5 Parts List

Part #	DESCRIPTION	QTY.
BE-0107	Palm Tree Flange	3
EE-0089	Palm Tree Leaf	6
GE-7015	Mounting Insert	6
HS-1001-R35	Socket Clamp Set R3.5	6
9103032-TR	Bolt Button Head 3/8" x 3/4"	18
9103052-TR	Bolt Button Head 3/8" x 1"	6
9333002	Washer Flat 3/8" x 1" O.D. x .100" thick	24
9345002	Washer Flat SAE 1/2"	18
9443022-TR	Nut Barrel 3/8" x 5/8" BH	18

Specifications

PALM TREE LEAF:

Shall be made from high density 3/4" thick hot extruded polyethylene sheet plastic specially formulated for optimum UV stability and color retention.

PALM TREE FLANGE:

Shall be fabricated using punched and formed 10 gauge sheet steel. The Palm Tree Flange shall have a multi-stage baked-on powder coat finish.

HARDWARE:

Shall be stainless steel, zinc/nickel plated or galvanized as required to resist rust and corrosion.

R5 Parts List

Part #	DESCRIPTION	QTY.
BE-0107	Palm Tree Flange	3
EE-0089	Palm Tree Leaf	6
GE-7015	Mounting Insert	6
HS-1001-R5	Socket Clamp Set R5	6
9103032-TR	Bolt Button Head 3/8" x 3/4"	18
9103052-TR	Bolt Button Head 3/8" x 1"	6
9333002	Washer Flat 3/8" x 1" O.D. x .100" thick	24
9345002	Washer Flat SAE 1/2"	18
9443022-TR	Nut Barrel 3/8" x 5/8" BH	18

Maintenance

Periodically tighten all screws, bolts and nuts. A periodic inspection of all parts is necessary. If a part is broken or worn, replace immediately. For general maintenance please refer to our Playground Maintenance Manual.



Manufactured by Krauss Craft, Inc.
www.playcraftsystems.com

For Customer Service Call
800.333.8519 (U.S.A.) or
541.955.9199 (International)

Rev A
12/24/2009