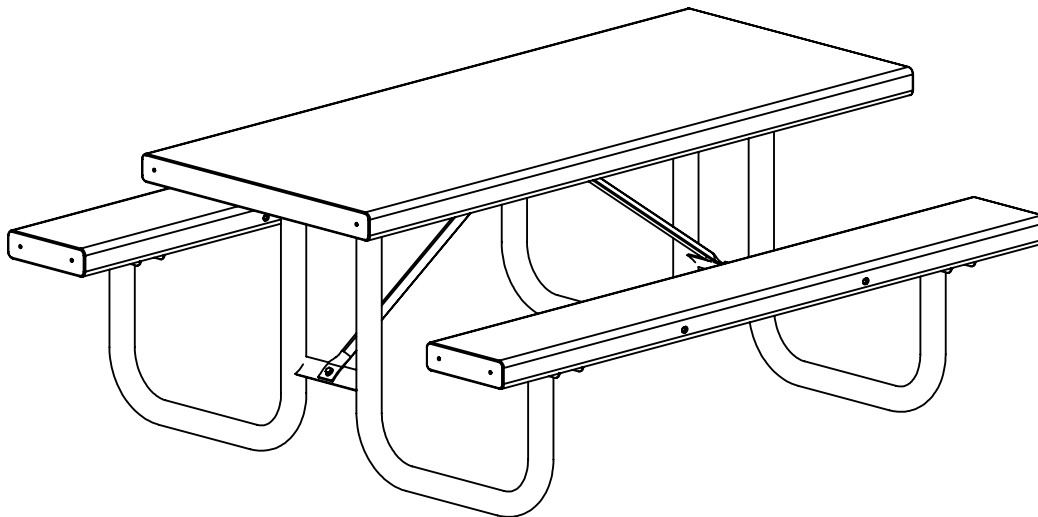


IMPORTANT NOTES: Read First

(A) Use liquid thread lock (such as Loctite®) with all threaded hardware. **Important:** Liquid thread lock (prior to curing) helps to eliminate the common problem of "thread seizure" in stainless steel hardware by serving as a lubricant during assembly.

FIGURE 1
Rectangular Picnic Table

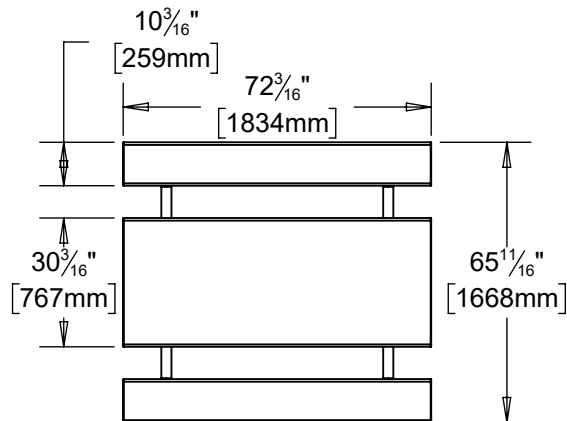


NOTE: 4250-S6 Picnic Table 6' configuration shown. Other configurations will vary slightly, but does not affect assembly.

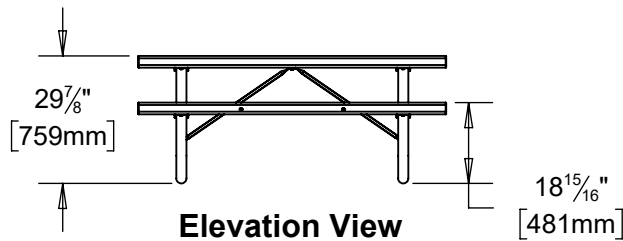
RECTANGULAR PICNIC TABLE INSTALLATION INSTRUCTIONS

4250
Page 2 of 4

4250-S6 Picnic Table 6'

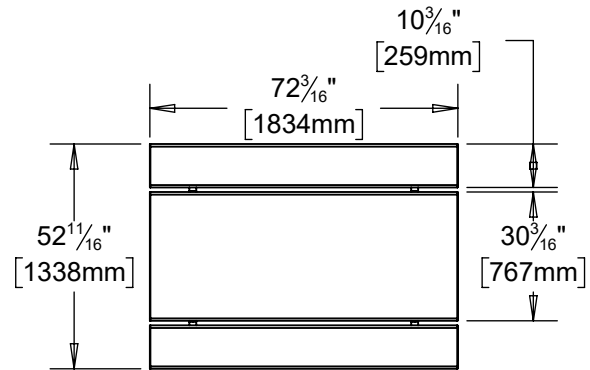


Top View

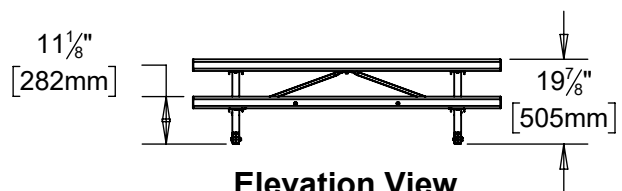


Elevation View

4250-C6 Picnic Table Child 6'

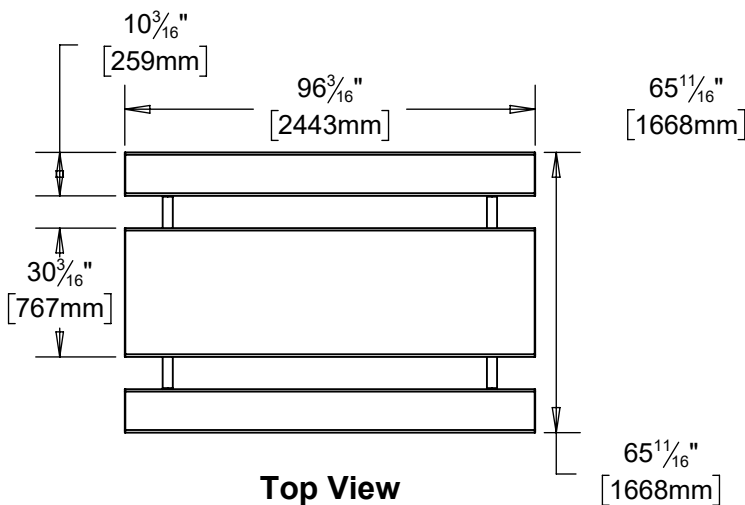


Top View

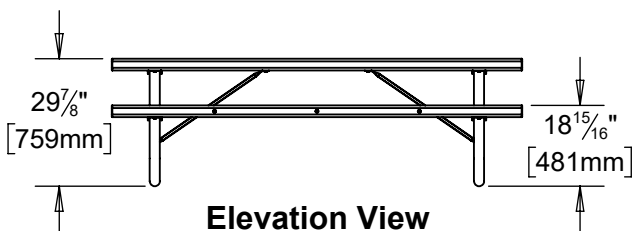


Elevation View

4250-S8 Picnic Table 8'

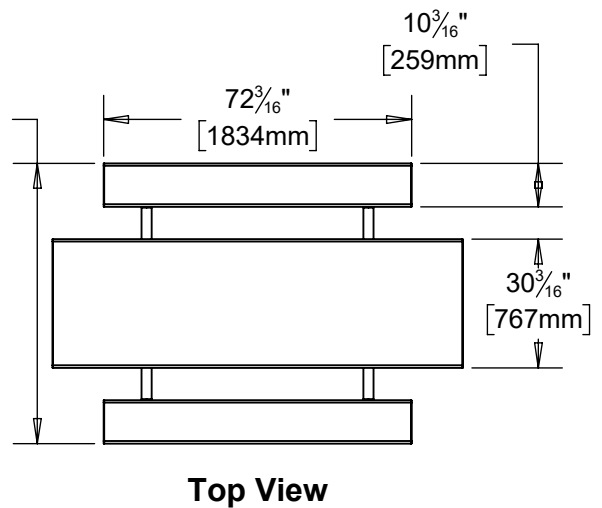


Top View

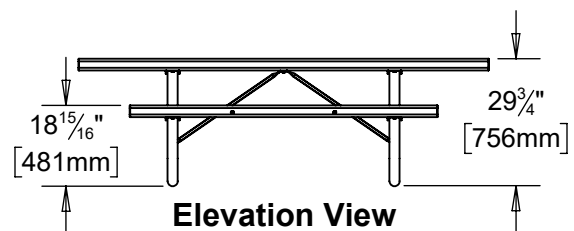


Elevation View

4250-S8H Picnic Table ADA 8'



Top View



Elevation View



www.playcraftsystems.com
 For Customer Service Call
 800.333.8519 (U.S.A.) or 541.955.9199 (International)

Rev D
8/28/2019

Step 1

For Picnic Table Child 6' Only

Attach Frame Supports to Frame as shown Figure 1.
(See Note A)

NOTE: 4 Places

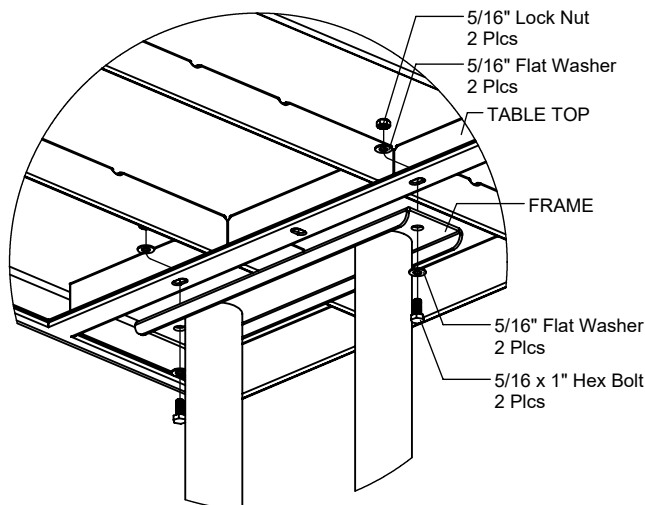


FIGURE 2

Step 3

Attach Bench Top to Frame as shown in Figure 3. (See Note A)

NOTE: 4 Places

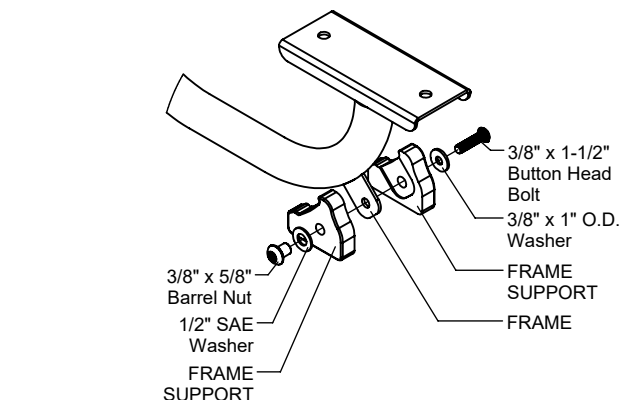


FIGURE 1

Step 2

Attach Table Top to Frame as shown in Figure 2.
(See Note A)

NOTE: 2 Places

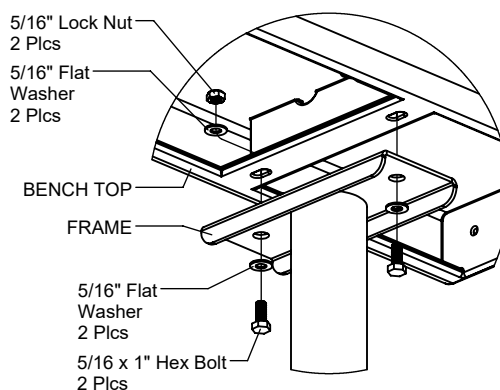


FIGURE 3

Step 4

Attach Braces to Frame and Table Top as shown in Figure 4. (See Note A)

NOTE: Picnic Table 8' requires an additional set of hardware and the Braces do not overlap.

Step 5

Fully tighten all fasteners according to the "TIGHTENING TORQUE FOR HARDWARE" section of the Installation Manual.

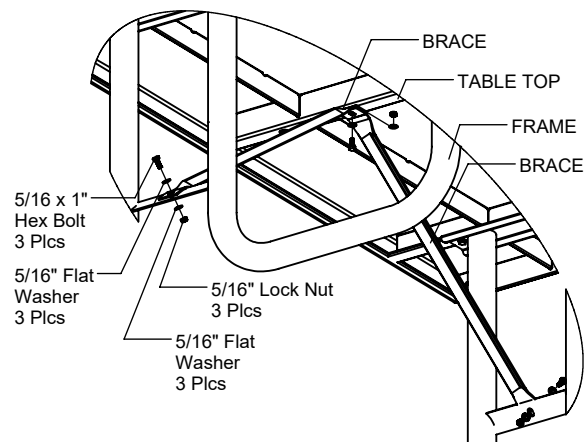


FIGURE 4

RECTANGULAR PICNIC TABLE INSTALLATION INSTRUCTIONS

4250
Page 4 of 4

Parts List

4250-S6 PICNIC TABLE 6'		
Part #	DESCRIPTION	QTY
BD-5041	Picnic Table Frame Brace	2
CD-5031	Bench Top 6'	2
CD-5037	Picnic Table Top 6'	1
FS-4250	ADA Picnic Table Frame	2
9122052	Bolt Hex 5/16" x 1"	15
9332032	Washer Flat 5/16"	30
9412182	Nut Lock 5/16	15

4250-C6 PICNIC TABLE CHILD 6'		
Part #	DESCRIPTION	QTY
BD-5063	Child Picnic Table Frame Brace	2
CD-5031	Bench Top 6'	2
CD-5037	Picnic Table Top 6'	1
ED-5068-L	Frame Support - Left	4
ED-5068-R	Frame Support - Right	4
FS-4250-C6	Child Picnic Table Frame	2
9103072-TR	Bolt Button Head 3/8" x 1-1/2"	4
9122052	Bolt Hex 5/16" x 1"	15
9332032	Washer Flat 5/16"	30
9333002	Washer Flat 3/8" x 1" O.D. x .100" thick	4
9345002	Washer Flat SAE 1/2"	4
9412182	Nut Lock 5/16	15
9443022-TR	Nut Barrel 3/8" x 5/8" BH	4

4250-S8 PICNIC TABLE 8'		
Part #	DESCRIPTION	QTY
BD-5041	Picnic Table Frame Brace	2
CD-5032	Bench Top 8'	2
CD-5038	Picnic Table Top 8'	1
FS-4250	ADA Picnic Table Frame	2
9122052	Bolt Hex 5/16" x 1"	16
9332032	Washer Flat 5/16"	32
9412182	Nut Lock 5/16	16

4250-S8H PICNIC TABLE ADA 8'		
Part #	DESCRIPTION	QTY
BD-5041	Picnic Table Frame Brace	2
CD-5031	Bench Top 6'	2
CD-5039	Picnic Table Top ADA - Top	1
FS-4250	ADA Picnic Table Frame	2
9122052	Bolt Hex 5/16" x 1"	15
9332032	Washer Flat 5/16"	30
9412182	Nut Lock 5/16	15

Specifications

TABLE TOP & BENCH:

Shall be fabricated from punched, formed, and welded 14 gauge sheet steel. The Table Top & Bench shall be Play Tuff™ coated after fabrication.

TABLE FRAME BRACE:

Shall be fabricated from punched and formed 10 gauge sheet steel. The Table Frame Brace shall have a multi-stage baked-on powder coat finish.

TABLE FRAME:

Shall be fabricated using 2.375" O.D. 11 gauge steel tubing with welded 10 gauge steel mounts. The Table Frame shall have a multi-stage baked-on powder coat finish.

FRAME SUPPORT:

Shall be made from high density 3/4" sheet plastic specially formulated for optimum UV stability and color retention.

HARDWARE:

Shall be stainless steel, zinc/nickel plated or galvanized as required to resist rust and corrosion.

Maintenance

Periodically tighten all screws, bolts and nuts. A periodic inspection of all parts is necessary. If a part is broken or worn, replace immediately. For general maintenance please refer to our Playground Maintenance Manual.



www.playcraftsystems.com
For Customer Service Call
800.333.8519 (U.S.A.) or 541.955.9199 (International)

Rev D
8/28/2019