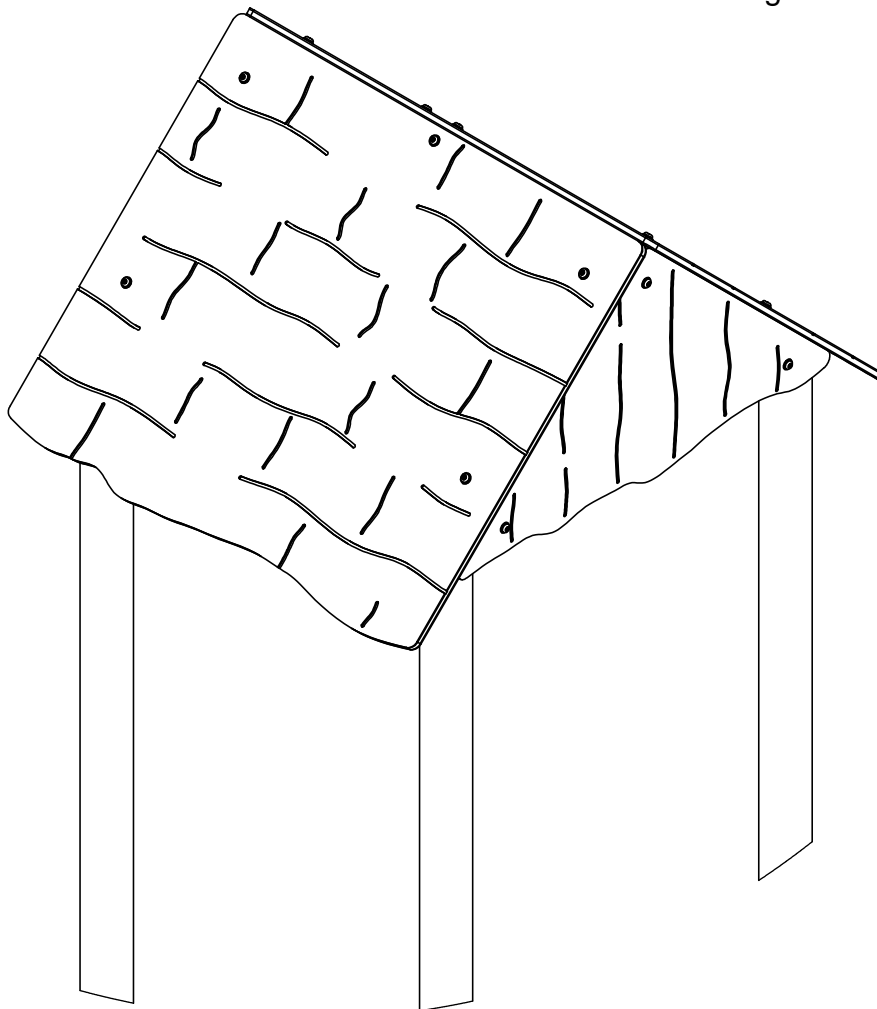


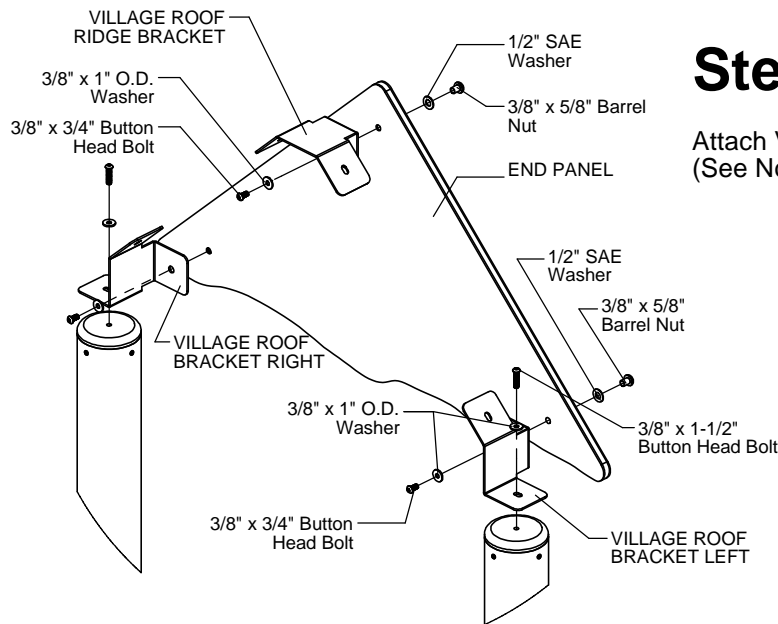
IMPORTANT NOTES: Read First

(A) Use liquid thread lock (such as Loctite®) with all threaded hardware. **Important:** Liquid thread lock (prior to curing) helps to eliminate the common problem of "thread seizure" in stainless steel hardware by serving as a lubricant during assembly.

FIGURE 1
Village Roof



NOTE: R5 Village Roof shown.
Other configurations will vary slightly,
but does not affect assembly.



Step 1

Attach Village Roof End Panels as shown in Figure 1.
(See Note A)

FIGURE 1

Step 2

Attach Village Roof Top panels as shown in Figure 2. (See Note A)

Step 3

Fully tighten all fasteners according to the "TIGHTENING TORQUE FOR HARDWARE" section of the Installation Manual.

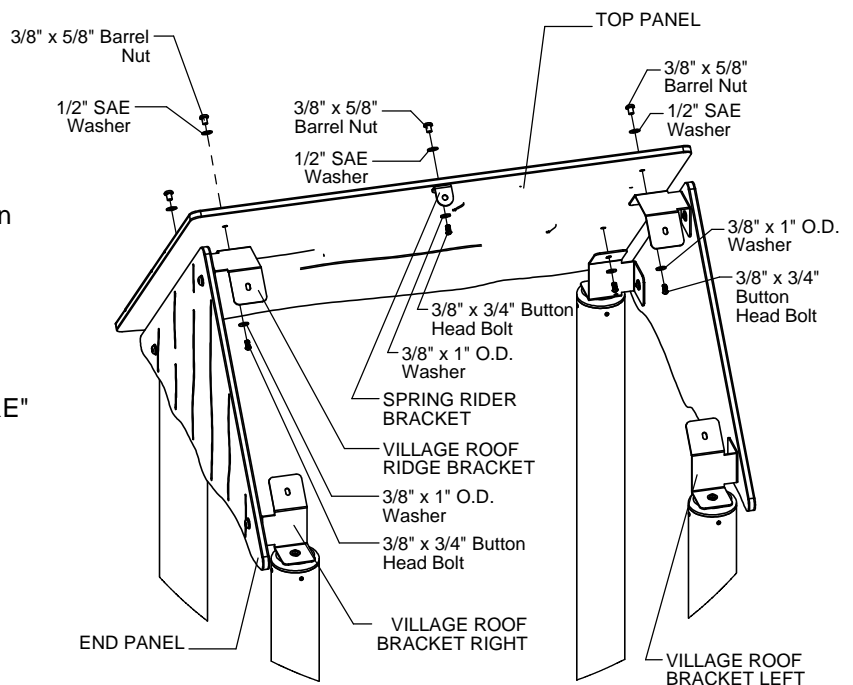


FIGURE 2

Specifications

PANELS:

Shall be made from high density 3/4" thick hot extruded polyethylene sheet plastic specially formulated for optimum UV stability and color retention.

ROOF BRACKETS:

Shall be fabricated using 10 gauge sheet steel. The roof brackets have a multi-stage baked on powder coat finish.

SPRING RIDER BRACKET:

Shall be fabricated using 3/16" thick plate steel. The Spring Rider Bracket has a multi-stage baked on powder coat finish.

HARDWARE:

Shall be stainless steel, zinc/nickel plated or galvanized as required to resist rust and corrosion.

R5 Parts List

Part #	DESCRIPTION	QTY.
BE-4466	Spring Rider Bracket	1
BE-7022-L	Village Roof Bracket Left	2
BE-7022-R	Village Roof Bracket Right	2
BE-7023	Village Roof Ridge Bracket	2
EF-7119-E	Village Roof Panel - End	2
EF-7119-T	Village Roof Panel - Top	2
9103032-TR	Bolt Button Head 3/8" x 3/4"	16
9103072-TR	Bolt Button Head 3/8" x 1-1/2"	4
9333002	Washer Flat 3/8" x 1" O.D. x .100" thick	20
9345002	Washer Flat SAE 1/2"	16
9443022-TR	Nut Barrel 3/8" x 5/8" BH	16

R3.5 Parts List

Part #	DESCRIPTION	QTY.
BE-4466	Spring Rider Bracket	1
BE-7022-L	Village Roof Bracket Left	2
BE-7022-R	Village Roof Bracket Right	2
BE-7023	Village Roof Ridge Bracket	2
EG-8237-E	Village Roof Panel R3.5 - End	2
EG-8237-T	Village Roof Panel R3.5 - Top	2
9103032-TR	Bolt Button Head 3/8" x 3/4"	16
9103072-TR	Bolt Button Head 3/8" x 1-1/2"	4
9333002	Washer Flat 3/8" x 1" O.D. x .100" thick	20
9345002	Washer Flat SAE 1/2"	16
9443022-TR	Nut Barrel 3/8" x 5/8" BH	16

Maintenance

Periodically tighten all screws, bolts and nuts. A periodic inspection of all parts is necessary. If a part is broken or worn, replace immediately. For general maintenance please refer to our Playground Maintenance Manual.



Manufactured by Krauss Craft, Inc.
www.playcraftsystems.com

For Customer Service Call
800.333.8519 (U.S.A.) or
541.955.9199 (International)

Rev D
9/23/2010