

# R35B92C3A TOP VIEW

ADA ACCESSIBILITY GUIDELINE - ADAAG CONFORMANCE

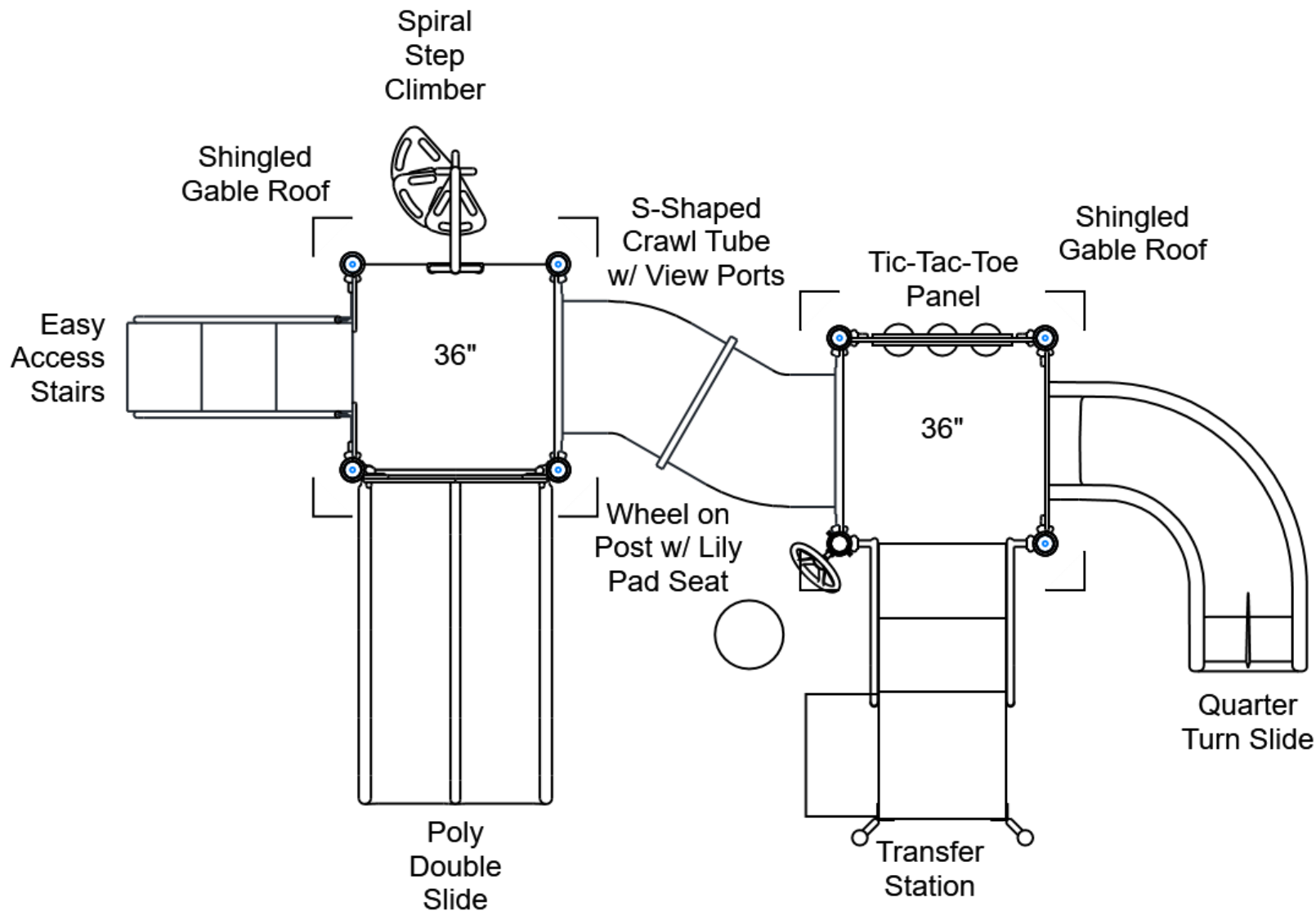
ELEVATED	ACCESSIBLE	RAMP ACCESSIBLE	GROUND	TYPES
5	5/3	0	2/2	2/2



## GENERAL NOTES:

This conceptual plan is based on information provided prior to construction. Detailed site information, including the following, should be obtained, evaluated, and utilized in the final project design. Exact site dimensions, topography, existing utilities, soil conditions and drainage solutions.

WARNING: Accessible safety surfacing material is required beneath and around this equipment that has a critical height value (Fall Height) appropriate for the highest accessible part of this equipment. Refer to the CPSC'S Handbook For Public Playground Safety, Section 4: Surfacing.



STRUCTURE#: R35B92C3A

PROJECT#: R35B92C3A

DATE: 11/27/2019 | DRAWN BY:

MIN. USE ZONE: 33' x 25'

PLAYCRAFT REP:

Playcraft Direct, Inc.



# R35B92C3A SITE PLAN

ADA ACCESSIBILITY GUIDELINE - ADAAG CONFORMANCE

ELEVATED	ACCESSIBLE	RAMP ACCESSIBLE	GROUND	TYPES
5	5/3	0	2/2	2/2

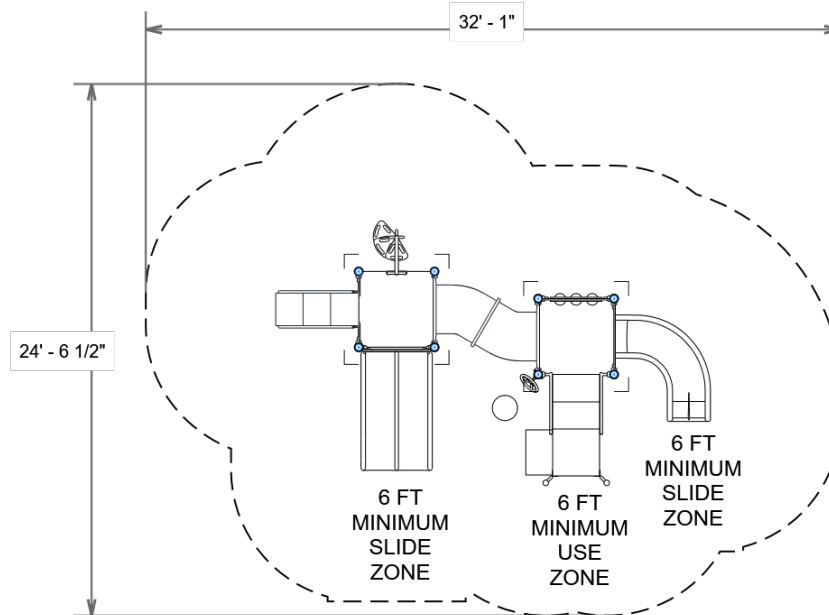


## GENERAL NOTES:

This Preliminary Site Plan is based on measurements that were provided in the initial planning phase. All dimensions must be verified prior to the submission of a purchase order. Playcraft Systems will not be held responsible for any discrepancies between actual dimensions and dimensions submitted in the planning phase.

The Minimum Use Zone for a play structure is based on the product design at the time of proposal. Components and structure designs may be subject to change which may affect dimensions. Therefore, before preparing the site, we strongly recommend obtaining final drawings from the factory (available after the order is placed and included in the Assembly Manual).

**WARNING:** Accessible safety surfacing material is required beneath and around this equipment that has a critical height value (Fall Height) appropriate for the highest accessible part of this equipment. Refer to the CPSC's Handbook For Public Playground Safety, Section 4: Surfacing.



PROJECT#: R35B92C3A

DATE: 11/27/2019 | DRAWN BY:

MIN. USE ZONE: 33' x 25'

PLAYCRAFT REP:

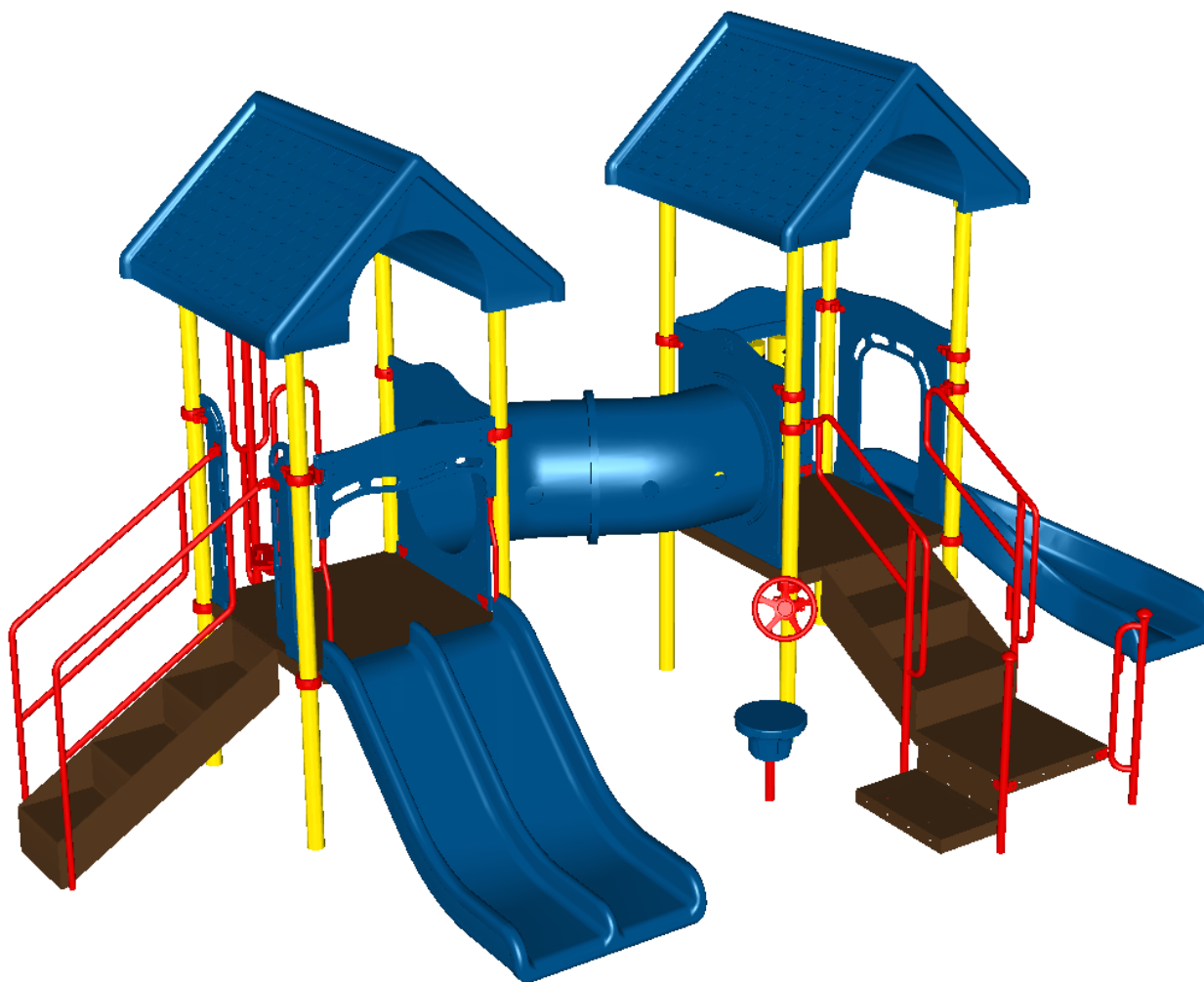
**Playcraft Direct, Inc.**



**R35B92C3A**  
**SW VIEW**

**R35**

FOR KIDS  
AGES  
2-5



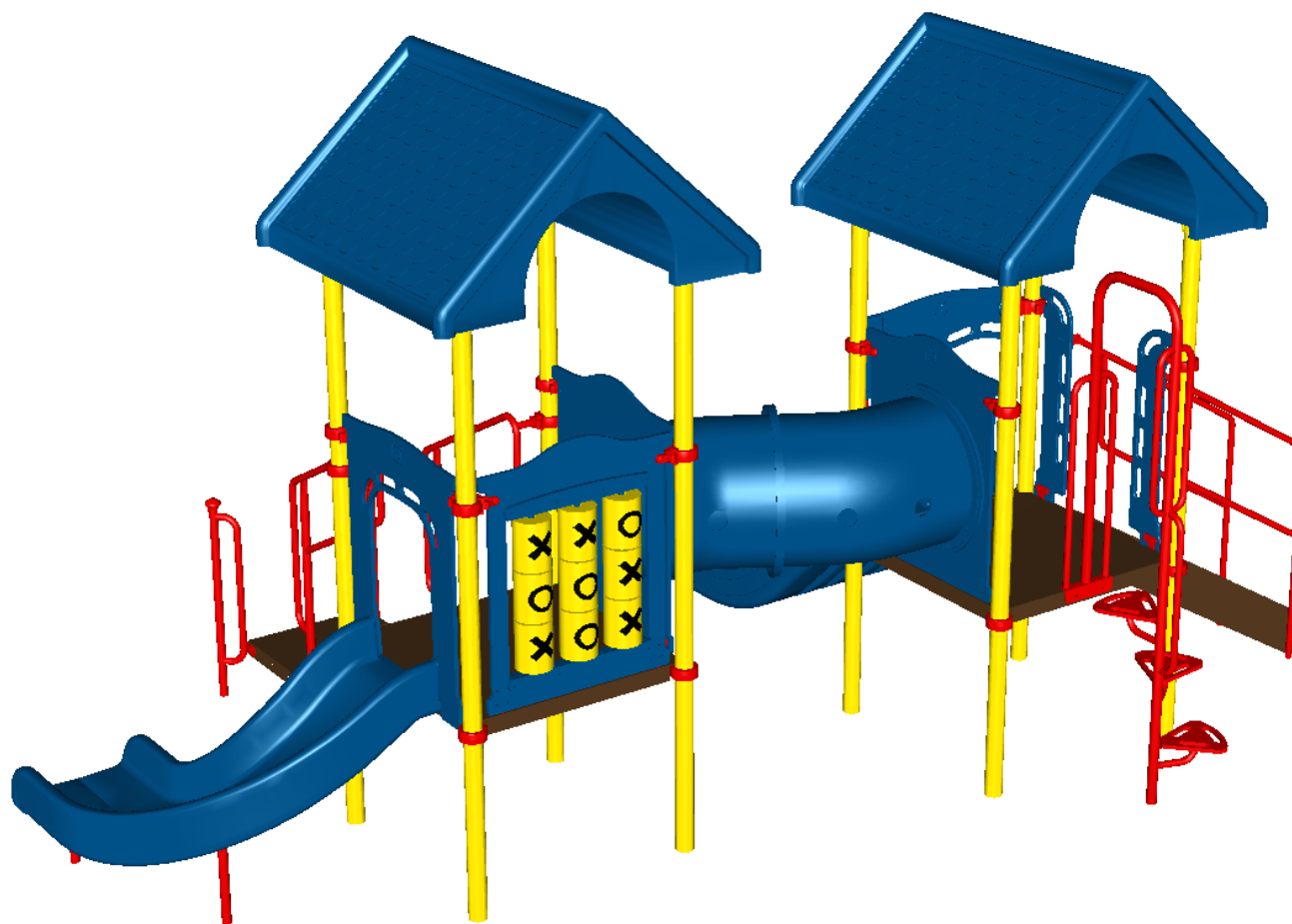
STRUCTURE#: R35B92C3A  
PROJECT#: R35B92C3A  
DATE: 11/27/2019 | DRAWN BY:

**PLAYCRAFT**  
SYSTEMS

**R35B92C3A**  
**NE VIEW**

**R35**

FOR KIDS  
AGES  
2-5



STRUCTURE#: R35B92C3A

PROJECT#: R35B92C3A

DATE: 11/27/2019 | DRAWN BY:



## Bill of Materials

R35B92C3A

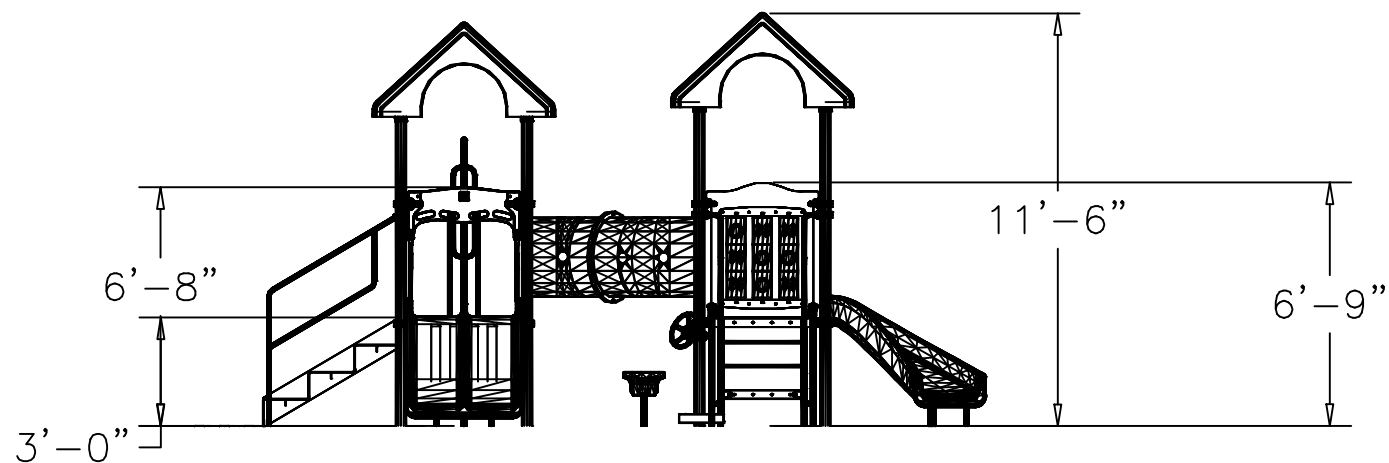
Project# R35B92C3A

11/27/2019

Item	Description	Quantity
R35B92C3A		
HS-1004-R35	Collars	18
S-1012-R35-12ft	Post, 12ft R3.5	8
S-1101-R35	Square Deck	2
S-1201-3R35	Easy Access Stairs, 36in	1
S-1209-24-R35	Transfer Station, 36in-L	1
S-1234-3R35	Climber, Spiral Step 30-36in	1
S-1304-R35	Single Slide SitDown Wall	1
S-1414	Lily Pad Seat	1
S-1500-2S-575R35	Crawl Tube, S-Shaped (2-Section, 57.459in, Right)	1
S-1616-R35	Tic-Tac-Toe Panel	1
S-1702-3R35	Slide, Double 36in	1
S-1705-3	Slide, Quarter Turn 36in	1
S-1808-R35	Roof, Gable (Shingled)	2
S-1812-R35	Driver Wheel (Post Mounted)	1
HS-1007-R35	Extra Hardware	2

## CUSTOM ROUND-3.5 MODULAR PLAYSYSTEM

Elevation View



SN: R35B9C3A  
Date: 11/27/19  
Drawn By: NLH

**R35B92C3A**  
PLAYCRAFT DIRECT



**PLAYCRAFT**  
SYSTEMS

123 NORTH VALLEY DRIVE  
GRANTS PASS, OR 97526  
PH: 541-955-9199  
FAX: 541-955-6130  
[www.playcraftsystems.com](http://www.playcraftsystems.com)