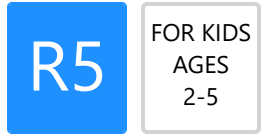


R5070482A TOP VIEW

ADA ACCESSIBILITY GUIDELINE - ADAAG CONFORMANCE

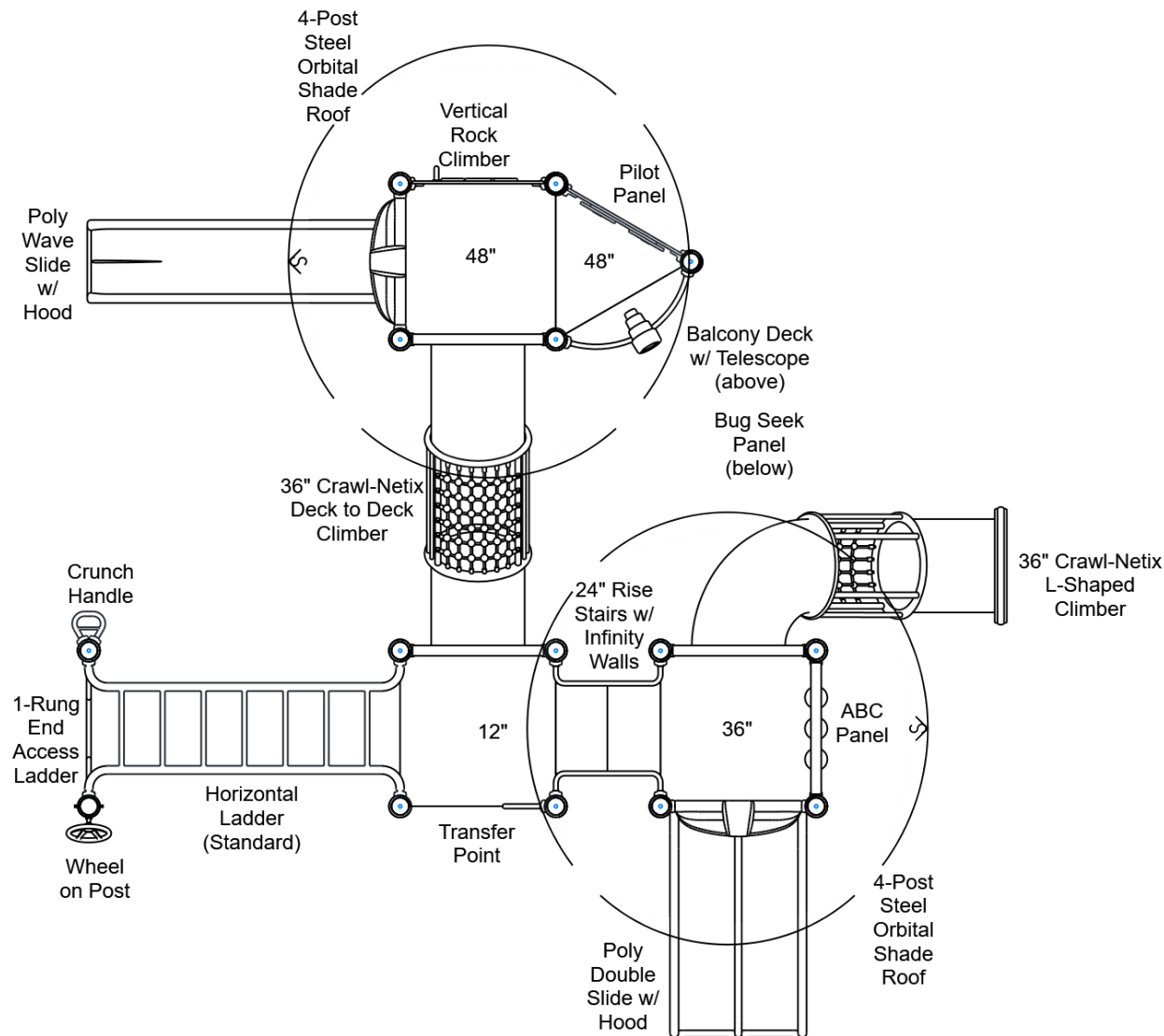
ELEVATED	ACCESSIBLE	RAMP ACCESSIBLE	GROUND	TYPES
9	9/5	0	3/3	3/3



GENERAL NOTES:

This conceptual plan is based on information provided prior to construction. Detailed site information, including the following, should be obtained, evaluated, and utilized in the final project design. Exact site dimensions, topography, existing utilities, soil conditions and drainage solutions.

WARNING: Accessible safety surfacing material is required beneath and around this equipment that has a critical height value (Fall Height) appropriate for the highest accessible part of this equipment. Refer to the CPSC'S Handbook For Public Playground Safety, Section 4: Surfacing.



STRUCTURE#: R5070482A

PROJECT#: R5070482A

DATE: 12/16/2020 | DRAWN BY: Alyssa

MIN. USE ZONE: 35' x 34'

PLAYCRAFT REP:

Playcraft Direct, Inc.



R5070482A SITE PLAN

ADA ACCESSIBILITY GUIDELINE - ADAAG CONFORMANCE

ELEVATED	ACCESSIBLE	RAMP ACCESSIBLE	GROUND	TYPES
9	9/5	0	3/3	3/3

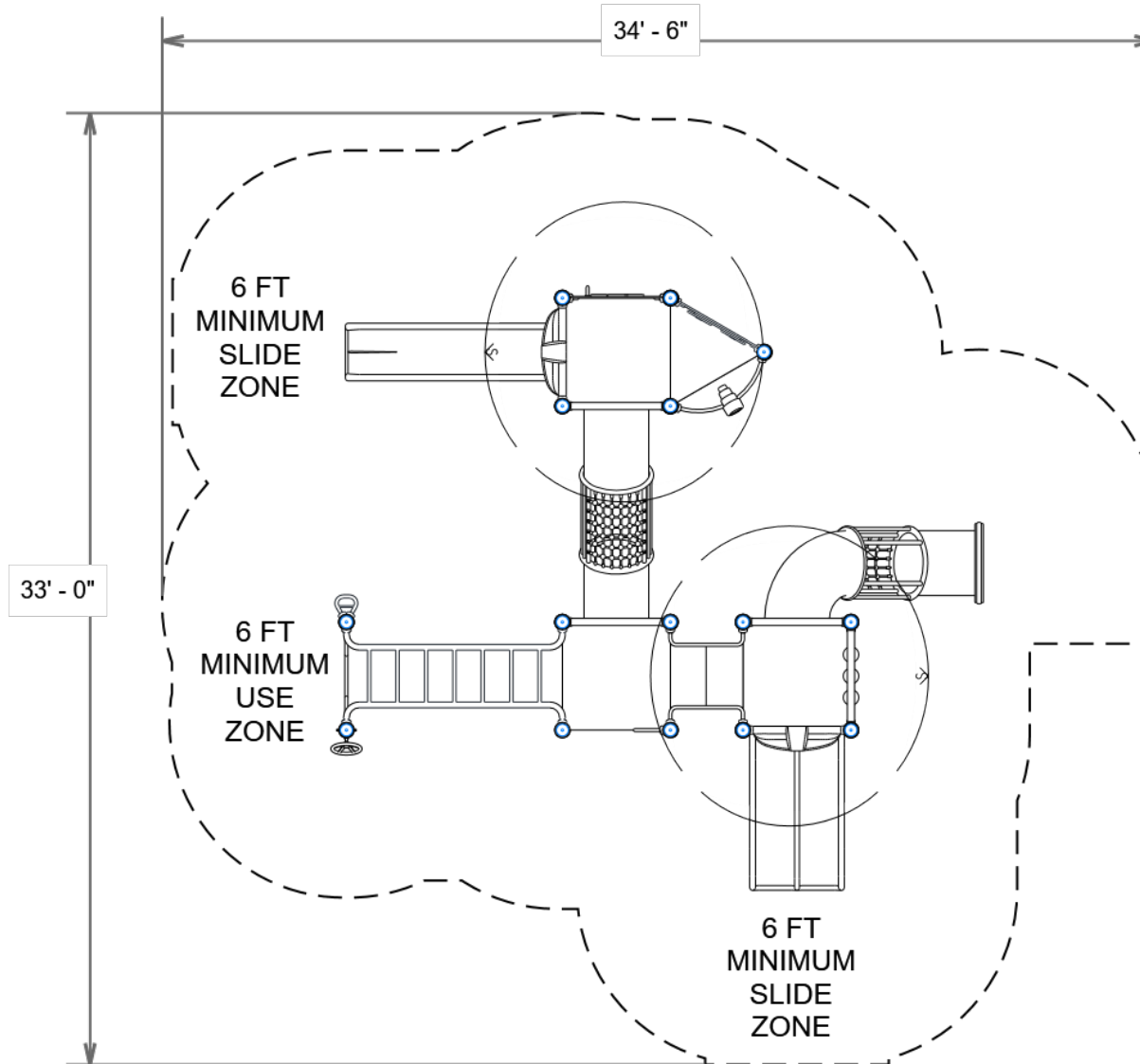


GENERAL NOTES:

This Preliminary Site Plan is based on measurements that were provided in the initial planning phase. All dimensions must be verified prior to the submission of a purchase order. Playcraft Systems will not be held responsible for any discrepancies between actual dimensions and dimensions submitted in the planning phase.

The Minimum Use Zone for a play structure is based on the product design at the time of proposal. Components and structure designs may be subject to change which may affect dimensions. Therefore, before preparing the site, we strongly recommend obtaining final drawings from the factory (available after the order is placed and included in the Assembly Manual).

WARNING: Accessible safety surfacing material is required beneath and around this equipment that has a critical height value (Fall Height) appropriate for the highest accessible part of this equipment. Refer to the CPSC'S Handbook For Public Playground Safety, Section 4: Surfacing.



PROJECT#: R5070482A

DATE: 12/16/2020 | DRAWN BY: Alyssa

MIN. USE ZONE: 35' x 33'

PLAYCRAFT REP:

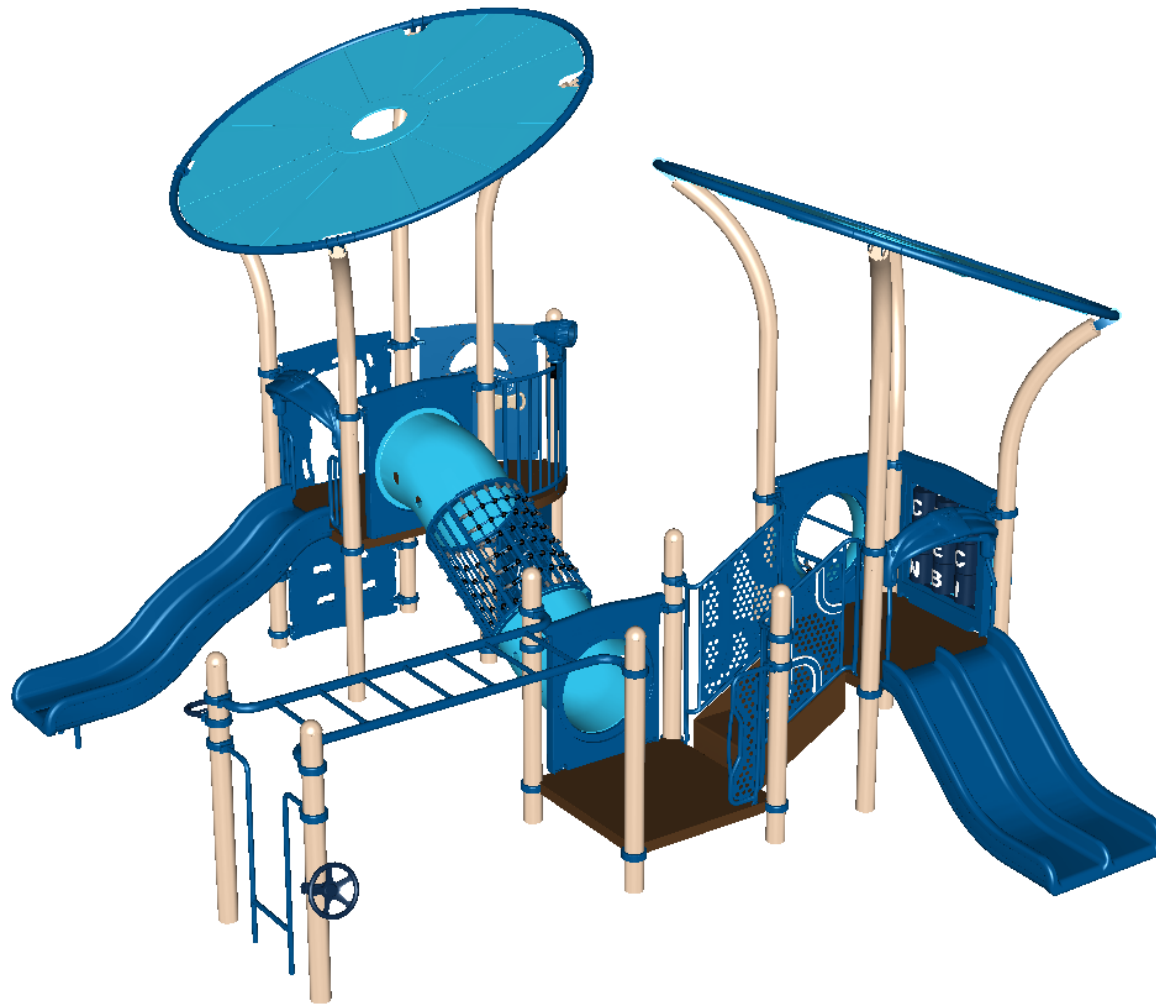
Playcraft Direct, Inc.



R5070482A
SW VIEW

R5

FOR KIDS
AGES
2-5

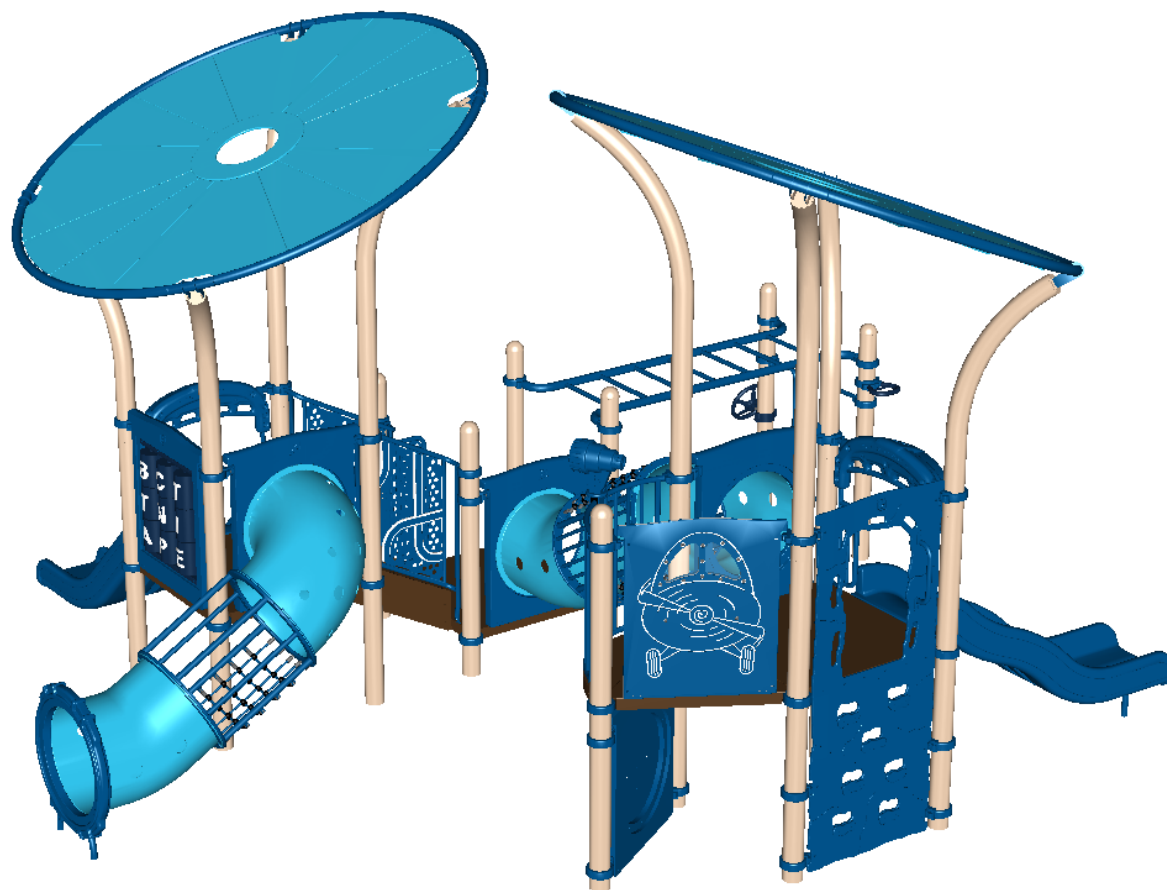


STRUCTURE#: R5070482A
PROJECT#: R5070482A
DATE: 12/16/2020 | DRAWN BY: Alyssa

R5070482A
NE VIEW

R5

FOR KIDS
AGES
2-5



STRUCTURE#: R5070482A
PROJECT#: R5070482A
DATE: 12/16/2020 | DRAWN BY: Alyssa



Bill of Materials

R5070482A

Project# R5070482A

12/16/2020

Item	Description	Quantity
R5070482A		
HS-1004-R	Collars	42
GF-7002	Dome Cap, R5	7
S-1009-R5-09ft	Post, 09ft R5	10
S-1010-R5-10ft	Post, 10ft R5	4
S-1011-R5-11ft	Post, 11ft R5	1
S-1101-R5	Square Deck	3
S-1102-R5	Tri-Deck	1
S-1109-R5-T	Balcony Deck w/ Telescope	1
S-1206-24IW	ADA Stairs, 24in Rise w/ Infinity Walls (Short)	1
S-1237-4R5	Climber, Vertical Rock 42-48in	1
S-1303-R5	Single Slide SitDown Hood	1
S-1306-R5	Double Slide SitDown Hood	1
S-1309-IW-1R	Infinity Half Wall (Right)	1
S-1401-R5	End Access Ladder (1-Rung)	1
S-1406-90R5	Traverse, Horizontal Ladder (7-Rung)	1
S-1535-3DTD-V2	Climber, Crawl-Netix 36in (DTD, 36)	1
S-1535-DTG-LL36	Climber, Crawl-Netix 36in (L-Shaped, DTG, L)	1
S-1618-Bug-R5G	Seek Panel (Bug)	1
S-1619-R5	ABC Panel	1
S-1643-R5	Pilot Panel	1
S-1702-3R5	Slide, Double 36in	1
S-1704-4	Slide, Wave 48in (Single)	1
S-18030-STL	Metal Roof, Orbital Shade (4-Post)	2
S-1812-R5	Driver Wheel (Post Mounted)	1
S-1937-R5	Crunch Handle	1



Bill of Materials (continued)

Item	Description	Quantity
HS-1100-2	Deck to Deck Hardware	2