

R50PC9620 - TUG BOAT

TOP VIEW - 0

ADA ACCESSIBILITY GUIDELINES - ADAAG CONFORMANCE

ELEVATED	ACCESSIBLE	RAMP ACCESSIBLE	GROUND	TYPES
19	13/10	0/0	0/6	0/3
CHILD CAPACITY	218	MAX FALL HEIGHT	84	

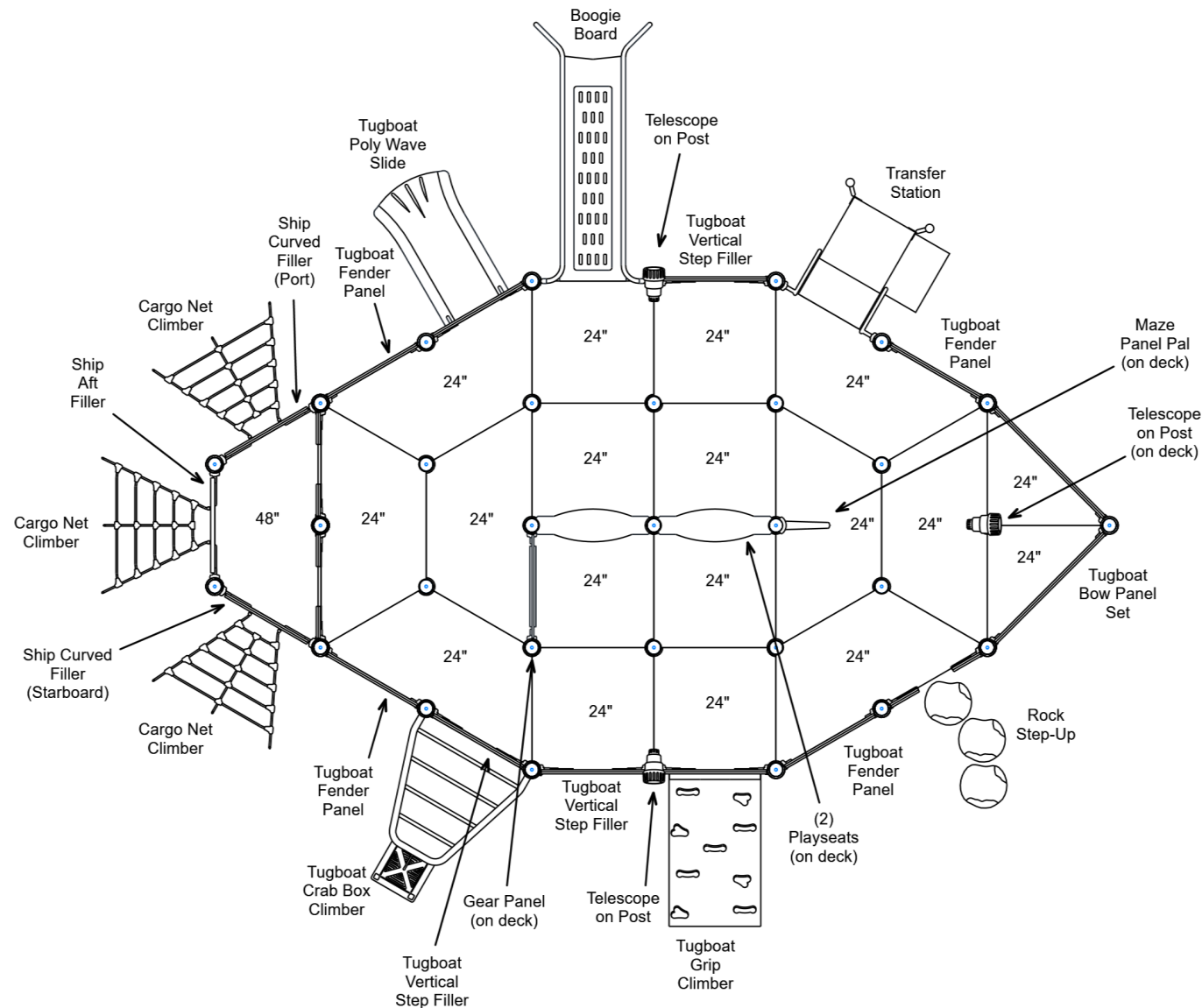
R5

FOR KIDS
AGES
5-12

GENERAL NOTES

This conceptual plan is based on information provided prior to construction. Detailed site information, including the following, should be obtained, evaluated, and utilized in the final project design. Exact site dimensions, topography, existing utilities, soil conditions and drainage solutions.

WARNING: Accessible safety surfacing material is required beneath and around this equipment that has a critical height value (Fall Height) appropriate for the highest accessible part of this equipment. Refer to the CPSC'S Handbook For Public Playground Safety, Section 4: Surfacing.



STRUCTURE # R50PC9620
PROJECT # R50PC9620
DATE 1/21/2026

Playcraft Direct, Inc.

MIN. USE ZONE 44' x 40' (13.154m x 12.116m)

R50PC9620 - TUG BOAT
TOP VIEW - 1

ADA ACCESSIBILITY GUIDELINES - ADAAG CONFORMANCE

ELEVATED	ACCESSIBLE	RAMP ACCESSIBLE	GROUND	TYPES
19	13/10	0/0	0/6	0/3
CHILD CAPACITY	218	MAX FALL HEIGHT	84	

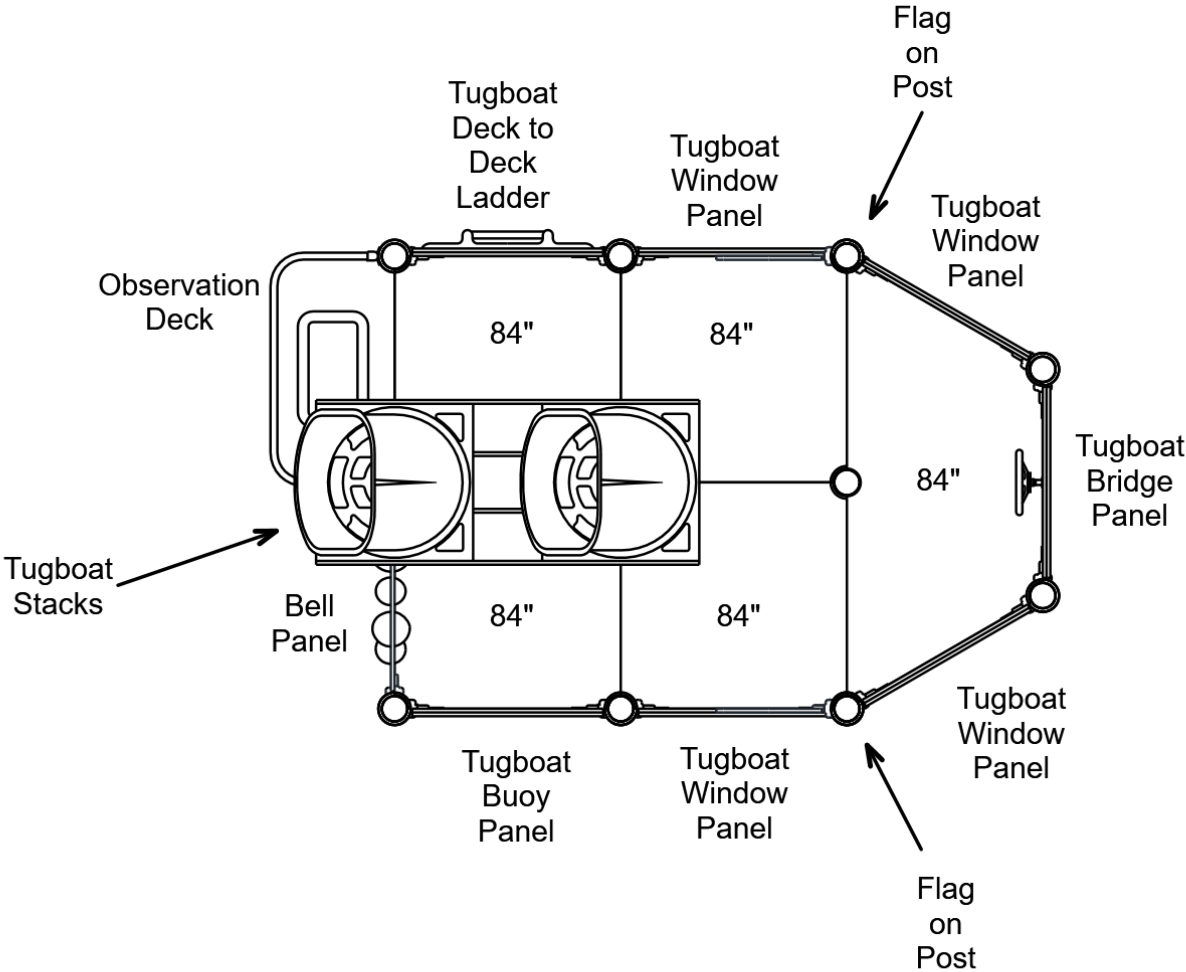
R5

FOR KIDS
AGES
5-12

GENERAL NOTES

This conceptual plan is based on information provided prior to construction. Detailed site information, including the following, should be obtained, evaluated, and utilized in the final project design. Exact site dimensions, topography, existing utilities, soil conditions and drainage solutions.

WARNING: Accessible safety surfacing material is required beneath and around this equipment that has a critical height value (Fall Height) appropriate for the highest accessible part of this equipment. Refer to the CPSC'S Handbook For Public Playground Safety, Section 4: Surfacing.



STRUCTURE # R50PC9620
PROJECT # R50PC9620
DATE 1/21/2026

Playcraft Direct, Inc.
MIN. USE ZONE 44' x 40' (13.154m x 12.116m)



R50PC9620 - TUG BOAT

SITE PLAN

ADA ACCESSIBILITY GUIDELINES - ADAAG CONFORMANCE

ELEVATED	ACCESSIBLE	RAMP ACCESSIBLE	GROUND	TYPES
19	13/10	0/0	0/6	0/3

R5

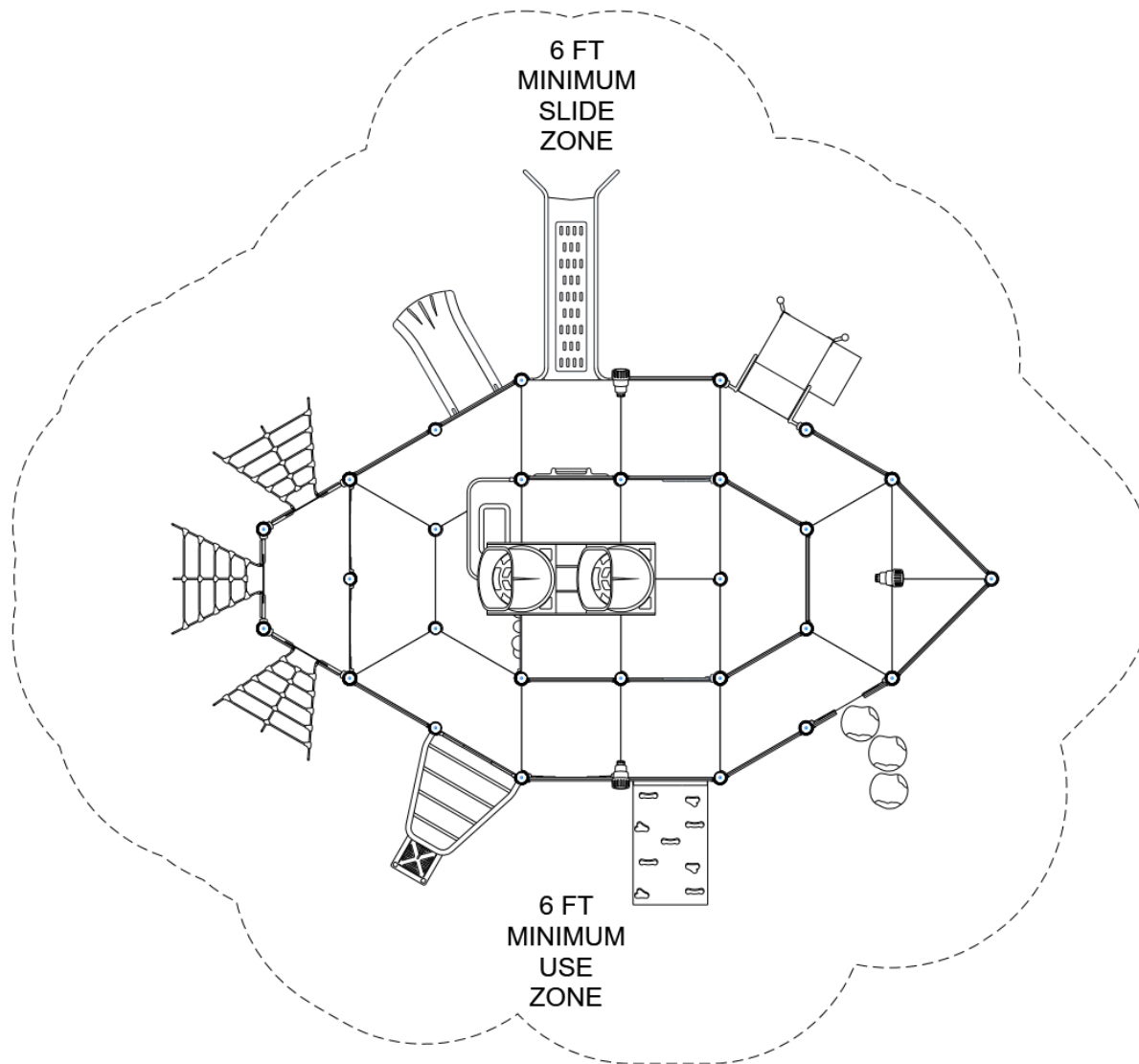
FOR KIDS
AGES
5-12

GENERAL NOTES

This Preliminary Site Plan is based on measurements that were provided in the initial planning phase. All dimensions must be verified prior to the submission of a purchase order. Playcraft Systems will not be held responsible for any discrepancies between actual dimensions and dimensions submitted in the planning phase.

The Minimum Use Zone for a play structure is based on the product design at the time of proposal. Components and structure designs may be subject to change which may affect dimensions. Therefore, before preparing the site, we strongly recommend obtaining final drawings from the factory (available after the order is placed and included in the Assembly Manual).

WARNING: Accessible safety surfacing material is required beneath and around this equipment that has a critical height value (Fall Height) appropriate for the highest accessible part of this equipment. Refer to the CPSC'S Handbook For Public Playground Safety, Section 4: Surfacing.



PROJECT #
DATE

R50PC9620
1/21/2026

Playcraft Direct, Inc.

MIN. USE ZONE 44' x 40' (13.153m x 12.116m)

R50PC9620 - TUG BOAT
SW VIEW

R5

FOR KIDS
AGES
5-12



STRUCTURE # R50PC9620
PROJECT # R50PC9620
DATE 1/21/2026

R50PC9620 - TUG BOAT
NE VIEW

R5

FOR KIDS
AGES
5-12



STRUCTURE # R50PC9620
PROJECT # R50PC9620
DATE 1/21/2026

R50PC9620 - TUG BOAT

Project # R50PC9620

Date 1/21/2026

Item / Part Number	Description	Qty
[R50PC9620]		
HS-1004-R	Collars	124
12-12-0012	Crab Box Climber	1
GF-7001	Flat Cap, R5	6
GF-7002	Dome Cap, R5	26
S-1006-R5F-9-024-063	Post, 6ft, 24in (63in)	2
S-1009-R5-09ft	Post, 09ft R5	11
S-1010-R5-10ft	Post, 10ft R5	1
S-1011-R5-11ft	Post, 11ft R5	7
S-1011-R5F-9-084-123	Post, 11ft, 84in (123in)	1
S-1015-R5-15ft	Post, 15ft R5	6
S-1018-R5-18ft	Post, 18ft R5	2
S-1021-R5-21ft	Post, 21ft R5	2
S-1101-R5	Square Deck	12
S-1103-R5	Hex Deck, Half (5 Post)	10
S-1105-R5	Half Deck	2
S-1109-LRG-R5-OB	Observation Deck	1
S-1209-12-R5	Transfer Station, 24in-L	1
S-1211-NOWALL-24R5	Filler, Step 24in (No Walls)	2
S-1216-1647-R5HW	Grip Climber	1
S-1242-1647-R5APL	Tugboat Deck to Deck Ladder (60in Rise)	1
S-12461-4	Climber, Cargo Net 42-48in	3
S-1309-2-R5	Half Walls (Pair) R5	4
S-1644-R5	Gear Panel	1
S-1646-R	Ship Filler (Aft)	1
S-1646-RCE-P	Ship Filler (Port, Curved)	1
S-1646-RCE-S	Ship Filler (Starboard, Curved)	1
S-1647-R5BOW	Bow Panel	1
S-1647-R5BRG	Bridge Panel	1
S-1647-R5BUY	Buoy Panel	1
S-1647-R5FND	Fender Panel	4
S-1647-R5HW	Half Walls (Pair)	3
S-1647-R5STK	Roto Stacks	1
S-1647-R5VS2	Vertical Step Filler	3
S-1647-R5WIN	Window Panel	4
S-1663-R5	Panel Pal, Maze	1
S-1679-R5	Bell Panel	1

R50PC9620 - TUG BOAT

Item / Part Number	Description	Qty
S-1701-2R5V2-1647-R5SW	Poly Wave Slide	1
S-1820-R5	Flag - Wavy	2
S-1831-R5	Telescope (Post Mounted)	3
S-1941-R5	Boogie Board	1
S-1961-2	Climber, Step-Up 24in (Rock)	1
S-1962-R5	Playseat	2