

R50C46B5A
TOP VIEW - 0

ADA ACCESSIBILITY GUIDELINES - ADAAG CONFORMANCE

ELEVATED	ACCESSIBLE	RAMP ACCESSIBLE	GROUND	TYPES
8	5/4	0/0	3/3	3/3
CHILD CAPACITY	55	MAX FALL HEIGHT	156	

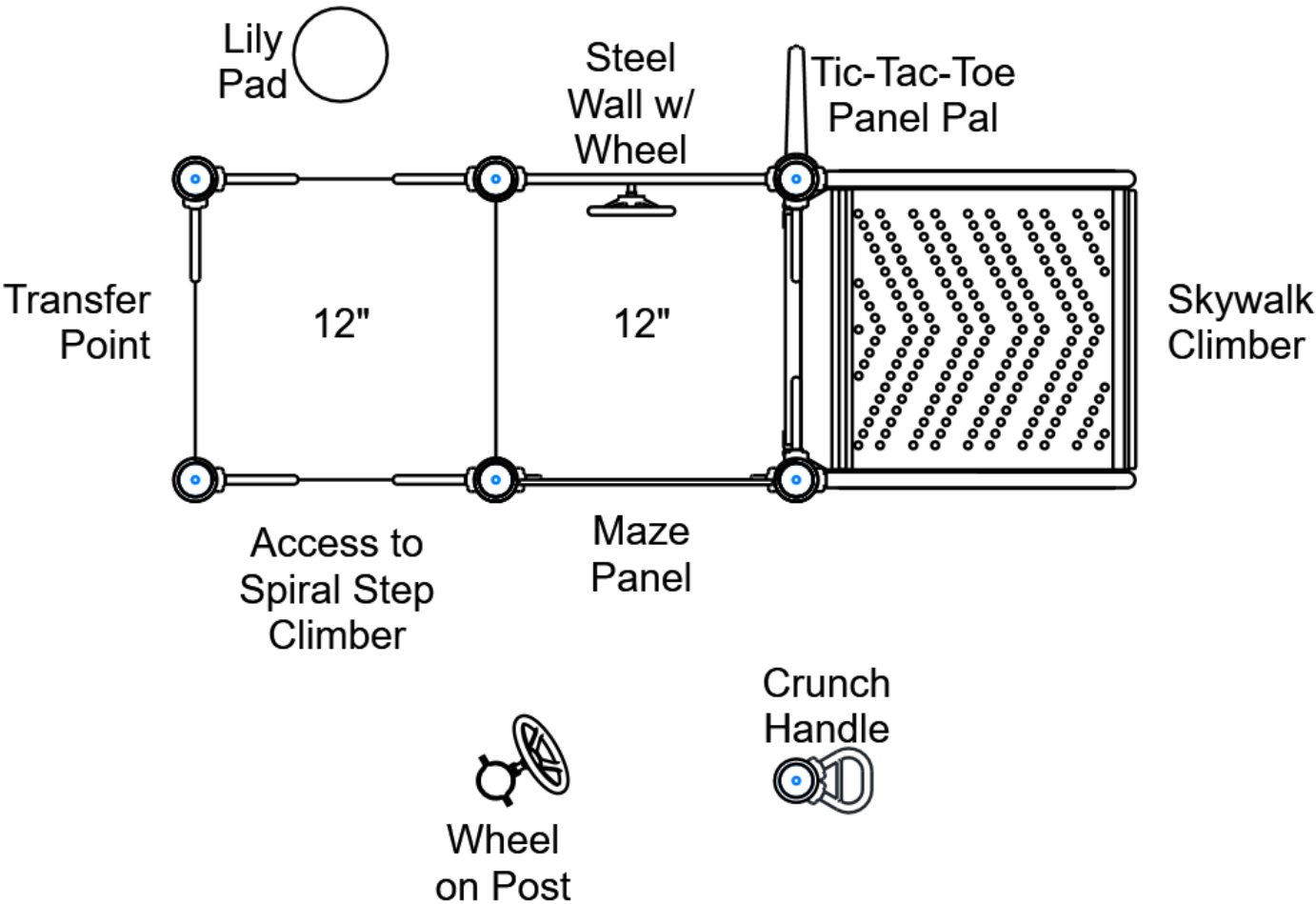
R5

FOR KIDS
AGES
5-12

GENERAL NOTES

This conceptual plan is based on information provided prior to construction. Detailed site information, including the following, should be obtained, evaluated, and utilized in the final project design. Exact site dimensions, topography, existing utilities, soil conditions and drainage solutions.

WARNING: Accessible safety surfacing material is required beneath and around this equipment that has a critical height value (Fall Height) appropriate for the highest accessible part of this equipment. Refer to the CPSC'S Handbook For Public Playground Safety, Section 4: Surfacing.



STRUCTURE # R50C46B5A
PROJECT # R50C46B5A
DATE 1/20/2026

Playcraft Direct, Inc.
MIN. USE ZONE 25' x 46' (7.383m x 13.857m)



R50C46B5A
TOP VIEW - 1

ADA ACCESSIBILITY GUIDELINES - ADAAG CONFORMANCE

ELEVATED	ACCESSIBLE	RAMP ACCESSIBLE	GROUND	TYPES
8	5/4	0/0	3/3	3/3
CHILD CAPACITY	55	MAX FALL HEIGHT	156	

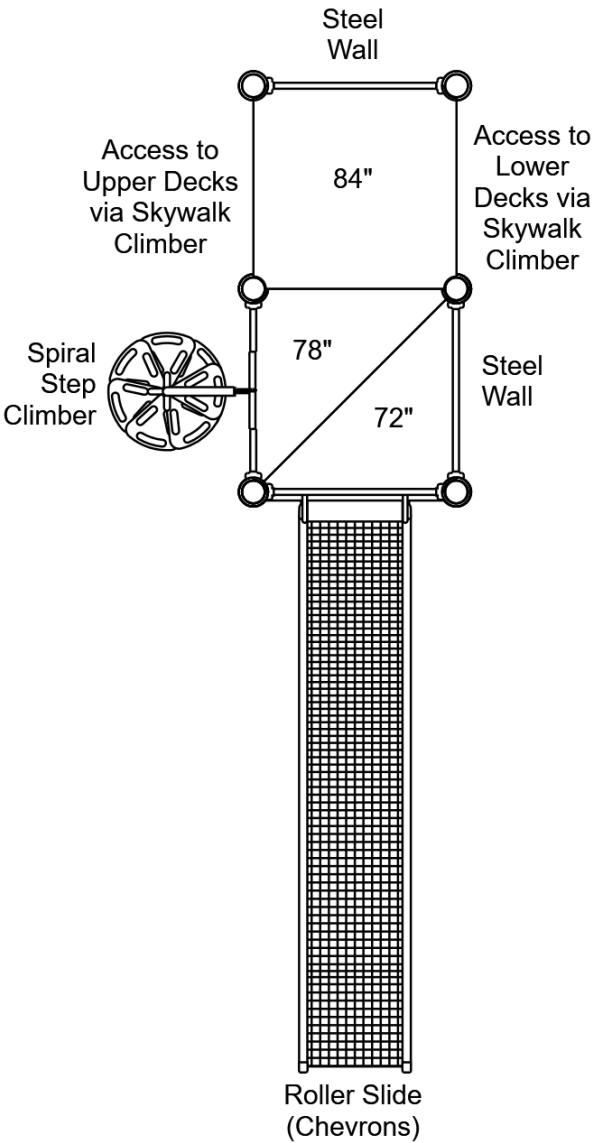
R5

FOR KIDS
AGES
5-12

GENERAL NOTES

This conceptual plan is based on information provided prior to construction. Detailed site information, including the following, should be obtained, evaluated, and utilized in the final project design. Exact site dimensions, topography, existing utilities, soil conditions and drainage solutions.

WARNING: Accessible safety surfacing material is required beneath and around this equipment that has a critical height value (Fall Height) appropriate for the highest accessible part of this equipment. Refer to the CPSC'S Handbook For Public Playground Safety, Section 4: Surfacing.



STRUCTURE # R50C46B5A
PROJECT # R50C46B5A
DATE 1/20/2026

Playcraft Direct, Inc.
MIN. USE ZONE 25' x 46' (7.383m x 13.857m)



R50C46B5A
TOP VIEW - 2

ADA ACCESSIBILITY GUIDELINES - ADAAG CONFORMANCE

ELEVATED	ACCESSIBLE	RAMP ACCESSIBLE	GROUND	TYPES
8	5/4	0/0	3/3	3/3
CHILD CAPACITY	55	MAX FALL HEIGHT	156	

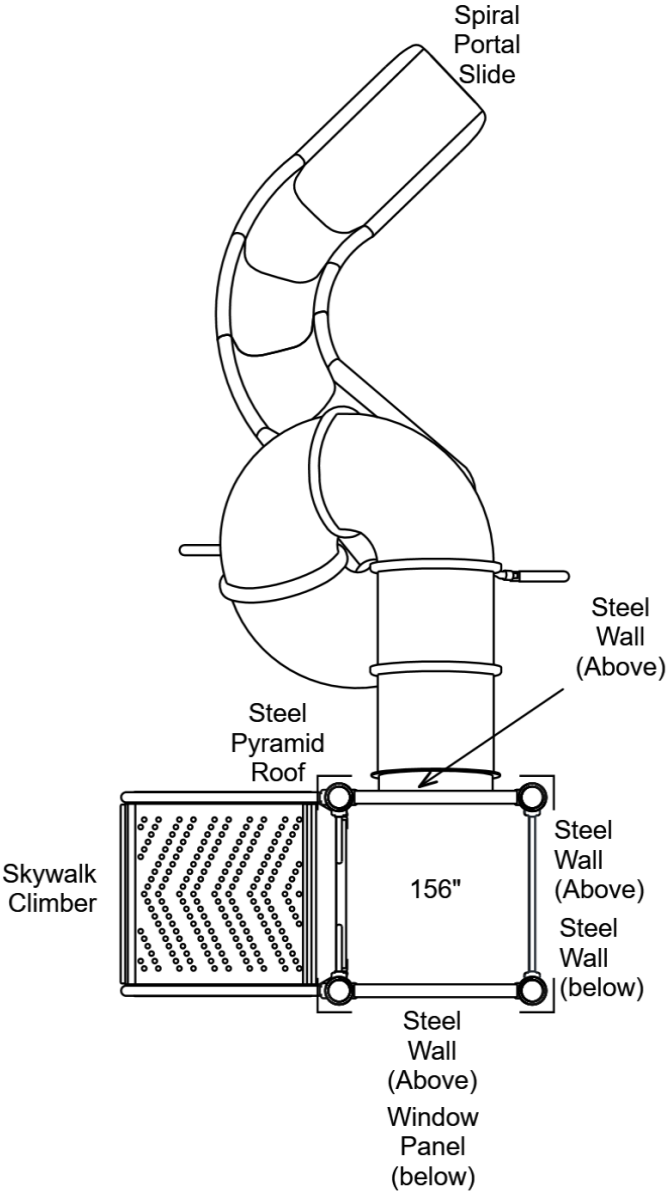
R5

FOR KIDS
AGES
5-12

GENERAL NOTES

This conceptual plan is based on information provided prior to construction. Detailed site information, including the following, should be obtained, evaluated, and utilized in the final project design. Exact site dimensions, topography, existing utilities, soil conditions and drainage solutions.

WARNING: Accessible safety surfacing material is required beneath and around this equipment that has a critical height value (Fall Height) appropriate for the highest accessible part of this equipment. Refer to the CPSC'S Handbook For Public Playground Safety, Section 4: Surfacing.



STRUCTURE # R50C46B5A
PROJECT # R50C46B5A
DATE 1/20/2026

Playcraft Direct, Inc.
MIN. USE ZONE 25' x 46' (7.383m x 13.857m)



R50C46B5A
SITE PLAN

ADA ACCESSIBILITY GUIDELINES - ADAAG CONFORMANCE

ELEVATED	ACCESSIBLE	RAMP ACCESSIBLE	GROUND	TYPES
8	2/4	0/0	4/3	3/3

R5

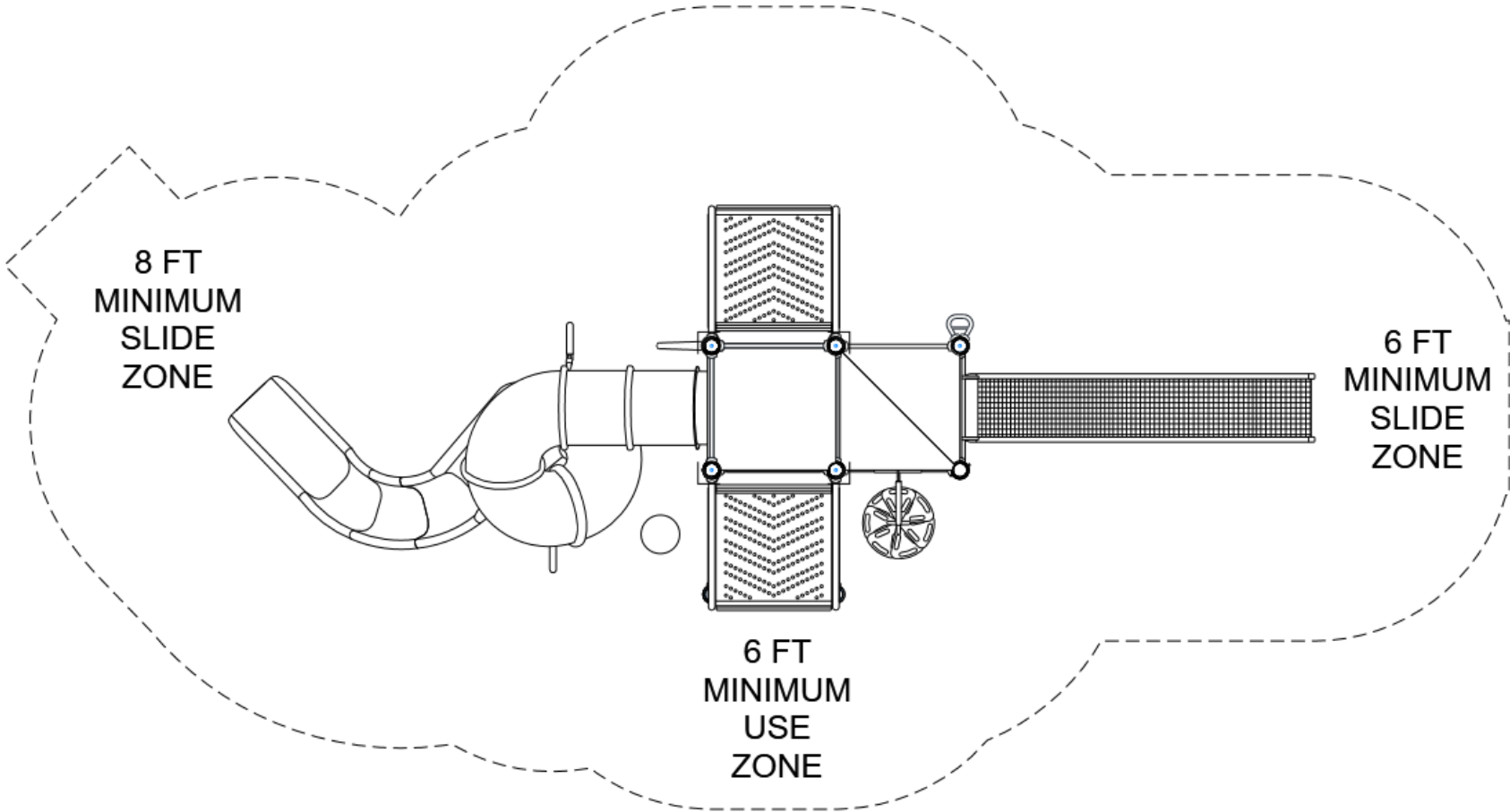
FOR KIDS
AGES
5-12

GENERAL NOTES

This Preliminary Site Plan is based on measurements that were provided in the initial planning phase. All dimensions must be verified prior to the submission of a purchase order. Playcraft Systems will not be held responsible for any discrepancies between actual dimensions and dimensions submitted in the planning phase.

The Minimum Use Zone for a play structure is based on the product design at the time of proposal. Components and structure designs may be subject to change which may affect dimensions. Therefore, before preparing the site, we strongly recommend obtaining final drawings from the factory (available after the order is placed and included in the Assembly Manual).

WARNING: Accessible safety surfacing material is required beneath and around this equipment that has a critical height value (Fall Height) appropriate for the highest accessible part of this equipment. Refer to the CPSC'S Handbook For Public Playground Safety, Section 4: Surfacing.



PROJECT # R50C46B5A
DATE 1/20/2026

Playcraft Direct, Inc.
MIN. USE ZONE 46' x 25' (13.857m x 7.383m)



R50C46B5A
SW VIEW

R5

FOR KIDS
AGES
5-12




STRUCTURE # R50C46B5A
PROJECT # R50C46B5A
DATE 1/20/2026

R50C46B5A
NE VIEW

R5

FOR KIDS
AGES
5-12



STRUCTURE # R50C46B5A
PROJECT # R50C46B5A
DATE 1/20/2026

R50C46B5A
Project # R50C46B5A

Date 1/20/2026

Item / Part Number	Description	Qty
[R50C46B5A]		
HS-1004-R	Collars	64
GF-7002	Dome Cap, R5	4
S-1008-R5-08ft	Post, 08ft R5	2
S-1013-R5-13ft	Post, 13ft R5	1
S-1014-R5-14ft	Post, 14ft R5	1
S-1023-R5-23ft	Post, 23ft R5	4
S-1101-R5	Square Deck	4
S-1105-R5	Half Deck	2
S-1234-7R	Climber, Spiral Step 78-84in	1
S-1301-64R5	Wall, Steel (64in, Behind Ladder)	1
S-1301-R5	Wall, Steel 36in (Standard)	2
S-1301-R5-MT	Wall w/ Wheel	1
S-1301-RSP-3475R5	Steel Wall (Above Wall, Double Bar)	1
S-1301-RSSP-3175R5	Steel Wall (Above Panel, Double Bar)	2
S-1309-2-R5	Half Walls (Pair) R5	4
S-1309-R5	Transfer Point (Half Wall - Left)	1
S-1310-R5	Transition Wall	1
S-1414	Lily Pad Seat	1
S-1537-D-R5	Climber, Skywalk (w/ DTD Connections)	1
S-1537-F-R5	Climber, Skywalk (w/ Upper Roof wall)	1
S-1607-R5	Maze Panel	1
S-1617-R5	Window Panel	1
S-1664-R5	Panel Pal, Tic-Tac-Toe	1
S-1709-13SP-RRR	Slide, Portal 156in (Spiral, Left)	1
S-1719-6CHV	Roller Slide, 72in (Chevrons)	1
S-1807-R5STL	Metal Roof, Pyramid	1
S-1812-R5	Driver Wheel (Post Mounted)	1
S-1937-R5	Crunch Handle	1