

R509EB8EA
TOP VIEW

ADA ACCESSIBILITY GUIDELINES - ADAAG CONFORMANCE

ELEVATED	ACCESSIBLE	RAMP ACCESSIBLE	GROUND	TYPES
7	7/4	0/0	2/2	2/2
CHILD CAPACITY	56	MAX FALL HEIGHT	72	

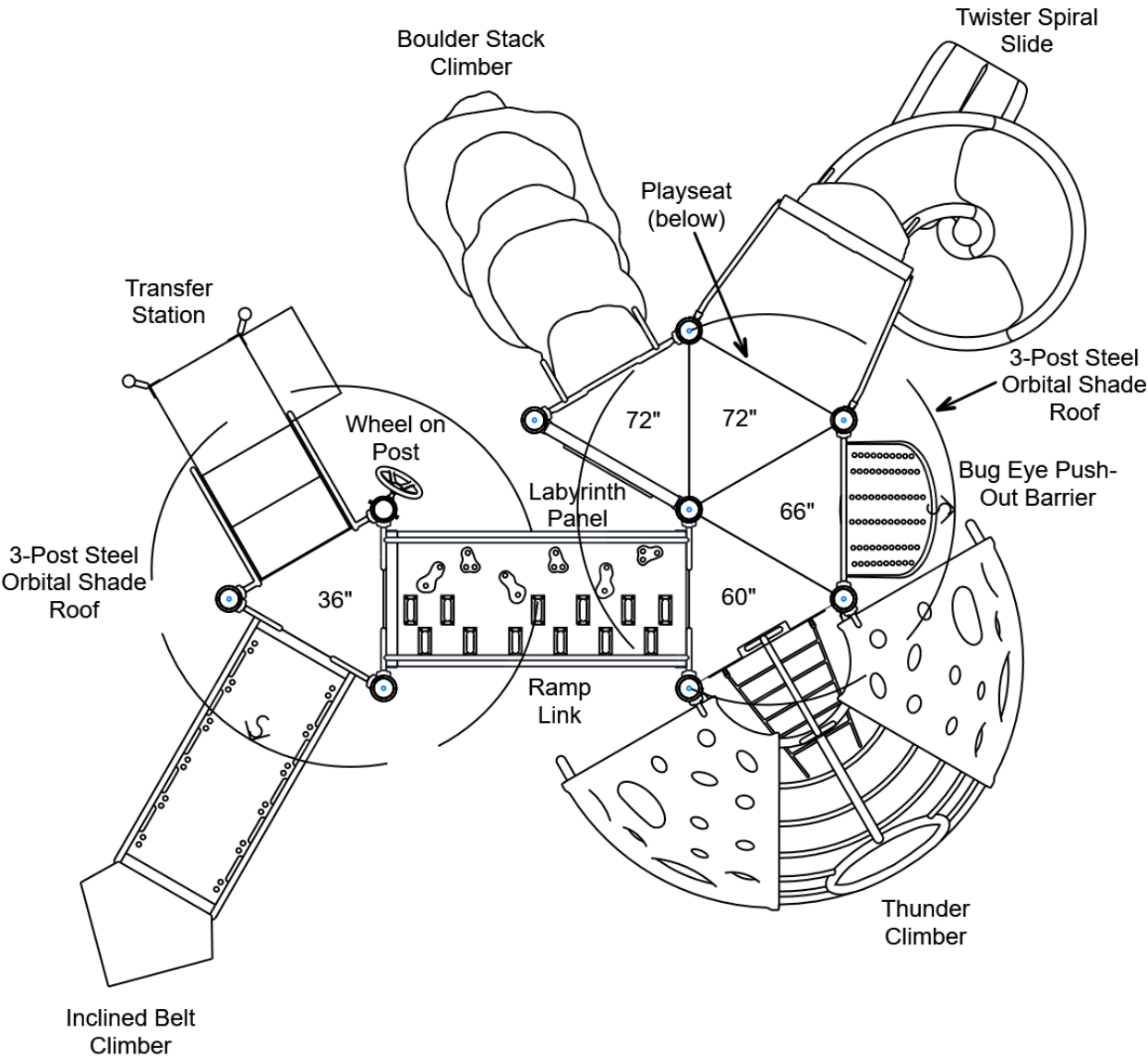
R5

FOR KIDS
AGES
5-12

GENERAL NOTES

This conceptual plan is based on information provided prior to construction. Detailed site information, including the following, should be obtained, evaluated, and utilized in the final project design. Exact site dimensions, topography, existing utilities, soil conditions and drainage solutions.

WARNING: Accessible safety surfacing material is required beneath and around this equipment that has a critical height value (Fall Height) appropriate for the highest accessible part of this equipment. Refer to the CPSC'S Handbook For Public Playground Safety, Section 4: Surfacing.



STRUCTURE # R509EB8EA
PROJECT # R509EB8EA
DATE 5/25/2023

Playcraft Direct, Inc.
MIN. USE ZONE 34' x 32' (10.09m x 9.715m)



R509EB8EA
SITE PLAN

ADA ACCESSIBILITY GUIDELINES - ADAAG CONFORMANCE

ELEVATED	ACCESSIBLE	RAMP ACCESSIBLE	GROUND	TYPES
7	7/4	0/0	2/2	2/2

R5

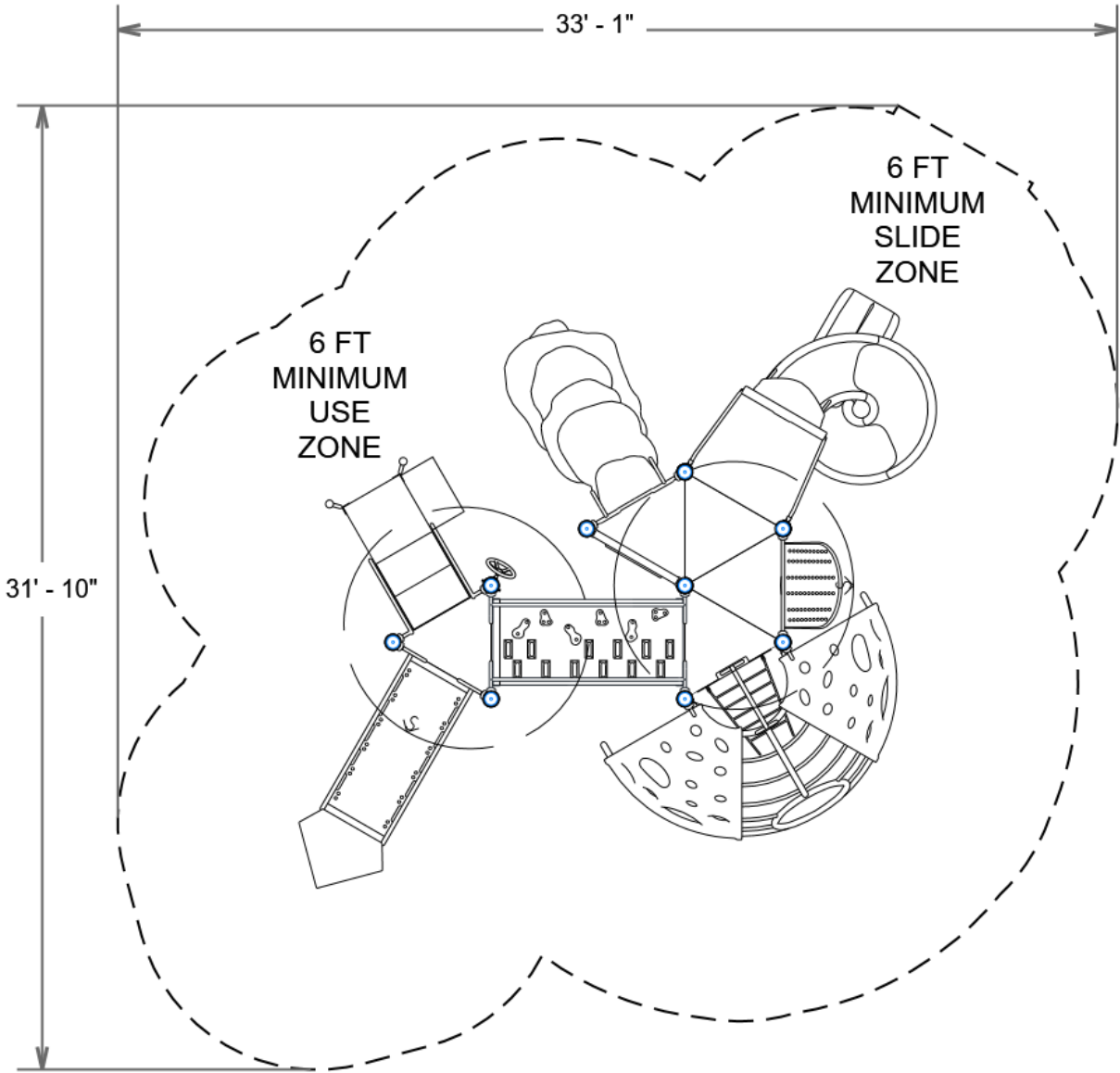
FOR KIDS
AGES
5-12

GENERAL NOTES

This Preliminary Site Plan is based on measurements that were provided in the initial planning phase. All dimensions must be verified prior to the submission of a purchase order. Playcraft Systems will not be held responsible for any discrepancies between actual dimensions and dimensions submitted in the planning phase.

The Minimum Use Zone for a play structure is based on the product design at the time of proposal. Components and structure designs may be subject to change which may affect dimensions. Therefore, before preparing the site, we strongly recommend obtaining final drawings from the factory (available after the order is placed and included in the Assembly Manual).

WARNING: Accessible safety surfacing material is required beneath and around this equipment that has a critical height value (Fall Height) appropriate for the highest accessible part of this equipment. Refer to the CPSC'S Handbook For Public Playground Safety, Section 4: Surfacing.



R509EB8EA
SW VIEW

R5

FOR KIDS
AGES
5-12

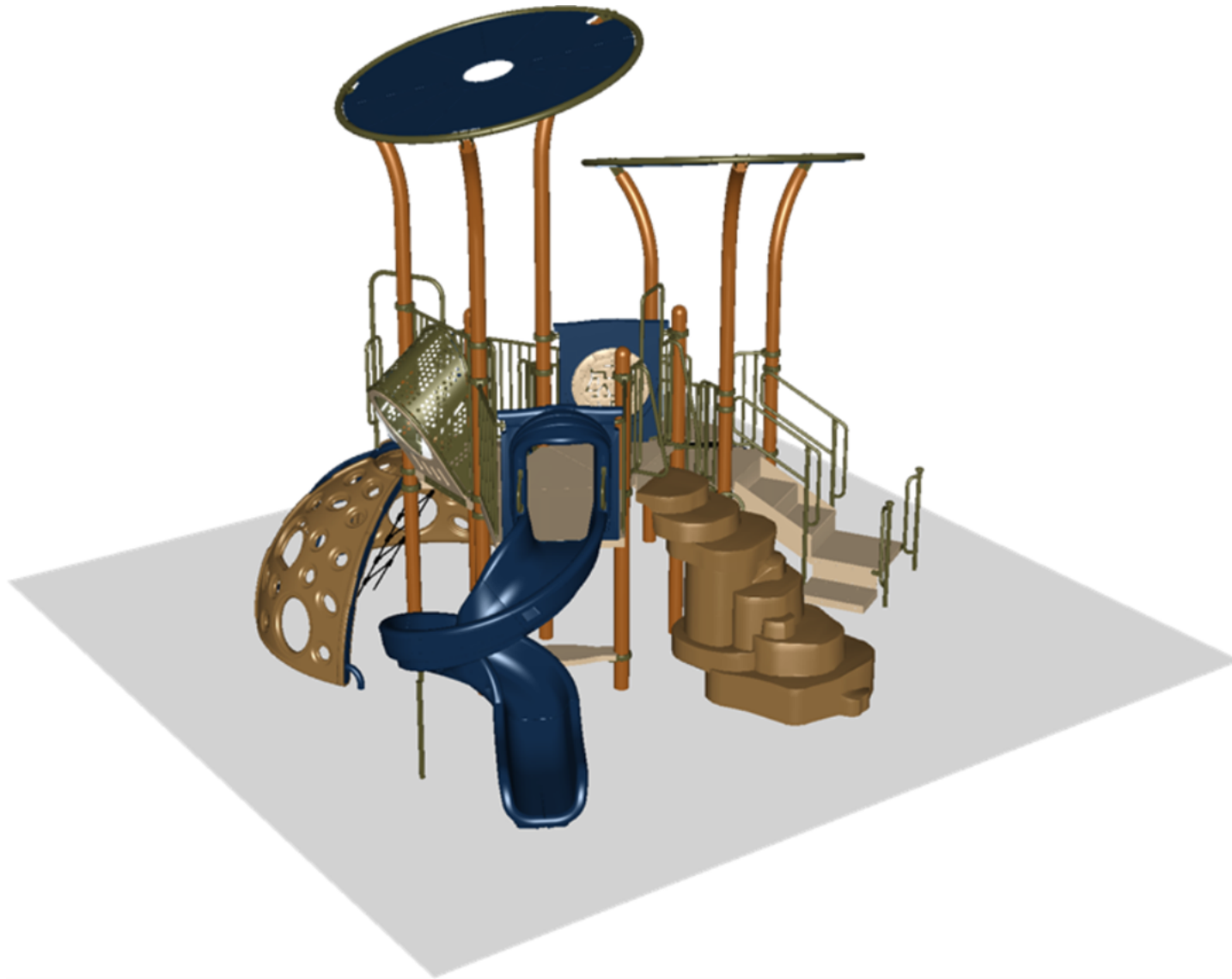


STRUCTURE # R509EB8EA
PROJECT # R509EB8EA
DATE 5/25/2023

R509EB8EA
NE VIEW

R5

FOR KIDS
AGES
5-12



STRUCTURE # R509EB8EA
PROJECT # R509EB8EA
DATE 5/25/2023

R509EB8EA
Project # R509EB8EA

Date 5/25/2023

Item / Part Number	Description	Qty
[R509EB8EA]		
HS-1004-R	Collars	33
GF-7002	Dome Cap, R5	3
S-1010-R5-10ft	Post, 10ft R5	3
S-1012-R5-12ft	Post, 12ft R5	1
S-1013-R5-13ft	Post, 13ft R5	2
S-1014-R5-14ft	Post, 14ft R5	3
S-1102-R5	Tri-Deck	5
S-12091-3	Climber, Inc. Belt 36in (Dual Access)	1
S-1209-24-R5	Transfer Station, 36in-L	1
S-12401-R5	Climber, Thunder	1
S-1290-D2-D3-R5F	Climber, Boulder Stack 72in (w/Filler)	1
S-1309-2-R5	Half Walls (Pair) R5	1
S-1362-16132-R5	Push-Out Barrier (Bug Eye)	1
S-1525-R5	Link, Ramp (Inclined 24in)	1
S-1634-R5	Labyrinth Panel	1
S-1706-S6R-R5	Slide, Twister Spiral 72in (R)	1
S-18030-S-3	Metal Roof, Orbital Shade (3-Post)	2
S-1812-R5	Driver Wheel (Post Mounted)	1
S-1962-R5	Playseat	1