

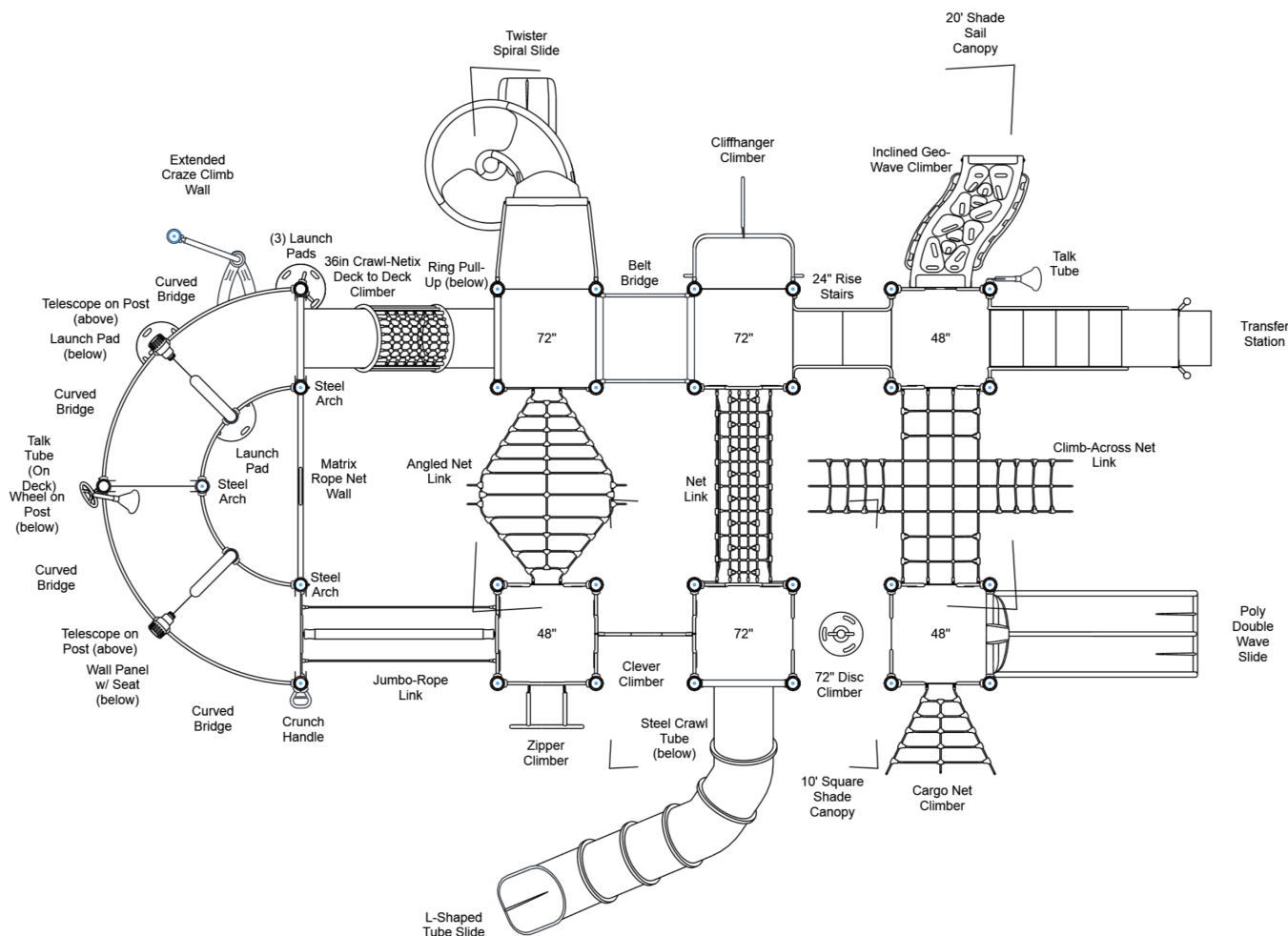
TOP VIEW

ELEVATED	ACCESSIBLE	RAMP ACCESSIBLE	GROUND	TYPES
18	11/9	0/0	8/6	3/3
CHILD CAPACITY	176	MAX FALL HEIGHT	108	

FOR KIDS
AGES
5-12

This conceptual plan is based on information provided prior to construction. Detailed site information, including the following, should be obtained, evaluated, and utilized in the final project design. Exact site dimensions, topography, existing utilities, soil conditions and drainage solutions.

WARNING: Accessible safety surfacing material is required beneath and around this equipment that has a critical height value (Fall Height) appropriate for the highest accessible part of this equipment. Refer to the CPSC'S Handbook For Public Playground Safety, Section 4: Surfacing.

**Playcraft Direct, Inc.**

MIN. USE ZONE 55' x 45' (16.529m x 13.589m)



R5099039A
SITE PLAN

ADA ACCESSIBILITY GUIDELINES - ADAAG CONFORMANCE

ELEVATED	ACCESSIBLE	RAMP ACCESSIBLE	GROUND	TYPES
18	11/9	0/0	8/6	3/3

R5

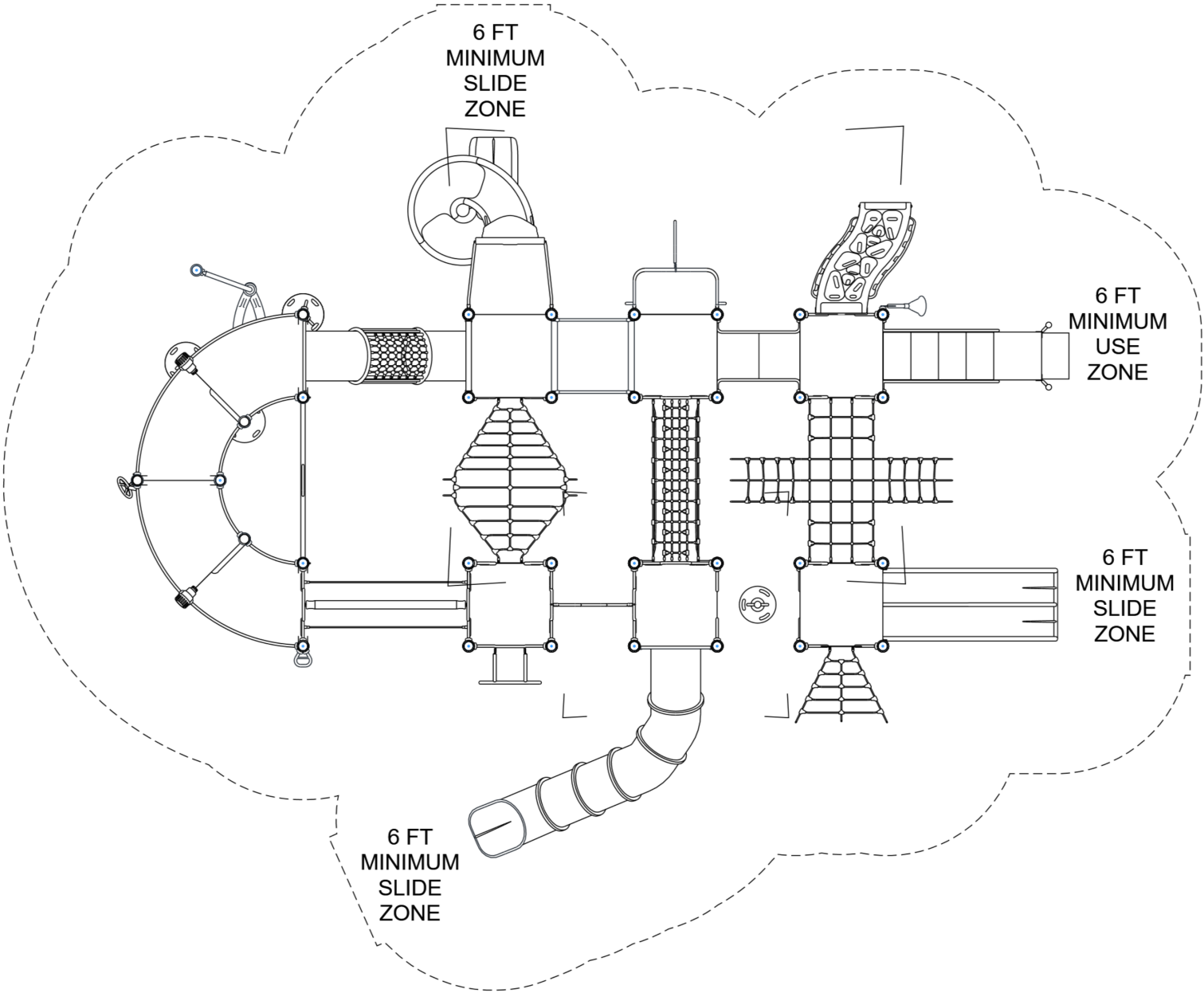
FOR KIDS
AGES
5-12

GENERAL NOTES

This Preliminary Site Plan is based on measurements that were provided in the initial planning phase. All dimensions must be verified prior to the submission of a purchase order. Playcraft Systems will not be held responsible for any discrepancies between actual dimensions and dimensions submitted in the planning phase.

The Minimum Use Zone for a play structure is based on the product design at the time of proposal. Components and structure designs may be subject to change which may affect dimensions. Therefore, before preparing the site, we strongly recommend obtaining final drawings from the factory (available after the order is placed and included in the Assembly Manual).

WARNING: Accessible safety surfacing material is required beneath and around this equipment that has a critical height value (Fall Height) appropriate for the highest accessible part of this equipment. Refer to the CPSC'S Handbook For Public Playground Safety, Section 4: Surfacing.



PROJECT # R5099039A
DATE 12/2/2024

Playcraft Direct, Inc.
MIN. USE ZONE 55' x 45' (16.51m x 13.614m)



R5099039A
SW VIEW

R5

FOR KIDS
AGES
5-12




STRUCTURE # R5099039A
PROJECT # R5099039A
DATE 12/2/2024

R5099039A
NE VIEW

R5

FOR KIDS
AGES
5-12



STRUCTURE # R5099039A
PROJECT # R5099039A
DATE 12/2/2024

R5099039A
Project # R5099039A

Date 12/2/2024

Item / Part Number	Description	Qty
[R5099039A]		
HS-1004-R	Collars	122
GF-7002	Dome Cap, R5	17
S-1011-R5-11ft	Post, 11ft R5	11
S-1012-R5-12ft	Post, 12ft R5	2
S-1013-R5-13ft	Post, 13ft R5	6
S-1014-R5-14ft	Post, 14ft R5	2
S-1016-R5-16ft	Post, 16ft R5	2
S-1017-R5-17ft	Post, 17ft R5	6
S-1019-R5-19ft	Post, 19ft R5	2
S-1023-R5-23ft	Post, 23ft R5	4
S-1101-R5	Square Deck	6
S-1110-R	Filler, 12in	1
S-1206-24R45	ADA Stairs, 24in Rise w/ Walls	1
S-1209-36-R5	Transfer Station, 48in-C	1
S-1211-R	Filler, Step - 24in, R5	2
S-1227-4R5	Climber, Zipper 42-48in	1
S-1231-45x24R5	Climber, Clever 6-72in (45in, 24in Rise)	1
S-1233-6-HW	Climber, Disc 66-72in (w/ HW)	1
S-12461-4	Climber, Cargo Net 42-48in	1
S-1249-DGH	Climber, Inc. Geo-Wave 42-48in (H, DTG, R)	1
S-1283-R5	Climber, Matrix Rope Net Wall	1
S-1289-6R5	Climber, Cliffhanger 66-72in	1
S-1295-R5	Craze Handle R5	1
S-1297-EXT	Climber, Craze Wall (Right, Extended)	1
S-1306-R5	Double Slide SitDown Hood	1
S-1309-2-R5	Half Walls (Pair) R5	4
S-1313-R5	Handle	3
S-1333-R5G	Wall Seat Panel	1
S-1500-STL-R5G	Crawl Tube, Steel (G)	1
S-1504-R5	Bridge, Belt (45in)	1
S-15110-R5	Link, Jumbo-Rope (90in)	1
S-1511-R5	Bridge, Curved	4
S-1521-90R5	Link, Net (90in)	1
S-1526-R5	Link, Climb-Across Net (90in)	1
S-1528-R5	Link, Angled Net (90in)	1
S-1535-3DTD-V2	Climber, Crawl-Netix 36in (DTD, 36)	1

Item / Part Number	Description	Qty
S-1702-4R5	Slide, Wave 48in (Double)	1
S-1706-S6L-R5	Slide, Twister Spiral 72in (L)	1
S-1707-6LR5	Slide, Tube 72in (L-Shaped, Right)	1
S-18021-10R5	Shade Canopy, 10ft Square	1
S-18027-R520	Shade Sail Canopy, 20ft	1
S-1804-STL	Steel Arch	3
S-1812-R5	Driver Wheel (Post Mounted)	1
S-1831-R5	Telescope (Post Mounted)	2
S-1850-R5	Arc Extension Topper	2
S-1910-72R5I	Talk Tube 66-72in (On Deck, Right)	1
S-1910-R5	Talk Tube (Post Mounted, Left)	1
S-1936-R5	Ring Pull-Up	1
S-1937-R5	Crunch Handle	1
S-21263-R5	Launch Pad R5	6