

R508AF89A
TOP VIEW

ADA ACCESSIBILITY GUIDELINES - ADAAG CONFORMANCE

ELEVATED	ACCESSIBLE	RAMP ACCESSIBLE	GROUND	TYPES
0	0/0	0/0	16/0	5/0
CHILD CAPACITY	23	MAX FALL HEIGHT	60	

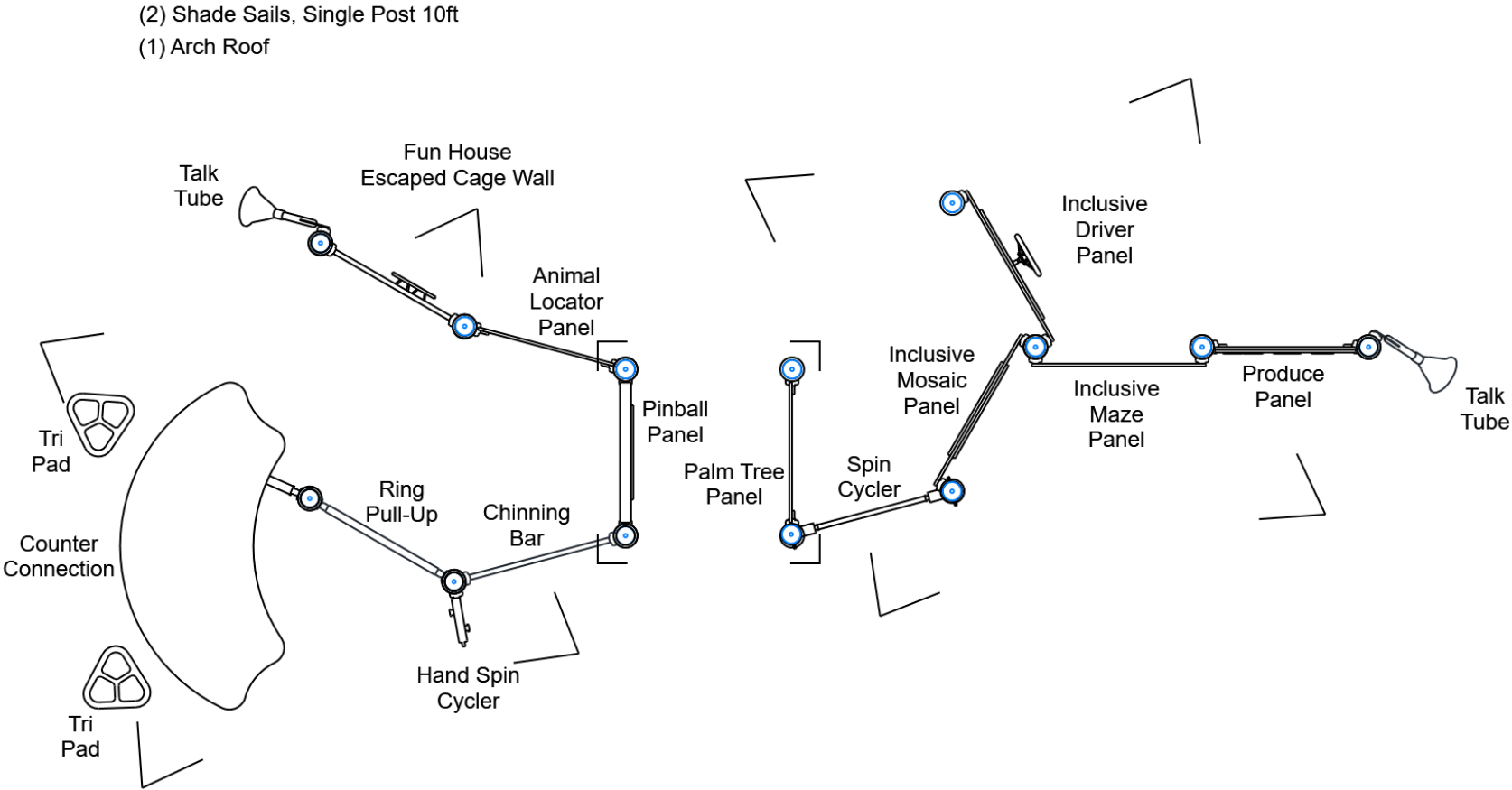
R5

FOR KIDS
AGES
2-12

GENERAL NOTES

This conceptual plan is based on information provided prior to construction. Detailed site information, including the following, should be obtained, evaluated, and utilized in the final project design. Exact site dimensions, topography, existing utilities, soil conditions and drainage solutions.

WARNING: Accessible safety surfacing material is required beneath and around this equipment that has a critical height value (Fall Height) appropriate for the highest accessible part of this equipment. Refer to the CPSC'S Handbook For Public Playground Safety, Section 4: Surfacing.



STRUCTURE # R508AF89A
PROJECT # R508AF89A
DATE 8/14/2024

Playcraft Direct, Inc.
MIN. USE ZONE 25' x 20' (7.384m x 5.905m)



R508AF89A
SITE PLAN

ADA ACCESSIBILITY GUIDELINES - ADAAG CONFORMANCE

ELEVATED	ACCESSIBLE	RAMP ACCESSIBLE	GROUND	TYPES
0	0/0	0/0	16/0	5/0

R5

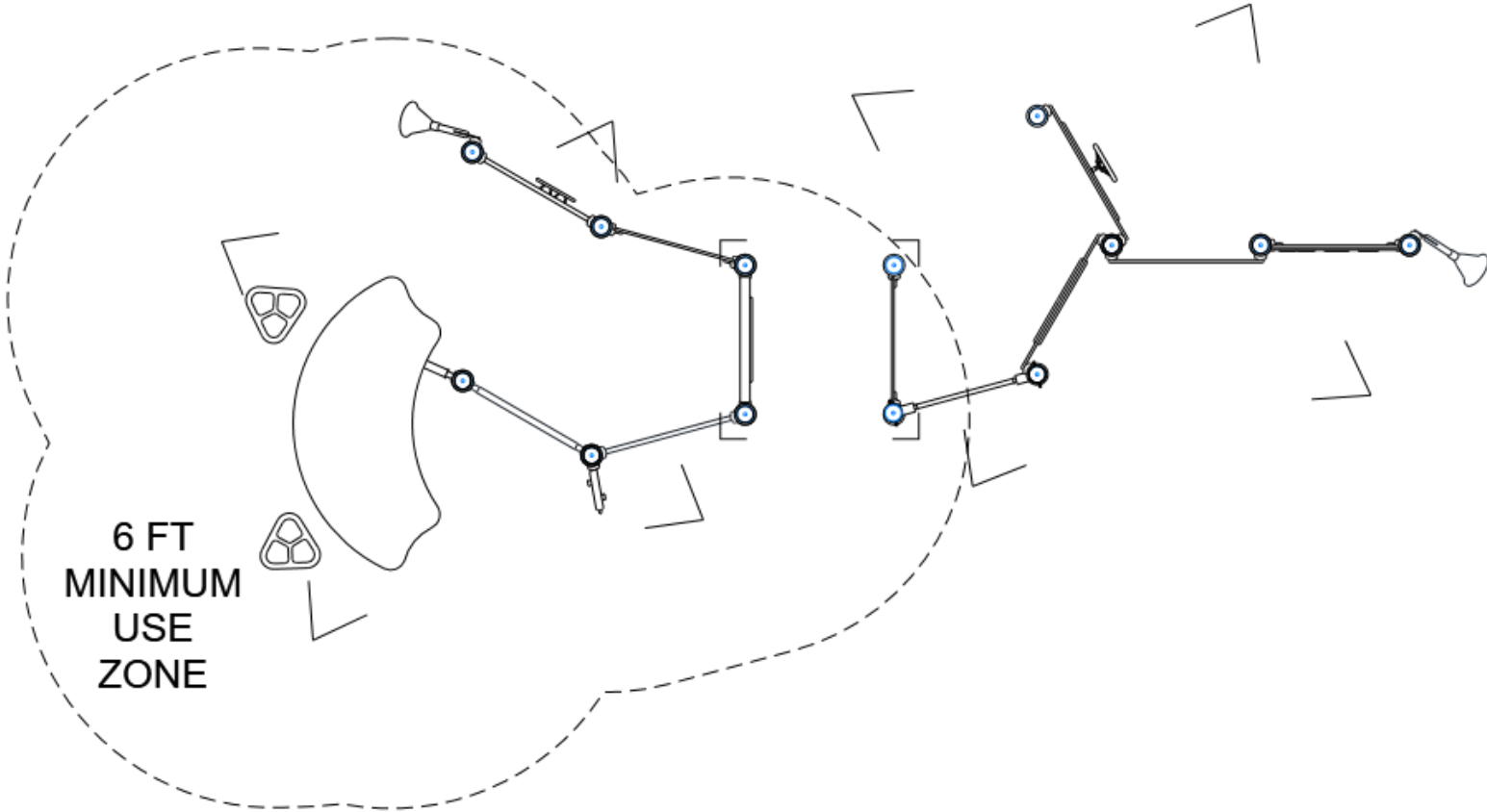
FOR KIDS
AGES
2-12

GENERAL NOTES

This Preliminary Site Plan is based on measurements that were provided in the initial planning phase. All dimensions must be verified prior to the submission of a purchase order. Playcraft Systems will not be held responsible for any discrepancies between actual dimensions and dimensions submitted in the planning phase.

The Minimum Use Zone for a play structure is based on the product design at the time of proposal. Components and structure designs may be subject to change which may affect dimensions. Therefore, before preparing the site, we strongly recommend obtaining final drawings from the factory (available after the order is placed and included in the Assembly Manual).

WARNING: Accessible safety surfacing material is required beneath and around this equipment that has a critical height value (Fall Height) appropriate for the highest accessible part of this equipment. Refer to the CPSC'S Handbook For Public Playground Safety, Section 4: Surfacing.



PROJECT # R508AF89A
DATE 8/14/2024

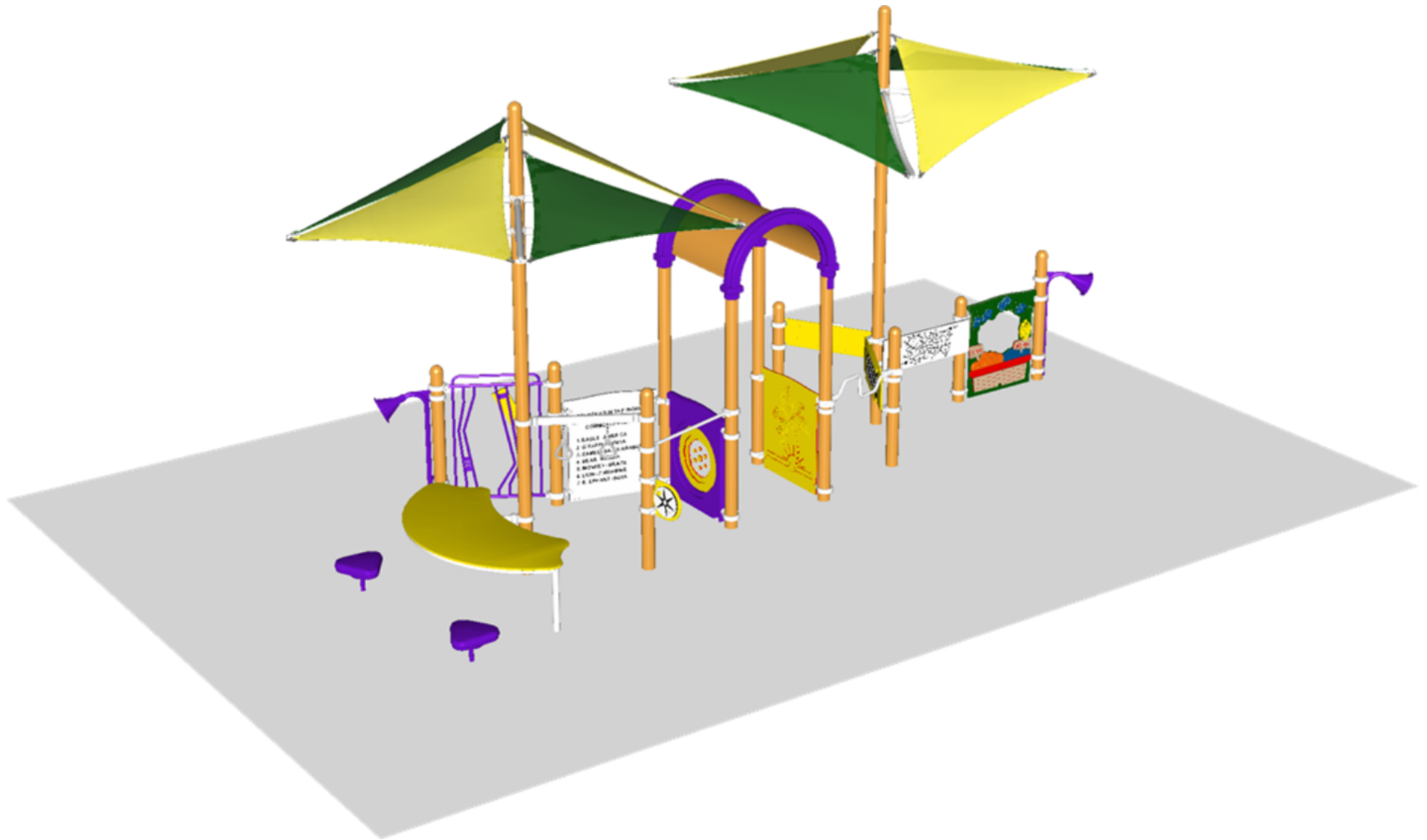
Playcraft Direct, Inc.
MIN. USE ZONE 25' x 20' (7.391m x 5.918m)



R508AF89A
SW VIEW

R5

FOR KIDS
AGES
2-12



STRUCTURE # R508AF89A
PROJECT # R508AF89A
DATE 8/14/2024

R508AF89A
NE VIEW

R5

FOR KIDS
AGES
2-12



STRUCTURE # R508AF89A
PROJECT # R508AF89A
DATE 8/14/2024

R508AF89A
Project # R508AF89A

Date 8/14/2024

Item / Part Number	Description	Qty
[R508AF89A]		
HS-1004-R	Collars	37
GF-7002	Dome Cap, R5	9
S-1007-R5-07ft	Post, 07ft R5	2
S-1008-R5-08ft	Post, 08ft R5	4
S-1009-R5-09ft	Post, 09ft R5	1
S-1011-R5-11ft	Post, 11ft R5	4
S-1018-R5-18ft	Post, 18ft R5	2
S-1343-R560	Fun House Escaped Cage Wall	1
S-16201-R5-GM	Palm Tree Panel	1
S-1628-R5	Inclusive Driver Panel (Ground)	1
S-1631-R5G	Pinball Panel	1
S-1652-R5G	Animal Locator Panel	1
S-1686-R5	Inclusive Panel, Mosaic (Ground)	1
S-1688-R5	Inclusive Maze Panel (Ground)	1
S-1689-PRD	Produce Panel	1
S-18029-R5	Shade Sail, Single Post 10ft	2
S-1805-R5	Roof, Arch (LDPE/Steel)	1
S-1910-R5	Talk Tube (Post Mounted, Left)	1
S-1910-R5	Talk Tube (Post Mounted, Right)	1
S-1930-R5	Chinning Bar	1
S-1932-R5	Hand Spin Cyclor (Post Mounted)	1
S-1933-R5	Spin Cyclor	1
S-1936-R5	Ring Pull-Up	1
S-1961-RV	Tri Pad Seat	2
S-1980-R5	Counter Connection MT-7	1