

R507312CA  
TOP VIEW

ADA ACCESSIBILITY GUIDELINES - ADAAG CONFORMANCE

ELEVATED	ACCESSIBLE	RAMP ACCESSIBLE	GROUND	TYPES
7	4/4	0/0	2/2	2/2
CHILD CAPACITY	58	MAX FALL HEIGHT	156	

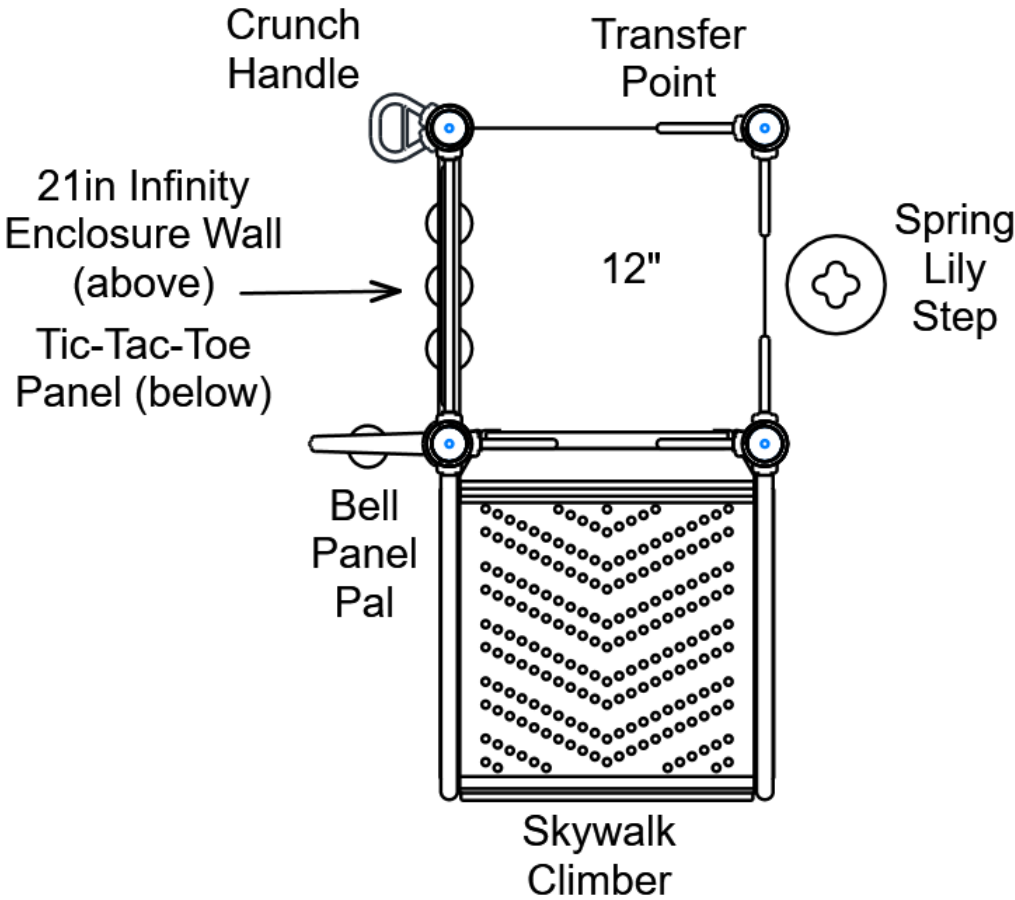
R5

FOR KIDS  
AGES  
5-12

GENERAL NOTES

This conceptual plan is based on information provided prior to construction. Detailed site information, including the following, should be obtained, evaluated, and utilized in the final project design. Exact site dimensions, topography, existing utilities, soil conditions and drainage solutions.

WARNING: Accessible safety surfacing material is required beneath and around this equipment that has a critical height value (Fall Height) appropriate for the highest accessible part of this equipment. Refer to the CPSC'S Handbook For Public Playground Safety, Section 4: Surfacing.



STRUCTURE # R507312CA  
PROJECT # R507312CA  
DATE 11/7/2025

Playcraft Direct, Inc.  
MIN. USE ZONE 50' x 38' (15.144m x 11.446m)



R507312CA  
TOP VIEW

ADA ACCESSIBILITY GUIDELINES - ADAAG CONFORMANCE

ELEVATED	ACCESSIBLE	RAMP ACCESSIBLE	GROUND	TYPES
7	4/4	0/0	2/2	2/2
CHILD CAPACITY	58	MAX FALL HEIGHT	156	

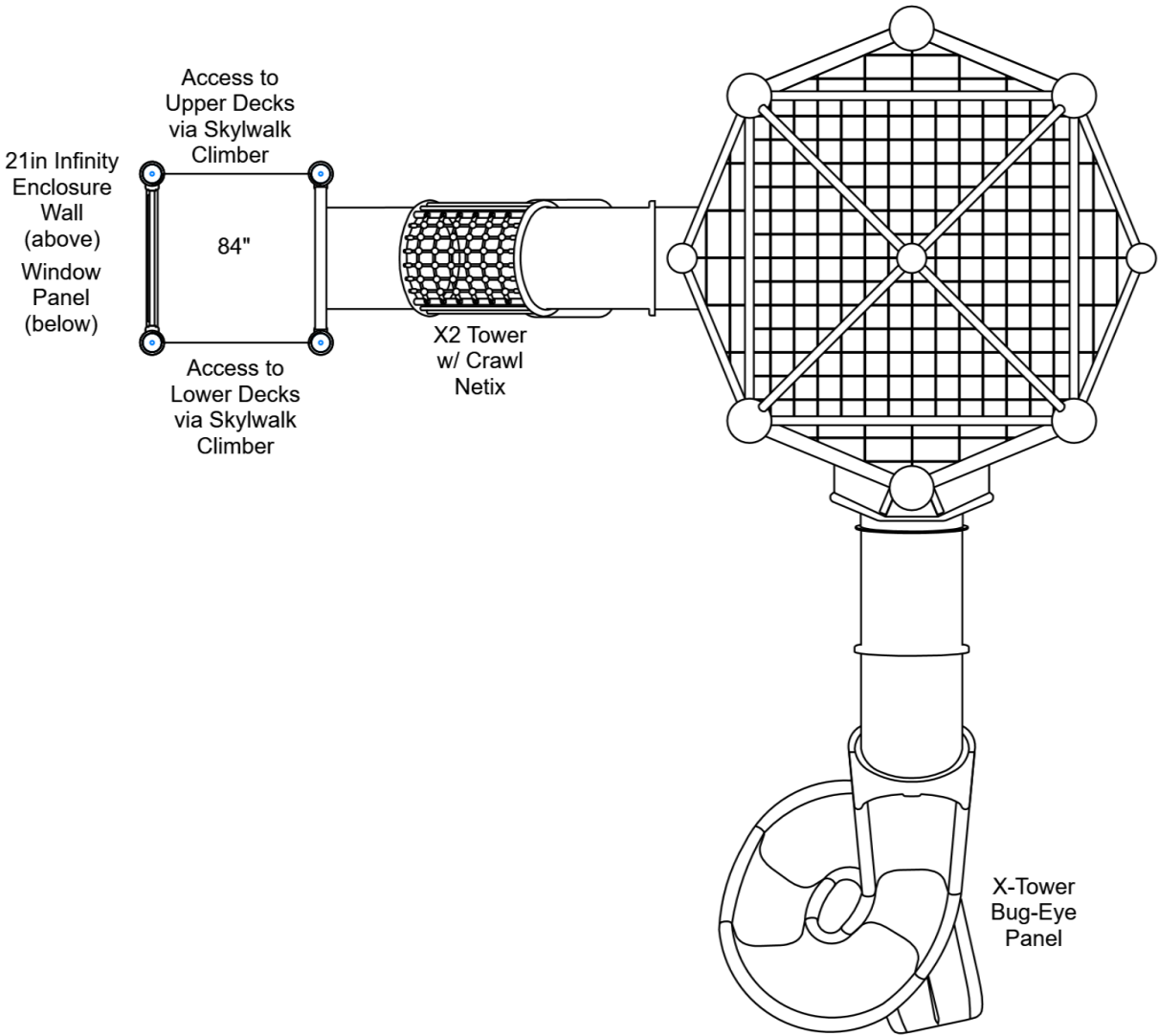
R5

FOR KIDS  
AGES  
5-12

GENERAL NOTES

This conceptual plan is based on information provided prior to construction. Detailed site information, including the following, should be obtained, evaluated, and utilized in the final project design. Exact site dimensions, topography, existing utilities, soil conditions and drainage solutions.

WARNING: Accessible safety surfacing material is required beneath and around this equipment that has a critical height value (Fall Height) appropriate for the highest accessible part of this equipment. Refer to the CPSC'S Handbook For Public Playground Safety, Section 4: Surfacing.



STRUCTURE # R507312CA  
PROJECT # R507312CA  
DATE 11/7/2025

Playcraft Direct, Inc.  
MIN. USE ZONE 50' x 38' (15.144m x 11.446m)



R507312CA  
TOP VIEW

ADA ACCESSIBILITY GUIDELINES - ADAAG CONFORMANCE

ELEVATED	ACCESSIBLE	RAMP ACCESSIBLE	GROUND	TYPES
7	4/4	0/0	2/2	2/2
CHILD CAPACITY	58	MAX FALL HEIGHT	156	

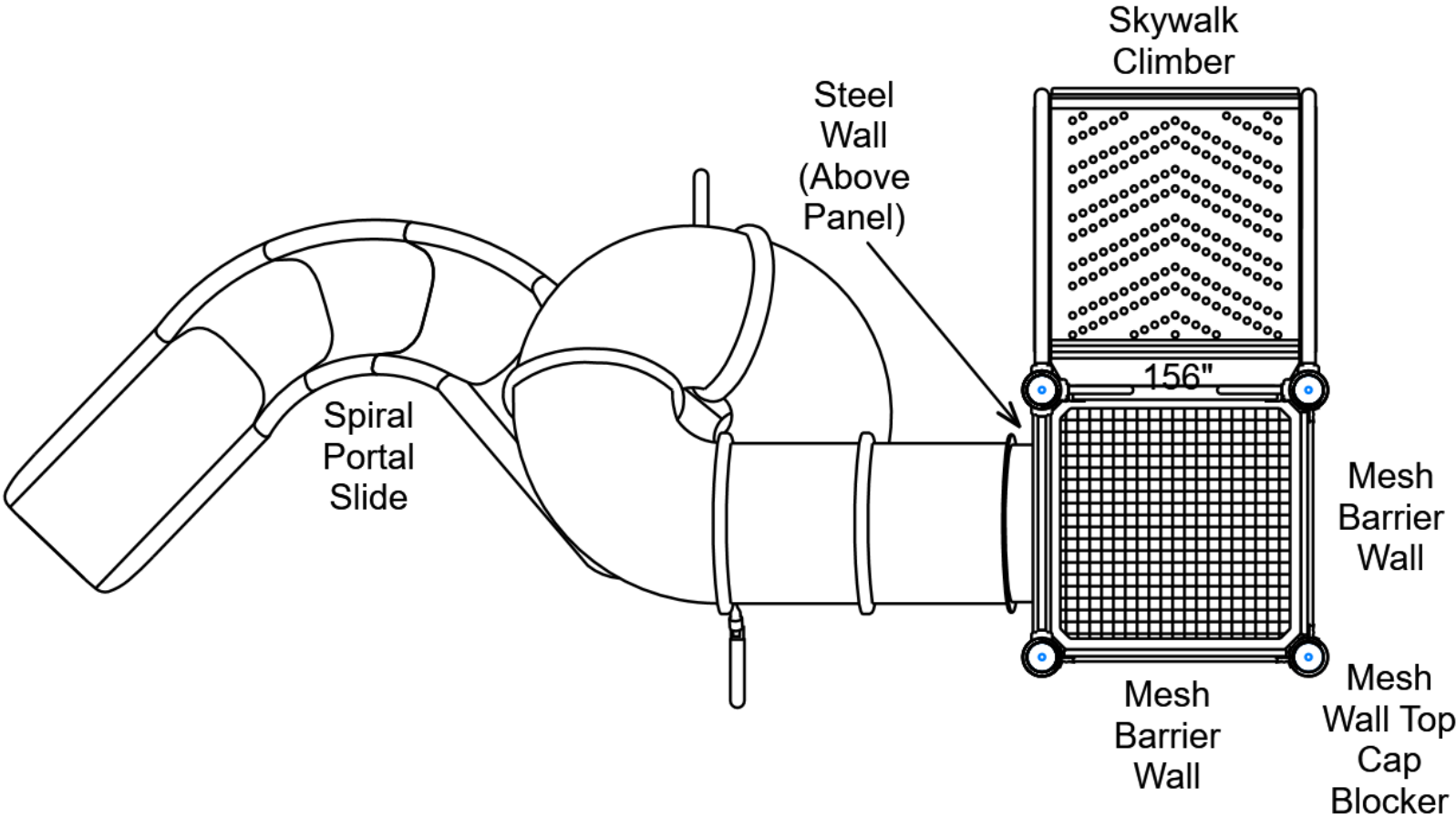
R5

FOR KIDS  
AGES  
5-12

GENERAL NOTES

This conceptual plan is based on information provided prior to construction. Detailed site information, including the following, should be obtained, evaluated, and utilized in the final project design. Exact site dimensions, topography, existing utilities, soil conditions and drainage solutions.

WARNING: Accessible safety surfacing material is required beneath and around this equipment that has a critical height value (Fall Height) appropriate for the highest accessible part of this equipment. Refer to the CPSC'S Handbook For Public Playground Safety, Section 4: Surfacing.



STRUCTURE # R507312CA  
PROJECT # R507312CA  
DATE 11/7/2025

Playcraft Direct, Inc.  
MIN. USE ZONE 50' x 38' (15.144m x 11.446m)



R507312CA  
SITE PLAN

ADA ACCESSIBILITY GUIDELINES - ADAAG CONFORMANCE

ELEVATED	ACCESSIBLE	RAMP ACCESSIBLE	GROUND	TYPES
7	4/4	0/0	2/2	2/2

R5

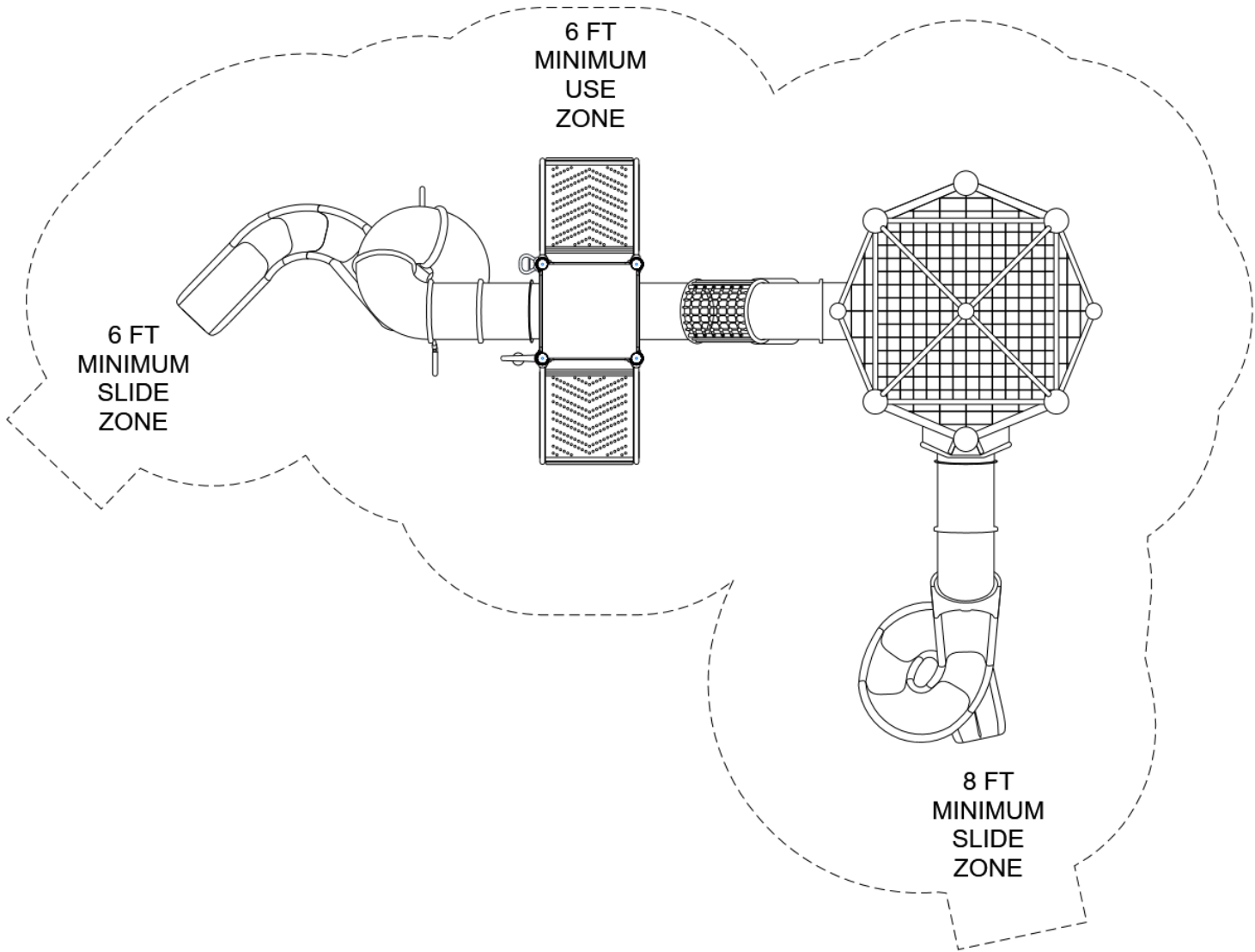
FOR KIDS  
AGES  
5-12

GENERAL NOTES

This Preliminary Site Plan is based on measurements that were provided in the initial planning phase. All dimensions must be verified prior to the submission of a purchase order. Playcraft Systems will not be held responsible for any discrepancies between actual dimensions and dimensions submitted in the planning phase.

The Minimum Use Zone for a play structure is based on the product design at the time of proposal. Components and structure designs may be subject to change which may affect dimensions. Therefore, before preparing the site, we strongly recommend obtaining final drawings from the factory (available after the order is placed and included in the Assembly Manual).

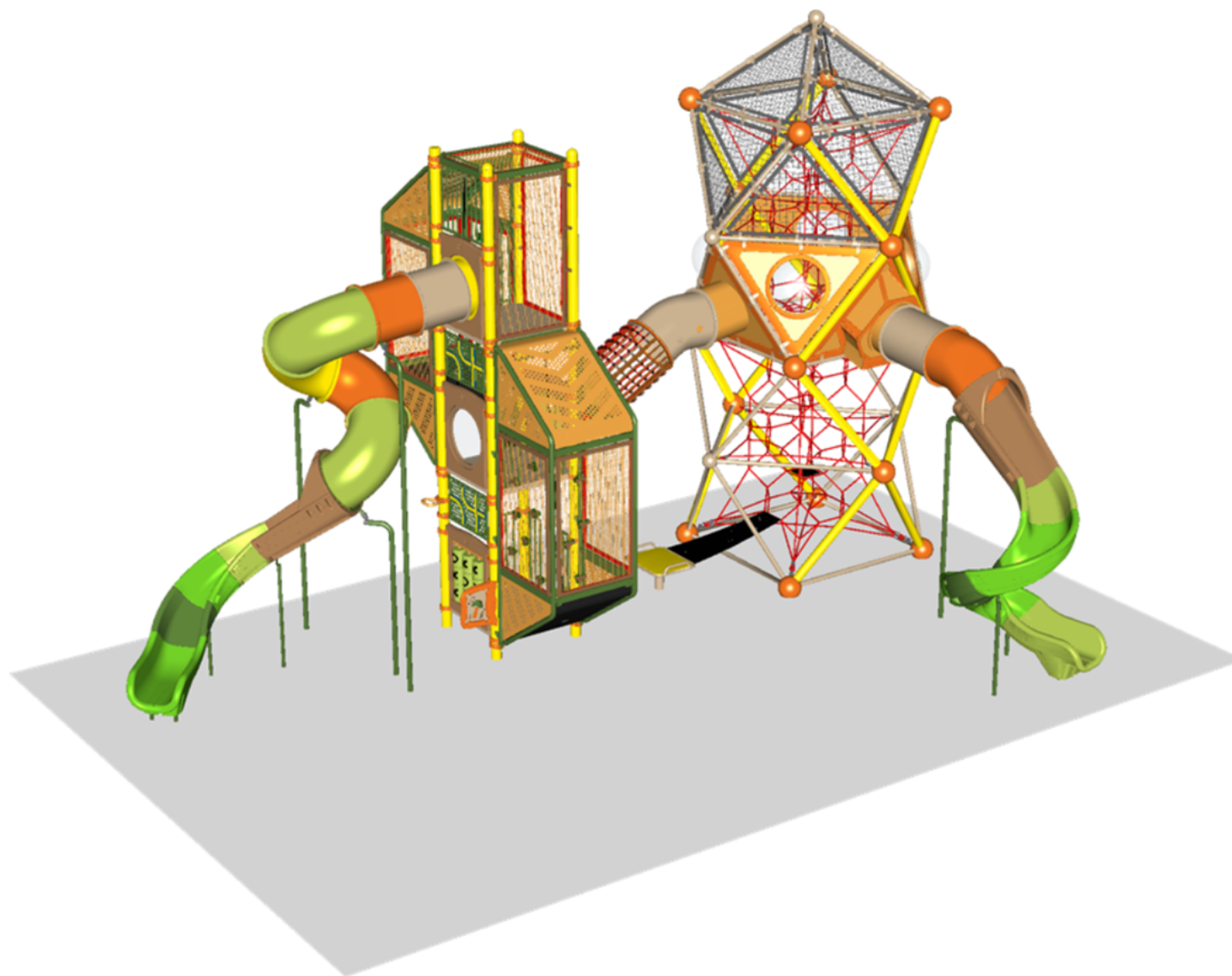
WARNING: Accessible safety surfacing material is required beneath and around this equipment that has a critical height value (Fall Height) appropriate for the highest accessible part of this equipment. Refer to the CPSC'S Handbook For Public Playground Safety, Section 4: Surfacing.



**R507312CA**  
**SW VIEW**

**R5**

FOR KIDS  
AGES  
5-12

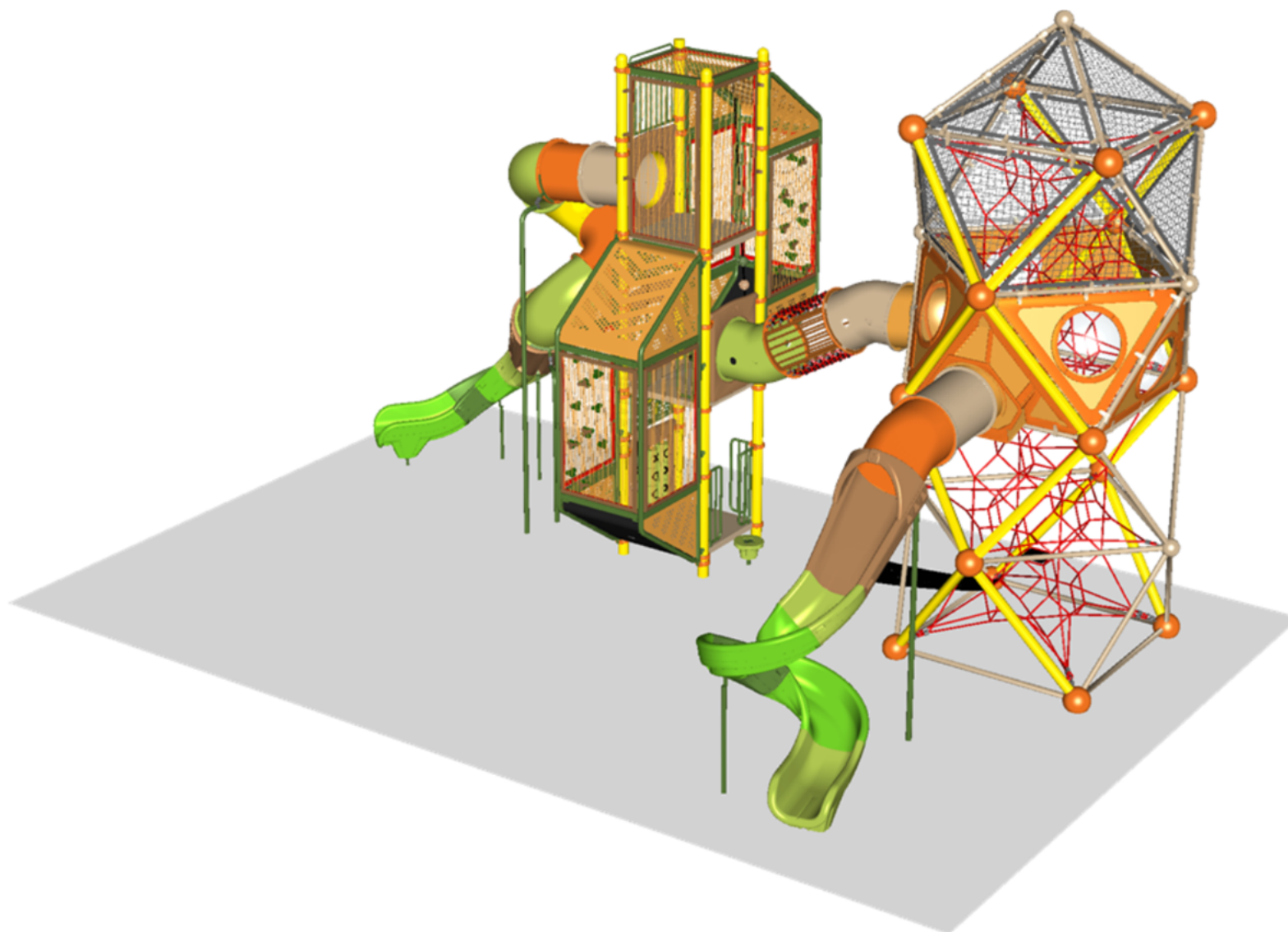


**STRUCTURE #** R507312CA  
**PROJECT #** R507312CA  
**DATE** 11/7/2025

**R507312CA**  
**SE VIEW**

**R5**

FOR KIDS  
AGES  
5-12



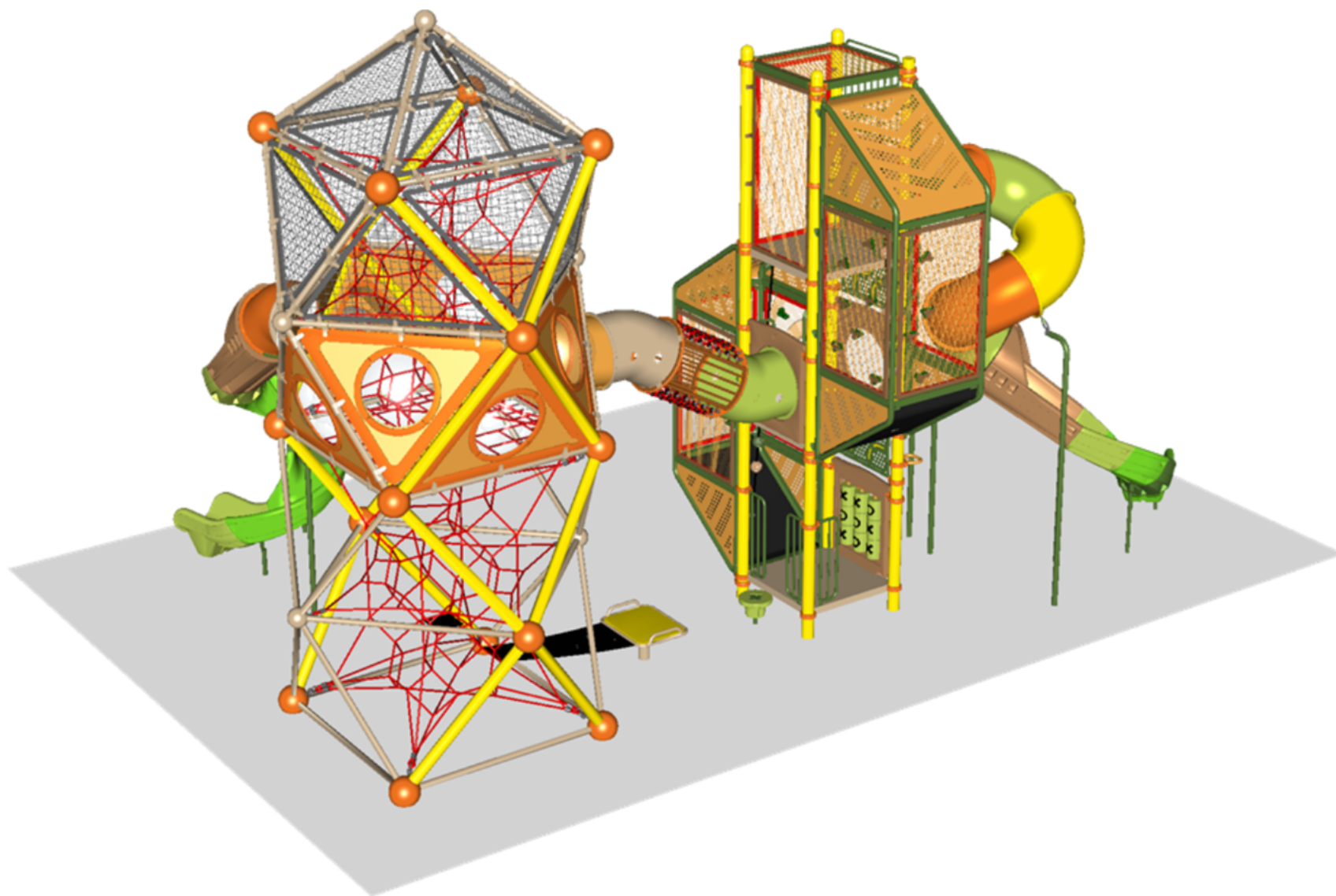
**STRUCTURE #** R507312CA  
**PROJECT #** R507312CA  
**DATE** 11/7/2025



**R507312CA**  
**NE VIEW**

**R5**

FOR KIDS  
AGES  
5-12

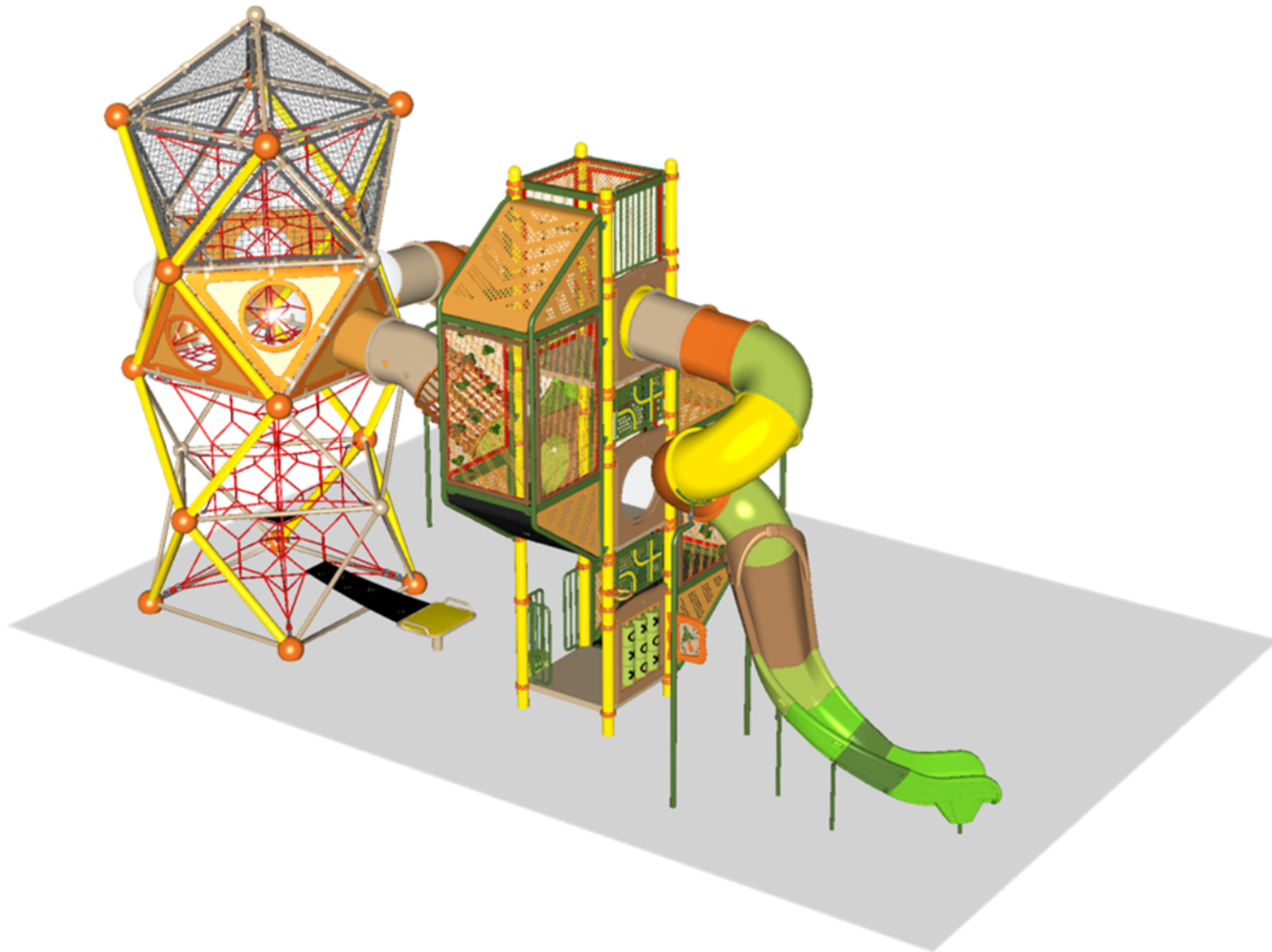


**STRUCTURE #** R507312CA  
**PROJECT #** R507312CA  
**DATE** 11/7/2025

**R507312CA**  
**NW VIEW**

**R5**

FOR KIDS  
AGES  
5-12



**STRUCTURE #** R507312CA  
**PROJECT #** R507312CA  
**DATE** 11/7/2025



**R507312CA**
**Project #** R507312CA

**Date** 11/7/2025

Item / Part Number	Description	Qty
<b>[R507312CA]</b>		
HS-1004-R	Collars	46
A2-1943	Spring Lily Step	1
GF-7001	Flat Cap, R5	1
GF-7002	Dome Cap, R5	3
S-1023-R5-23ft	Post, 23ft R5	4
S-1101-R5	Square Deck	3
S-1301-36875R5	Steel Wall (Above Panel)	1
S-1301-IU21	Wall, Infinity (Below Deck, Above Panel, 72)	2
S-1302-DB-D74125	Mesh Barrier Wall	2
S-1309-2-R5	Half Walls (Pair) R5	3
S-1309-R5	Transfer Point (Half Wall - Left)	1
S-13601-1BUG	X-Tower Bug-Eye Barrier	1
S-1537-D-R5	Climber, Skywalk (w/ DTD Connections)	2
S-1616-R5	Tic-Tac-Toe Panel	1
S-1617-R5	Window Panel	1
S-1661-R5	Panel Pal, Bell	1
S-1709-13SP-LLL	Slide, Portal 156in (Spiral, Right)	1
S-1709-X2SP-R	X-Tower Spiral Portal Slide (Right)	1
S-1816-R5	Mesh Wall Top Cap Blocker (Square)	1
S-1928-X2N	X2 Tower w/ Crawl Netix	1
S-1937-R5	Crunch Handle	1