

R504409DA
TOP VIEW - 0

ADA ACCESSIBILITY GUIDELINES - ADAAG CONFORMANCE

ELEVATED	ACCESSIBLE	RAMP ACCESSIBLE	GROUND	TYPES
4	4/2	0/0	8/1	4/1
CHILD CAPACITY	97	MAX FALL HEIGHT	96	

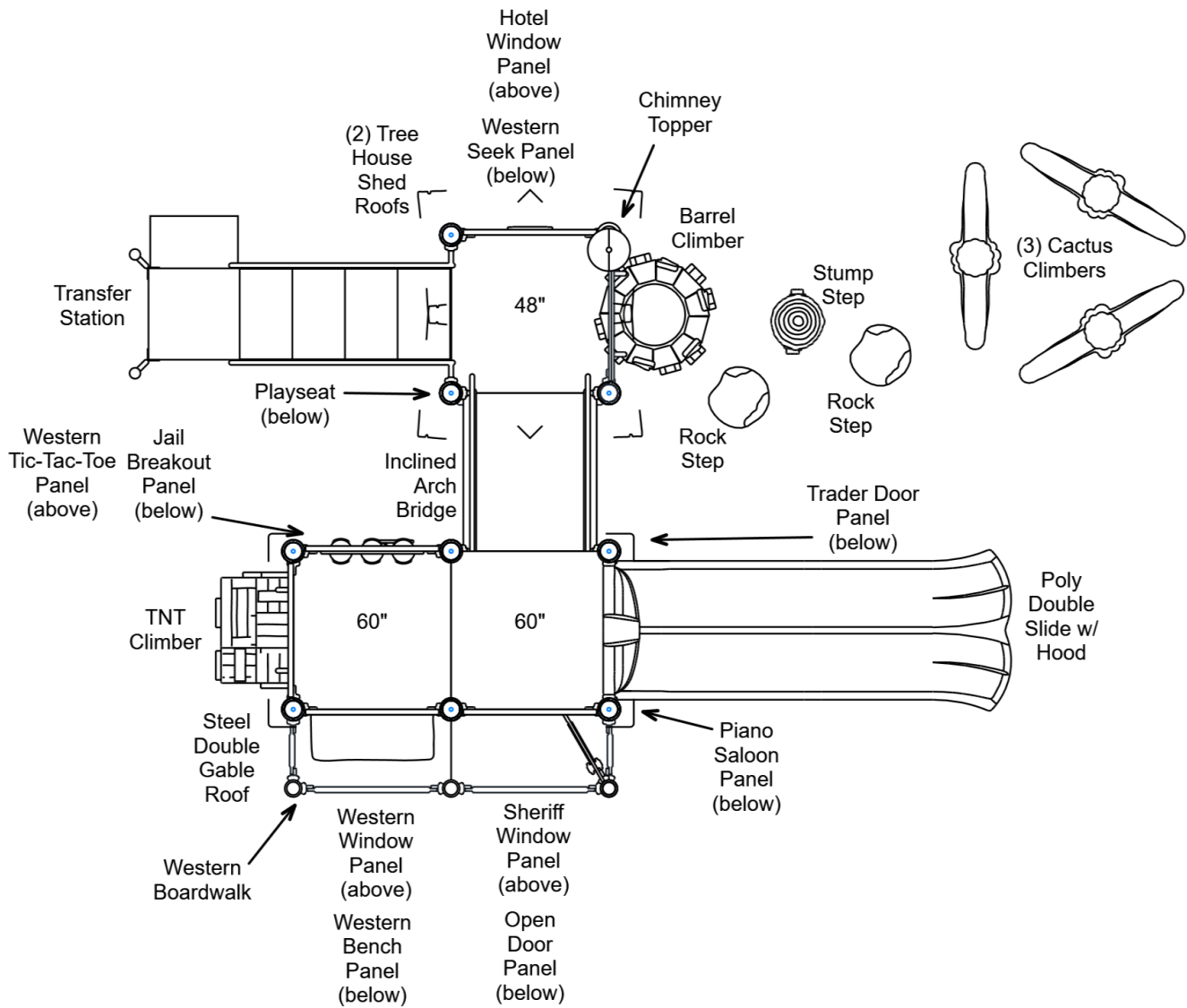
R5

FOR KIDS
AGES
5-12

GENERAL NOTES

This conceptual plan is based on information provided prior to construction. Detailed site information, including the following, should be obtained, evaluated, and utilized in the final project design. Exact site dimensions, topography, existing utilities, soil conditions and drainage solutions.

WARNING: Accessible safety surfacing material is required beneath and around this equipment that has a critical height value (Fall Height) appropriate for the highest accessible part of this equipment. Refer to the CPSC'S Handbook For Public Playground Safety, Section 4: Surfacing.



STRUCTURE # R504409DA
PROJECT # R504409DA
DATE 1/15/2026

Playcraft Direct, Inc.
MIN. USE ZONE 38' x 28' (11.298m x 8.384m)



R504409DA
SITE PLAN

ADA ACCESSIBILITY GUIDELINES - ADAAG CONFORMANCE

ELEVATED	ACCESSIBLE	RAMP ACCESSIBLE	GROUND	TYPES
4	4/2	0/0	8/1	4/1

R5

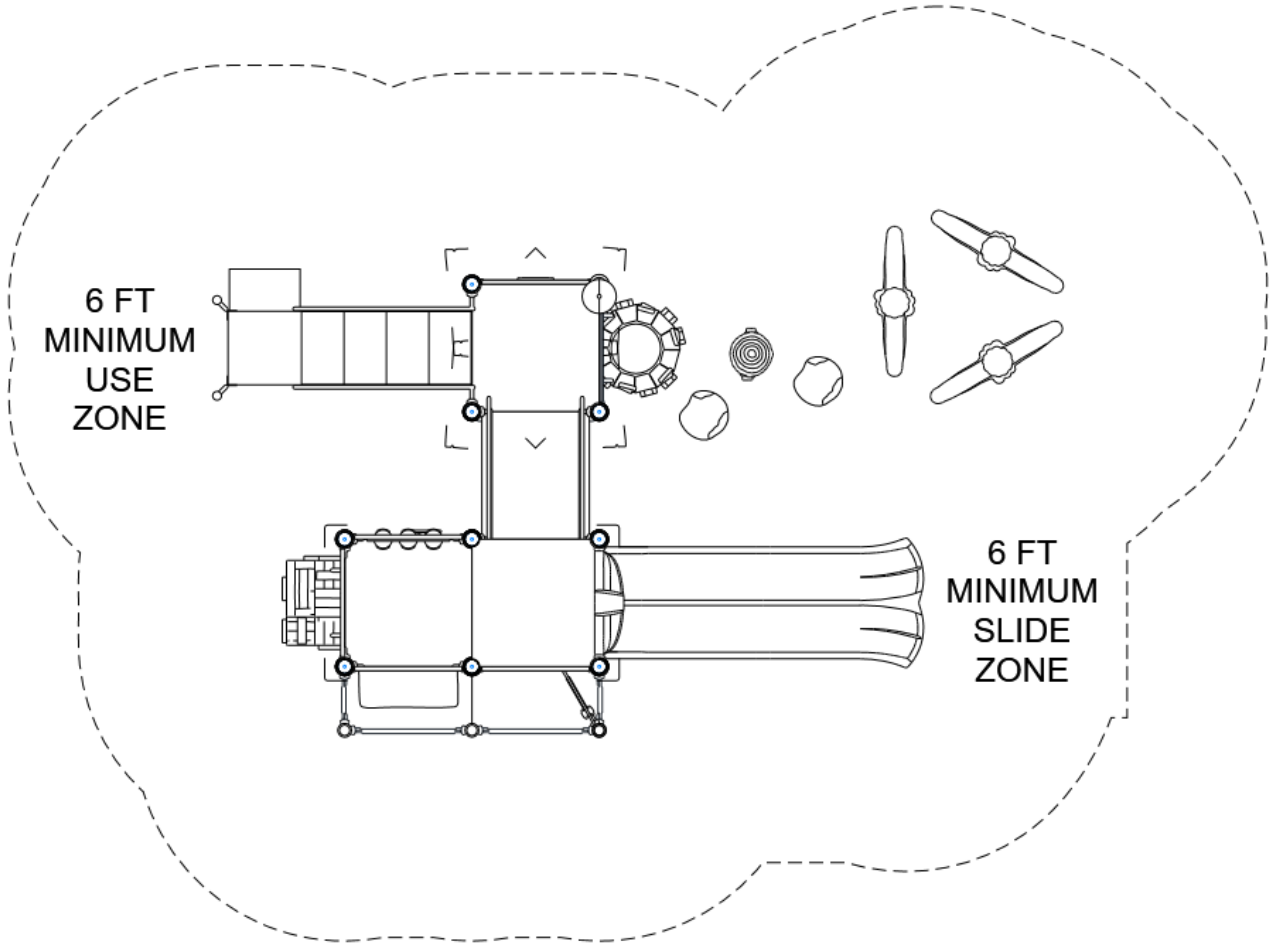
FOR KIDS
AGES
5-12

GENERAL NOTES

This Preliminary Site Plan is based on measurements that were provided in the initial planning phase. All dimensions must be verified prior to the submission of a purchase order. Playcraft Systems will not be held responsible for any discrepancies between actual dimensions and dimensions submitted in the planning phase.

The Minimum Use Zone for a play structure is based on the product design at the time of proposal. Components and structure designs may be subject to change which may affect dimensions. Therefore, before preparing the site, we strongly recommend obtaining final drawings from the factory (available after the order is placed and included in the Assembly Manual).


WARNING: Accessible safety surfacing material is required beneath and around this equipment that has a critical height value (Fall Height) appropriate for the highest accessible part of this equipment. Refer to the CPSC'S Handbook For Public Playground Safety, Section 4: Surfacing.



R504409DA
SW VIEW

R5

FOR KIDS
AGES
5-12



STRUCTURE # R504409DA
PROJECT # R504409DA
DATE 1/15/2026

R504409DA
NE VIEW

R5

FOR KIDS
AGES
5-12



STRUCTURE # R504409DA
PROJECT # R504409DA
DATE 1/15/2026

R504409DA
Project # R504409DA
Date 1/15/2026

Item / Part Number	Description	Qty
[R504409DA]		
HS-1004-R	Collars	69
A2-2925	Cactus Climber	3
GF-7002	Dome Cap, R5	3
S-1015-R5-15ft	Post, 15ft R5	6
S-1016-R5-16ft	Post, 16ft R5	2
S-1017-R5-17ft	Post, 17ft R5	2
S-1101-R5	Square Deck	3
S-1209-36-R5	Transfer Station, 48in-L	1
S-12741	Climber, Barrel 48in	1
S-12743-TNT	Climber, TNT 60in	1
S-1306-R5	Double Slide SitDown Hood	1
S-1343-WST	Jail Breakout Panel	1
S-1514-45R5	Bridge, Inclined Arch (45in)	1
S-1674-2BW	Boardwalk (2 Decks)	1
S-1674-BCH	Bench Panel	1
S-1674-HTL	Hotel Window Panel	1
S-1674-OPN	Open Door Panel	1
S-1674-PLYR	Piano Saloon Panel	1
S-1674-SEEK	Seek Panel (Western)	1
S-1674-SHF	Sheriff Window Panel	1
S-1674-TRD	Trader Door	1
S-1674-TTT	Western Tic-Tac-Toe Panel	1
S-1674-WIN	Western Window Panel	1
S-1702-5R5	Slide, Double 60in	1
S-1808-2R5STL	Metal Roof, Double Gable Shade	1
S-18093-R5	Roof, Tree House Shed	2
S-1832-PST-R5	Chimney Topper (Roto)	1
S-1961	Stump Step 12-18in	1
S-1961-R	Rock Step	2
S-1962-R5	Playseat	1