

# R502AD2BA

## TOP VIEW

ADA ACCESSIBILITY GUIDELINE - ADAAG CONFORMANCE

ELEVATED	ACCESSIBLE	RAMP ACCESSIBLE	GROUND	TYPES
5	5/3	0	6/2	4/2

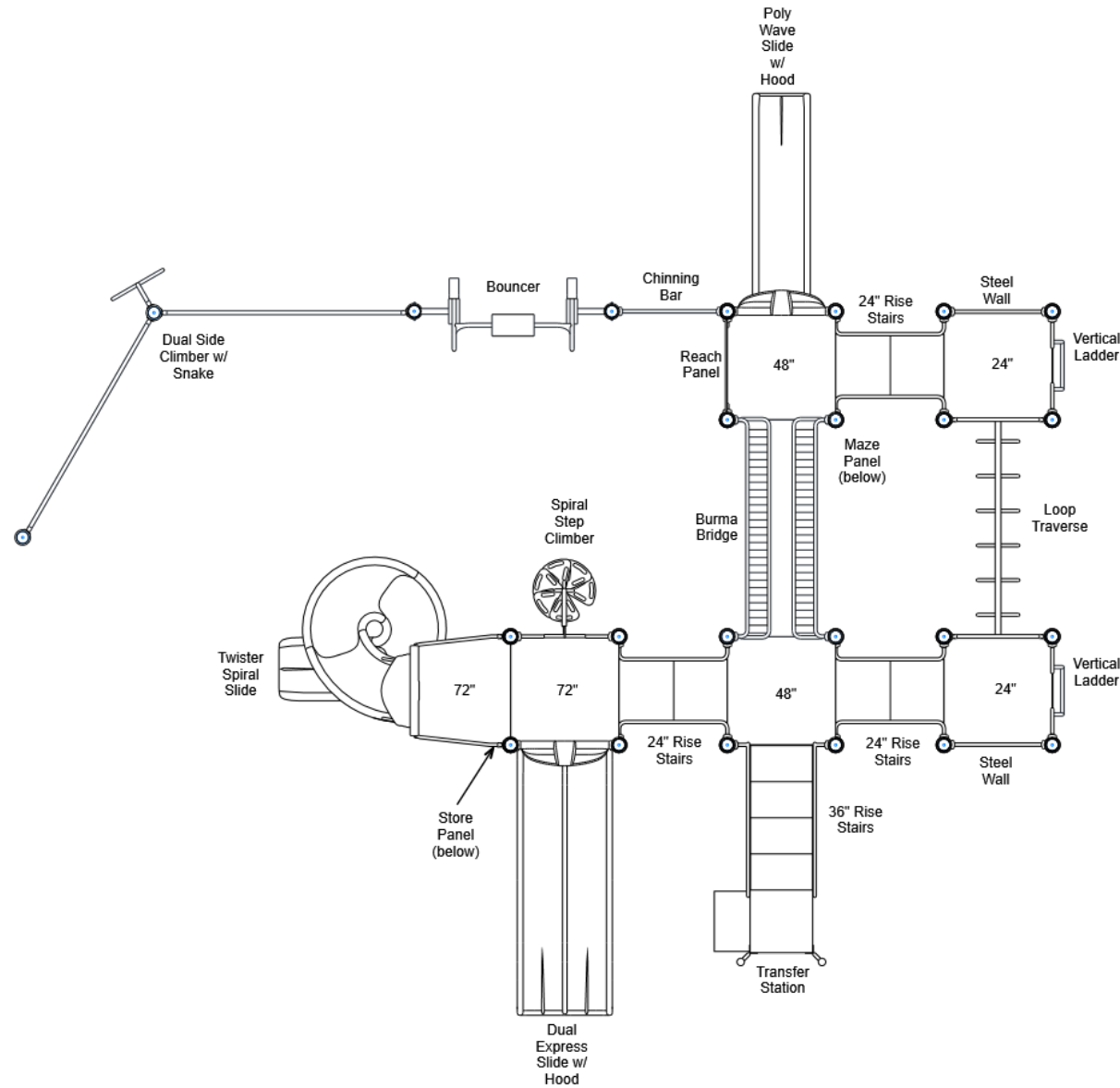
R5

FOR KIDS  
AGES  
5-12

### GENERAL NOTES:

This conceptual plan is based on information provided prior to construction. Detailed site information, including the following, should be obtained, evaluated, and utilized in the final project design. Exact site dimensions, topography, existing utilities, soil conditions and drainage solutions.

**WARNING:** Accessible safety surfacing material is required beneath and around this equipment that has a critical height value (Fall Height) appropriate for the highest accessible part of this equipment. Refer to the CPSC'S Handbook For Public Playground Safety, Section 4: Surfacing.



STRUCTURE#: R502AD2BA

PROJECT#: R502AD2BA

DATE: 5/6/2021 | DRAWN BY:

MIN. USE ZONE: 49' x 44'

PLAYCRAFT REP:

**Playcraft Direct, Inc.**

R502AD2BA  
SITE PLAN

ADA ACCESSIBILITY GUIDELINE - ADAAG CONFORMANCE

ELEVATED	ACCESSIBLE	RAMP ACCESSIBLE	GROUND	TYPES
5	5/3	0	6/2	4/2

R5

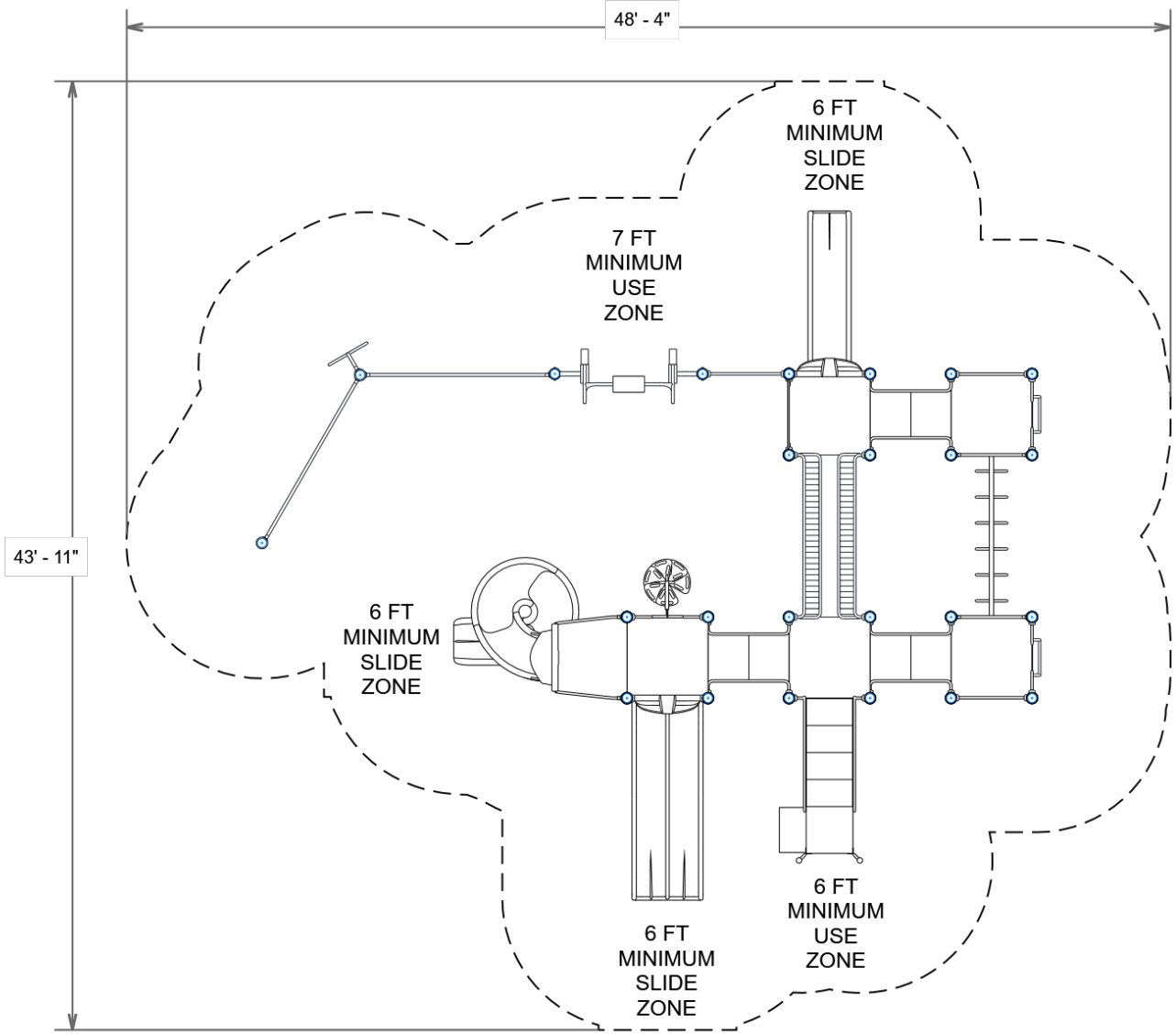
FOR KIDS  
AGES  
5-12

GENERAL NOTES:

This Preliminary Site Plan is based on measurements that were provided in the initial planning phase. All dimensions must be verified prior to the submission of a purchase order. Playcraft Systems will not be held responsible for any discrepancies between actual dimensions and dimensions submitted in the planning phase.

The Minimum Use Zone for a play structure is based on the product design at the time of proposal. Components and structure designs may be subject to change which may affect dimensions. Therefore, before preparing the site, we strongly recommend obtaining final drawings from the factory (available after the order is placed and included in the Assembly Manual).

WARNING: Accessible safety surfacing material is required beneath and around this equipment that has a critical height value (Fall Height) appropriate for the highest accessible part of this equipment. Refer to the CPSC'S Handbook For Public Playground Safety, Section 4: Surfacing.



PROJECT#: R502AD2BA  
DATE: 5/6/2021 | DRAWN BY:

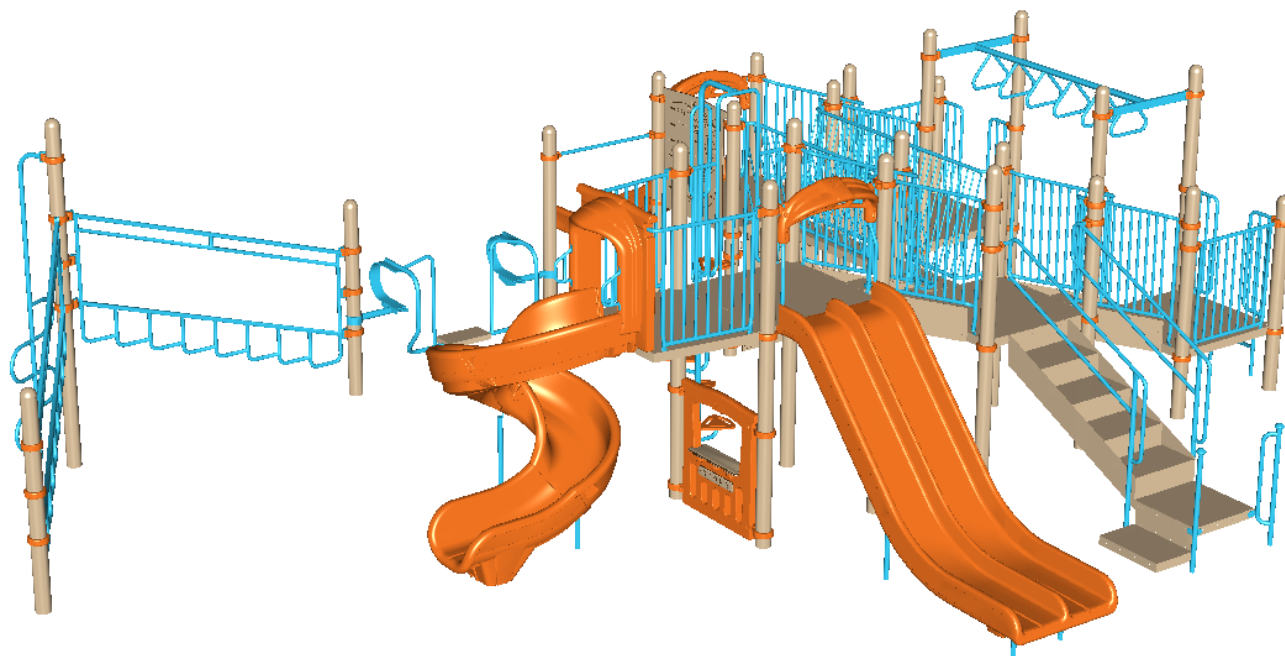
MIN. USE ZONE: 49' x 44'

PLAYCRAFT REP:  
Playcraft Direct, Inc.

**R502AD2BA**  
**SW VIEW**

R5

FOR KIDS  
AGES  
5-12



STRUCTURE#: R502AD2BA


PROJECT#: R502AD2BA

DATE: 5/6/2021 | DRAWN BY:

**R502AD2BA**  
**NE VIEW**

R5

FOR KIDS  
AGES  
5-12



STRUCTURE#: R502AD2BA

PROJECT#: R502AD2BA

DATE: 5/6/2021 | DRAWN BY:



## Bill of Materials

R502AD2BA

Project# R502AD2BA

5/6/2021

Item	Description	Quantity
R502AD2BA		
HS-1004-R	Collars	69
GF-7002	Dome Cap, R5	24
S-1009-R5-09ft	Post, 09ft R5	4
S-1010-R5-10ft	Post, 10ft R5	3
S-1011-R5-11ft	Post, 11ft R5	6
S-1012-R5-12ft	Post, 12ft R5	6
S-1013-R5-13ft	Post, 13ft R5	5
S-1101-R5	Square Deck	5
S-1206-24R45	ADA Stairs, 24in Rise w/ Walls	3
S-1209-36-R5	Transfer Station, 48in-L	1
S-1210-24	Climber, Vertical Ladder 18-24in	2
S-1222-1226x2-R5	Climber, Dual Side Climber w/ Snake	1
S-1234-6R	Climber, Spiral Step 66-72in	1
S-1301-R5	Wall, Steel 36in (Standard)	2
S-1303-R5	Single Slide SitDown Hood	1
S-1306-R5	Double Slide SitDown Hood	1
S-1309-2-R5	Half Walls (Pair) R5	2
S-1310-R5	Transition Wall	1
S-1410-90R5	Traverse, Loop (90in)	1
S-1509-90R5	Bridge, Burma (90in)	1
S-1607-R5G	Maze Panel	1
S-1615-R5	Store Panel	1
S-1655-4R5	Reach Panel, 48in	1
S-1702-6R5	Slide, Double 66 - 72in (Dual Express)	1
S-1704-4	Slide, Wave 48in (Single)	1



## Bill of Materials (continued)

Item	Description	Quantity
S-1706-S6R-R5	Slide, Twister Spiral 72in (R)	1
S-1930-R5	Chinning Bar	1
S-1940-R5	Bouncer	1
HS-1007-R5	Extra Hardware	2