

R5019A7EA
TOP VIEW

ADA ACCESSIBILITY GUIDELINES - ADAAG CONFORMANCE

ELEVATED	ACCESSIBLE	RAMP ACCESSIBLE	GROUND	TYPES
28	28/7	14/7	18/9	5/5
CHILD CAPACITY	311	MAX FALL HEIGHT	108	

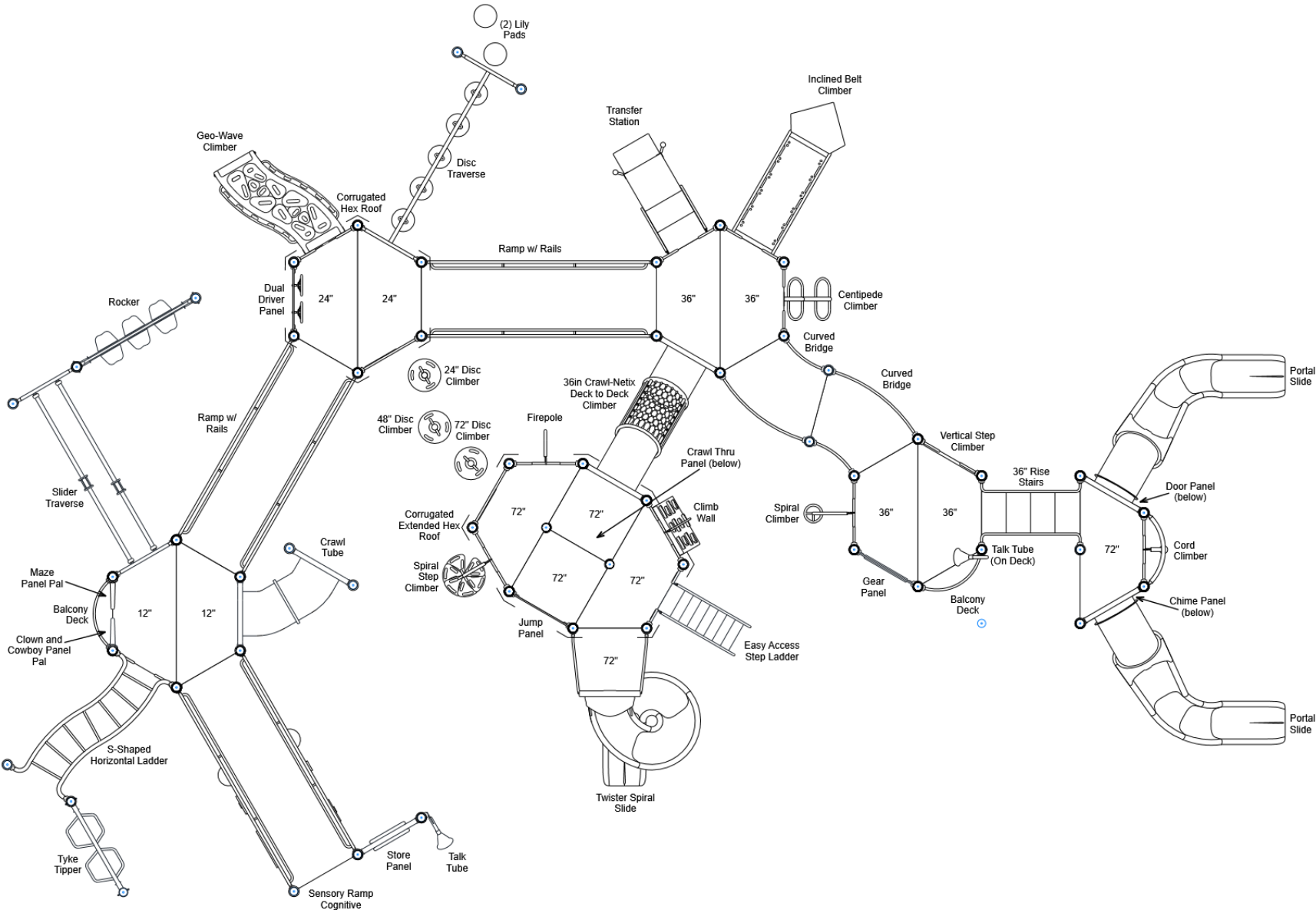
R5

FOR KIDS
AGES
5-12

GENERAL NOTES

This conceptual plan is based on information provided prior to construction. Detailed site information, including the following, should be obtained, evaluated, and utilized in the final project design. Exact site dimensions, topography, existing utilities, soil conditions and drainage solutions.

WARNING: Accessible safety surfacing material is required beneath and around this equipment that has a critical height value (Fall Height) appropriate for the highest accessible part of this equipment. Refer to the CPSC'S Handbook For Public Playground Safety, Section 4: Surfacing.



STRUCTURE # R5019A7EA
PROJECT # R5019A7EA
DATE 5/26/2023

Playcraft Direct, Inc.
MIN. USE ZONE 77' x 60' (23.414m x 18.174m)



R5019A7EA
TOP VIEW

ADA ACCESSIBILITY GUIDELINES - ADAAG CONFORMANCE

ELEVATED	ACCESSIBLE	RAMP ACCESSIBLE	GROUND	TYPES
28	28/7	14/7	18/9	5/5
CHILD CAPACITY	311	MAX FALL HEIGHT	108	

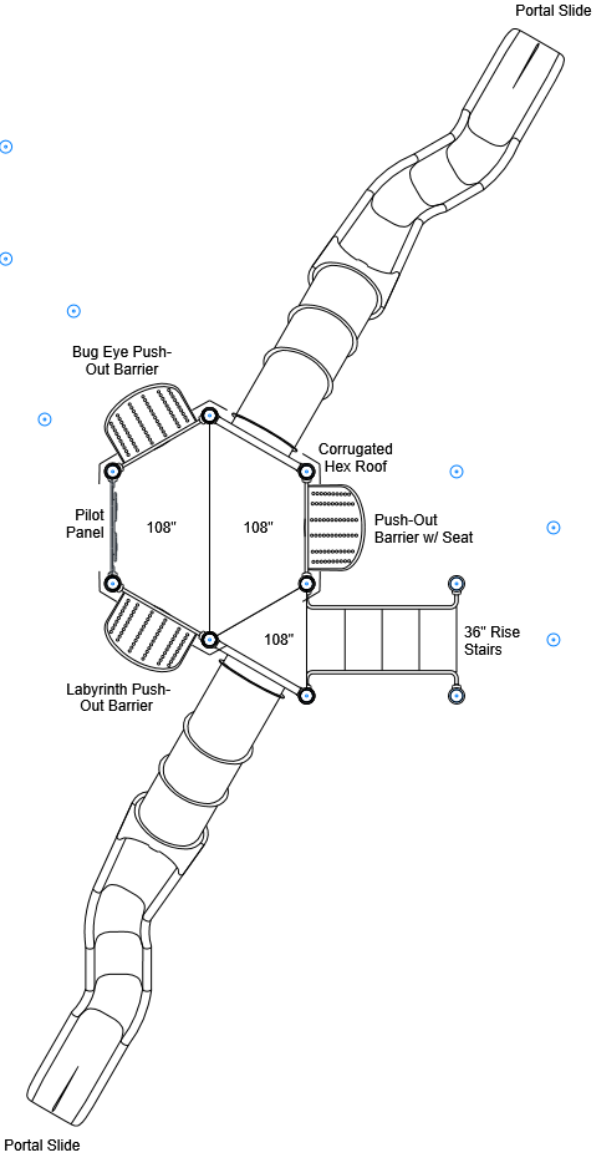
R5

FOR KIDS
AGES
5-12

GENERAL NOTES

This conceptual plan is based on information provided prior to construction. Detailed site information, including the following, should be obtained, evaluated, and utilized in the final project design. Exact site dimensions, topography, existing utilities, soil conditions and drainage solutions.

WARNING: Accessible safety surfacing material is required beneath and around this equipment that has a critical height value (Fall Height) appropriate for the highest accessible part of this equipment. Refer to the CPSC'S Handbook For Public Playground Safety, Section 4: Surfacing.



STRUCTURE # R5019A7EA
PROJECT # R5019A7EA
DATE 5/26/2023

Playcraft Direct, Inc.
MIN. USE ZONE 77' x 60' (23.414m x 18.174m)



R5019A7EA
SITE PLAN

ADA ACCESSIBILITY GUIDELINES - ADAAG CONFORMANCE

ELEVATED	ACCESSIBLE	RAMP ACCESSIBLE	GROUND	TYPES
28	28/7	14/7	18/0	5/0

R5

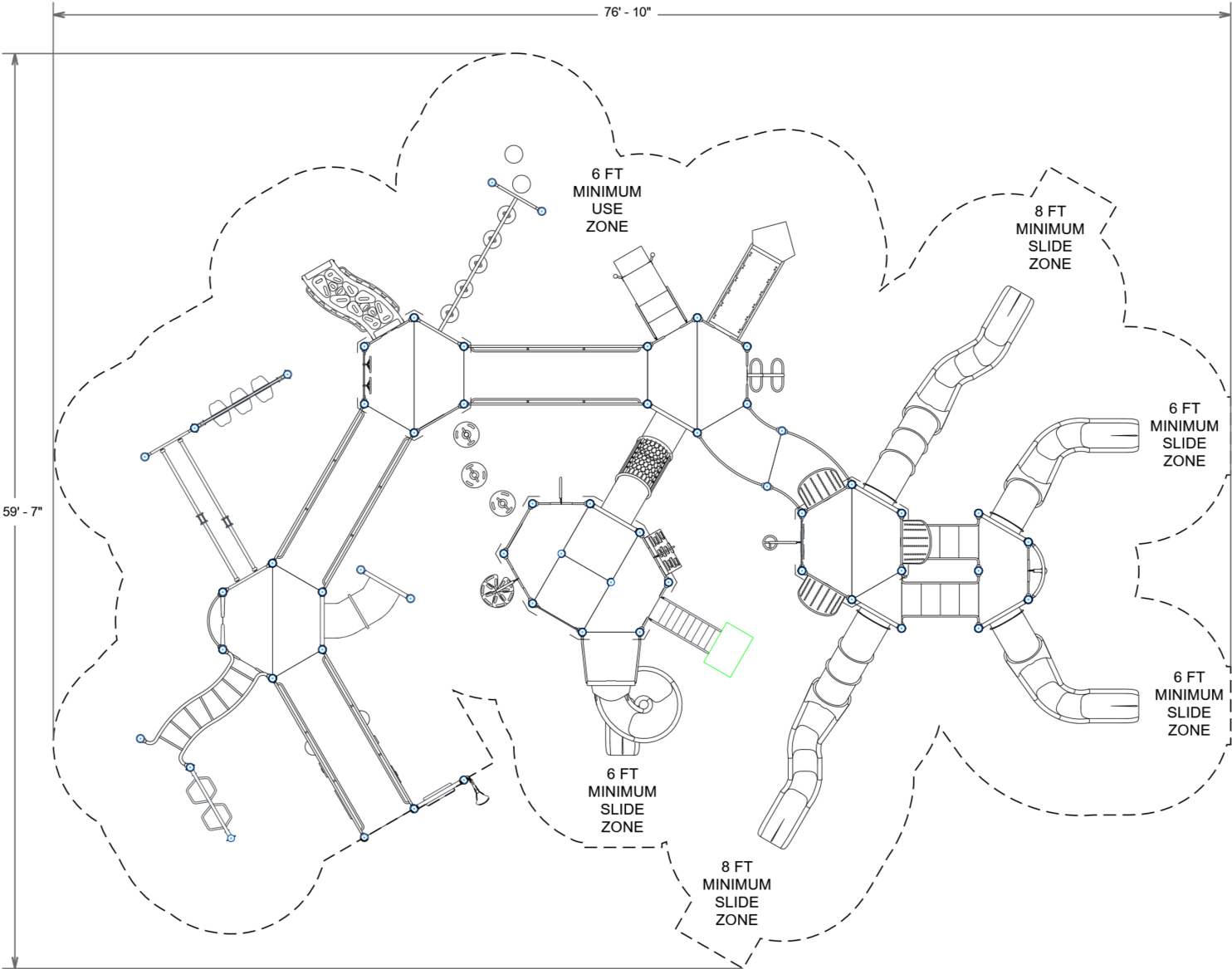
FOR KIDS
AGES
5-12

GENERAL NOTES

This Preliminary Site Plan is based on measurements that were provided in the initial planning phase. All dimensions must be verified prior to the submission of a purchase order. Playcraft Systems will not be held responsible for any discrepancies between actual dimensions and dimensions submitted in the planning phase.

The Minimum Use Zone for a play structure is based on the product design at the time of proposal. Components and structure designs may be subject to change which may affect dimensions. Therefore, before preparing the site, we strongly recommend obtaining final drawings from the factory (available after the order is placed and included in the Assembly Manual).

WARNING: Accessible safety surfacing material is required beneath and around this equipment that has a critical height value (Fall Height) appropriate for the highest accessible part of this equipment. Refer to the CPSC'S Handbook For Public Playground Safety, Section 4: Surfacing.



PROJECT # R5019A7EA
DATE 5/26/2023

Playcraft Direct, Inc.
MIN. USE ZONE 77' x 60' (23.414m x 18.174m)



R5019A7EA
SW VIEW

R5

FOR KIDS
AGES
5-12



STRUCTURE # R5019A7EA
PROJECT # R5019A7EA
DATE 5/26/2023

R5019A7EA
NE VIEW

R5

FOR KIDS
AGES
5-12



STRUCTURE # R5019A7EA
PROJECT # R5019A7EA
DATE 5/26/2023

R5019A7EA
Project # R5019A7EA

Date 5/26/2023

Item / Part Number	Description	Qty
[R5019A7EA]		
HS-1004-R	Collars	156
GF-7001	Flat Cap, R5	2
GF-7002	Dome Cap, R5	33
S-1007-R5-07ft	Post, 07ft R5	2
S-1008-R5-08ft	Post, 08ft R5	5
S-1009-R5-09ft	Post, 09ft R5	2
S-1010-R5-10ft	Post, 10ft R5	8
S-1010-R5F-9-072-111	Post, 10ft, 72in (111in)	2
S-1011-R5-11ft	Post, 11ft R5	4
S-1012-R5-12ft	Post, 12ft R5	6
S-1013-R5-13ft	Post, 13ft R5	7
S-1014-R5-14ft	Post, 14ft R5	2
S-1015-R5-15ft	Post, 15ft R5	2
S-1016-R5-16ft	Post, 16ft R5	9
S-1019-R5-19ft	Post, 19ft R5	6
S-1101-R5	Square Deck	2
S-1102-R5	Tri-Deck	1
S-1103-R5	Hex Deck, Half (5 Post)	3
S-1106-R5	Hex Deck, Half (4 Post)	10
S-1109-R5	Balcony Deck	2
S-1204-R5	Easy Access Step Ladder, 72in	1
S-1206-36R5	ADA Stairs, 36in Rise w/ Walls	2
S-1208-R-RAIL24	Ramp 144in (06-12in High w/ Rails, Inc.)	1
S-1208-R-RAIL36	Ramp 144in (18-24in High w/ Rails, Inc.)	1
S-1208-SRC	Sensory Ramp 144in (Ground, Cognitive, Inc.)	1
S-12091-3	Climber, Inc. Belt 36in (Dual Access)	1
S-1209-24RHW	Transfer Station, 36in-C (RHW)	1
S-1212-3R5	Climber, Vertical Step 30-36in	1
S-1213-6R	Climber, Firepole 66-72in	1
S-1214-6R5	Climber, Wall 72in	1
S-1220-3	Climber, Centipede 30-36in	1
S-1223-3R	Climber, Spiral 30-36in	1
S-1233-2-MC	Climber, Disc 18-24in	1
S-1233-4-MC	Climber, Disc 42-48in	1
S-1233-6-MC	Climber, Disc 66-72in	1
S-1234-6R	Climber, Spiral Step 66-72in	1

Item / Part Number	Description	Qty
S-1249-DGH	Climber, Inc. Geo-Wave 18-24in (H, DTG, L)	1
S-1298-6R5	Climber, Cord 72in	1
S-1309-2-R5	Half Walls (Pair) R5	7
S-1310-R5	Transition Wall	5
S-1314-R5L	Access Wall (Left)	1
S-1314-R5R	Access Wall (Right)	1
S-1362-13112-R5	Push-Out Barrier (w/ Seat)	1
S-1362-16132-R5	Push-Out Barrier (Bug Eye)	1
S-1362-16134-R5	Push-Out Barrier (Labyrinth)	1
S-1405-R-R5	Traverse, Horizontal Ladder (S-Shaped, Right)	1
S-1414	Lily Pad Step 12-18in	1
S-1414-6	Lily Pad Step 06in	1
S-1416-122R5	Traverse, Slider (122in)	1
S-1419-R5	Traverse, Disc	1
S-1500-60-2-DTG-R5	Crawl Tube, (60 Degree, DTG, L)	1
S-1511-R5	Bridge, Curved	2
S-1535-3DTD-V2	Climber, Crawl-Netix 36in (DTD, 36)	1
S-1600-R5G	Crawl Thru Panel	1
S-1604-R5G	Chime Panel	1
S-1615-R5G	Store Panel	1
S-1620-R5	Jump Panel	1
S-1625-2R5	Dual Driver Panel	1
S-1643-R5	Pilot Panel	1
S-1644-R5	Gear Panel	1
S-1654-R5	Door Panel	1
S-1660-R5	Panel Pal, Clown and Cowboy	1
S-1663-R5	Panel Pal, Maze	1
S-1706-S6L-R5	Slide, Twister Spiral 72in (L)	1
S-1709-6L-LL	Slide, Portal 72in (L-L, Left)	1
S-1709-6L-RR	Slide, Portal 72in (R-R, Right)	1
S-1709-9S-LSR	Slide, Portal 108in (L,S,R)	1
S-1709-9S-RSL	Slide, Portal 108in (R,S,L)	1
S-18031-R5	Metal Roof, Hex (Corrugated)	2
S-18061-R5	Metal Roof, Hex (Extended, Corrugated)	1
S-1910-36R5L	Talk Tube 30-36in (On Deck, Left)	1
S-1910-R5	Talk Tube (Post Mounted, Left)	1
S-1946-R5	Rocker	1
S-1947-R5	Tyke Tipper	1