

PC-2445-D-STD
TOP VIEW

ADA ACCESSIBILITY GUIDELINE - ADAAG CONFORMANCE

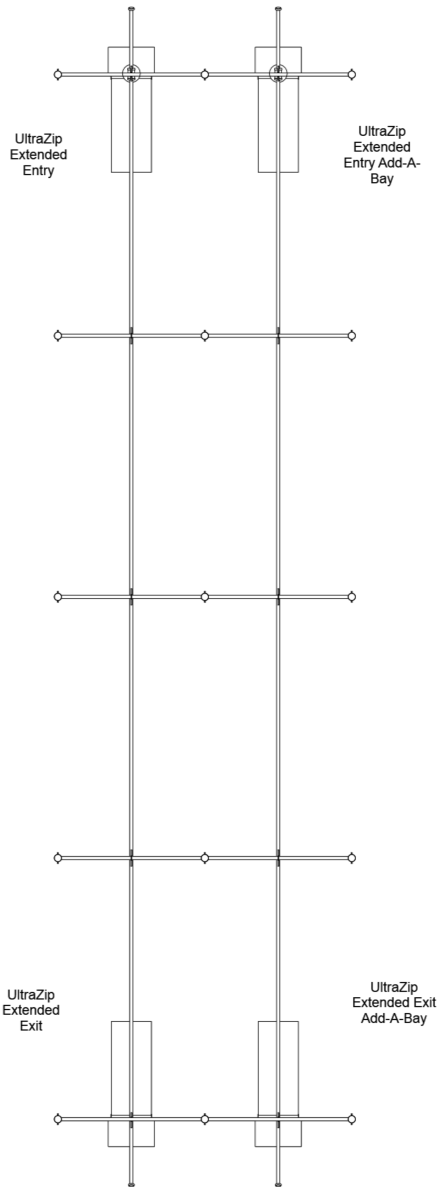
ELEVATED	ACCESSIBLE	RAMP ACCESSIBLE	GROUND	TYPES
0	0/0	0	4/0	1/0

FOR KIDS
AGES
5-12

GENERAL NOTES:

This conceptual plan is based on information provided prior to construction. Detailed site information, including the following, should be obtained, evaluated, and utilized in the final project design. Exact site dimensions, topography, existing utilities, soil conditions and drainage solutions.

WARNING: Accessible safety surfacing material is required beneath and around this equipment that has a critical height value (Fall Height) appropriate for the highest accessible part of this equipment. Refer to the CPSC'S Handbook For Public Playground Safety, Section 4: Surfacing.



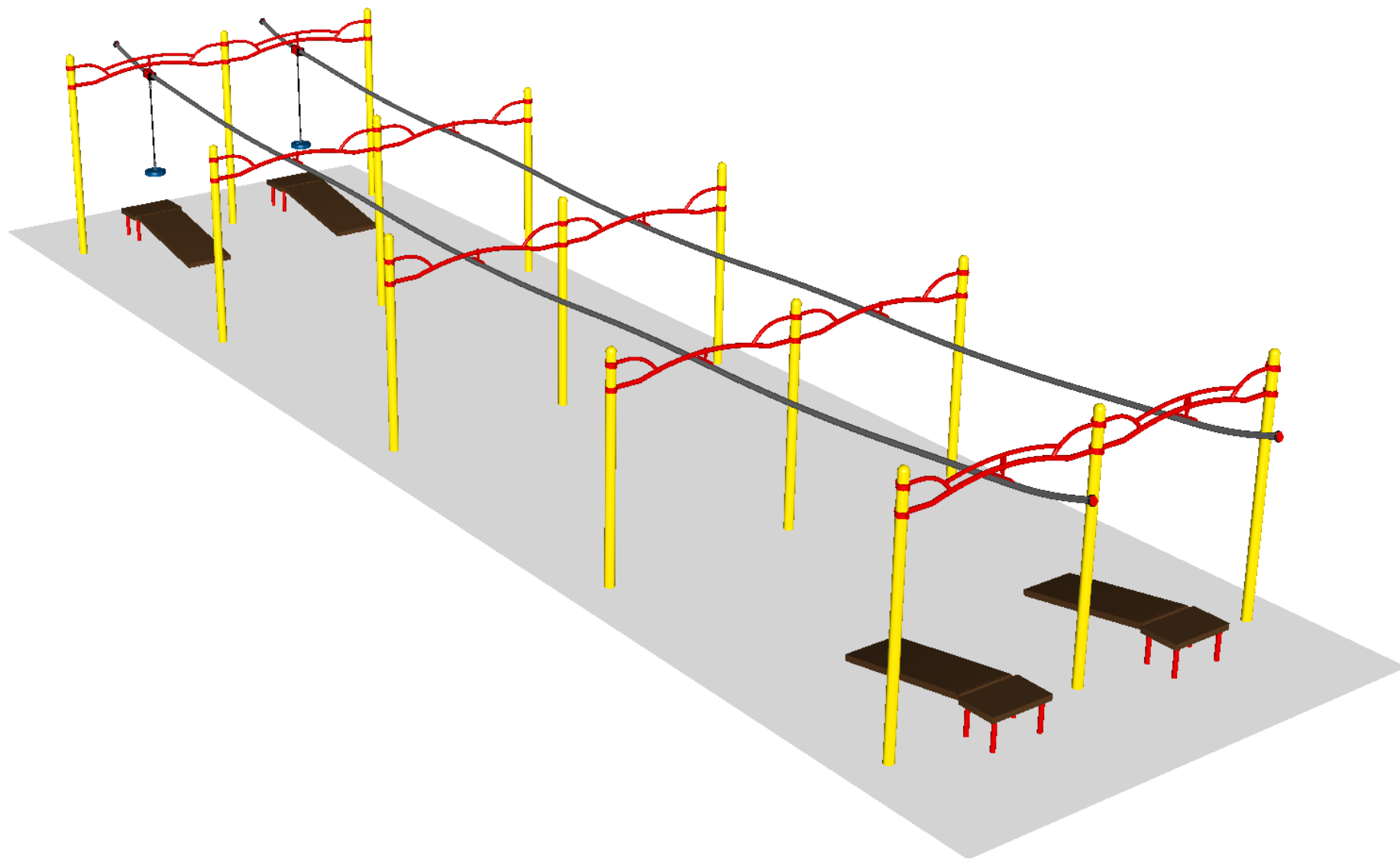
STRUCTURE#: PC2445DSTD
PROJECT#: PC-2445-D-STD
DATE: 9/21/2020 | DRAWN BY: Alyssa

MIN. USE ZONE: 31' x 85'

PLAYCRAFT REP:
Playcraft Direct, Inc.

PC-2445-D-STD
SW VIEW

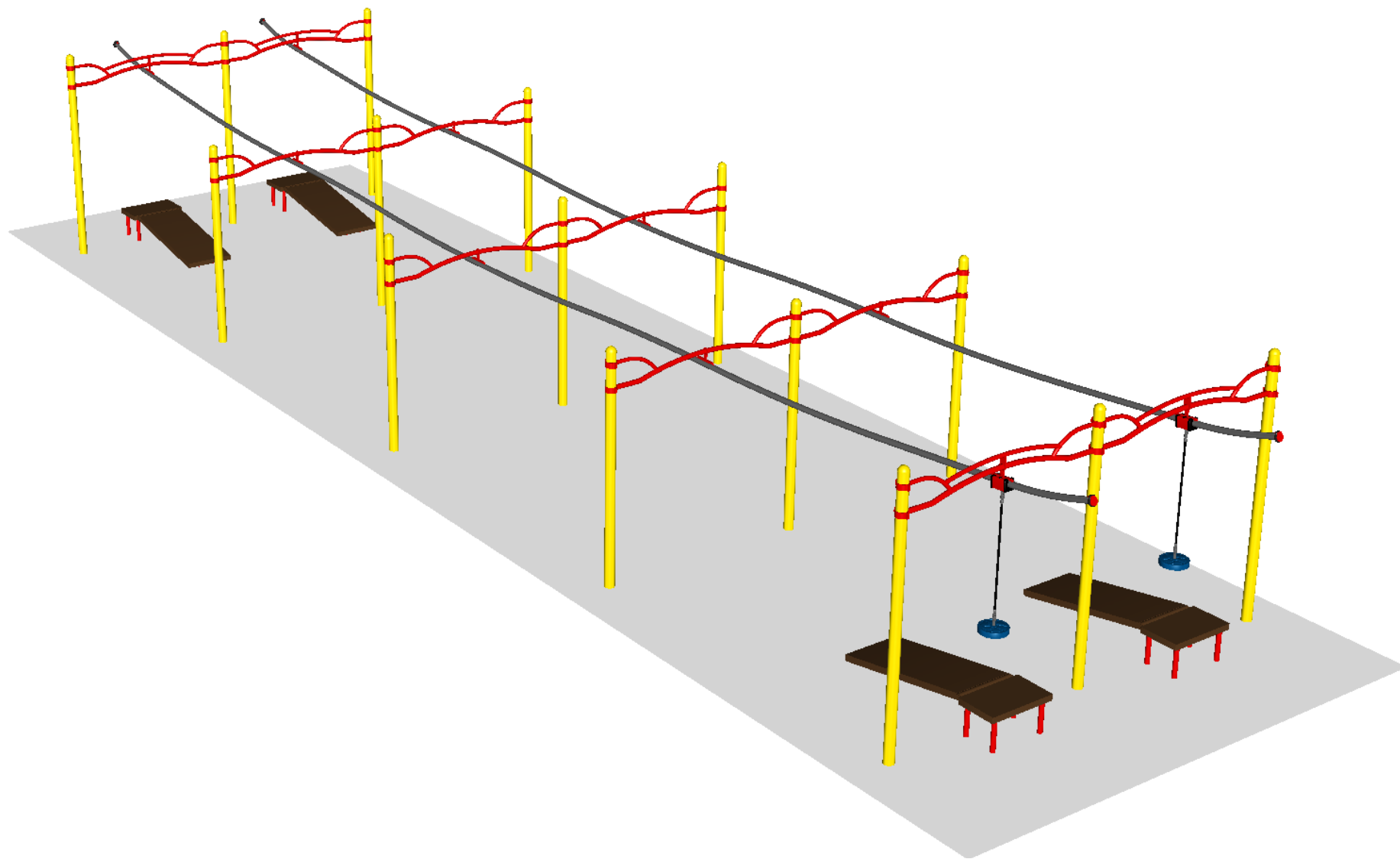
FOR KIDS
AGES
5-12



STRUCTURE#: PC2445DSTD
PROJECT#: PC-2445-D-STD
DATE: 9/21/2020 | DRAWN BY: Alyssa

PC-2445-D-STD
NE VIEW

FOR KIDS
AGES
5-12



STRUCTURE#: PC2445DSTD
PROJECT#: PC-2445-D-STD
DATE: 9/21/2020 | DRAWN BY: Alyssa



Bill of Materials

PC-2445-D-STD

Project# PC-2445-D-STD

9/21/2020

Item	Description	Quantity
PC-2445-D-STD		
S-1445-R5EXTE	UltraZip Exit (Extended)	1
S-1445-R5EXTE-AB	UltraZip Exit AB (Extended)	1
S-1445-R5STDE	UltraZip Entry (Extended)	1
S-1445-R5STDE-AB	UltraZip Entry AB (Extended)	1