

PC-2445-68-STD  
TOP VIEW

ADA ACCESSIBILITY GUIDELINE - ADAAG CONFORMANCE

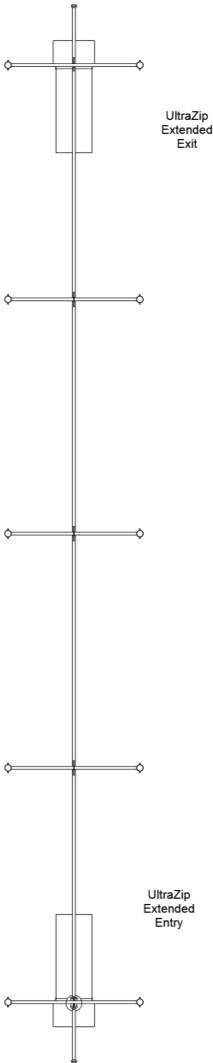
ELEVATED	ACCESSIBLE	RAMP ACCESSIBLE	GROUND	TYPES
0	0/0	0	2/0	1/0

FOR KIDS  
AGES  
5-12

GENERAL NOTES:

This conceptual plan is based on information provided prior to construction. Detailed site information, including the following, should be obtained, evaluated, and utilized in the final project design. Exact site dimensions, topography, existing utilities, soil conditions and drainage solutions.

WARNING: Accessible safety surfacing material is required beneath and around this equipment that has a critical height value (Fall Height) appropriate for the highest accessible part of this equipment. Refer to the CPSC'S Handbook For Public Playground Safety, Section 4: Surfacing.



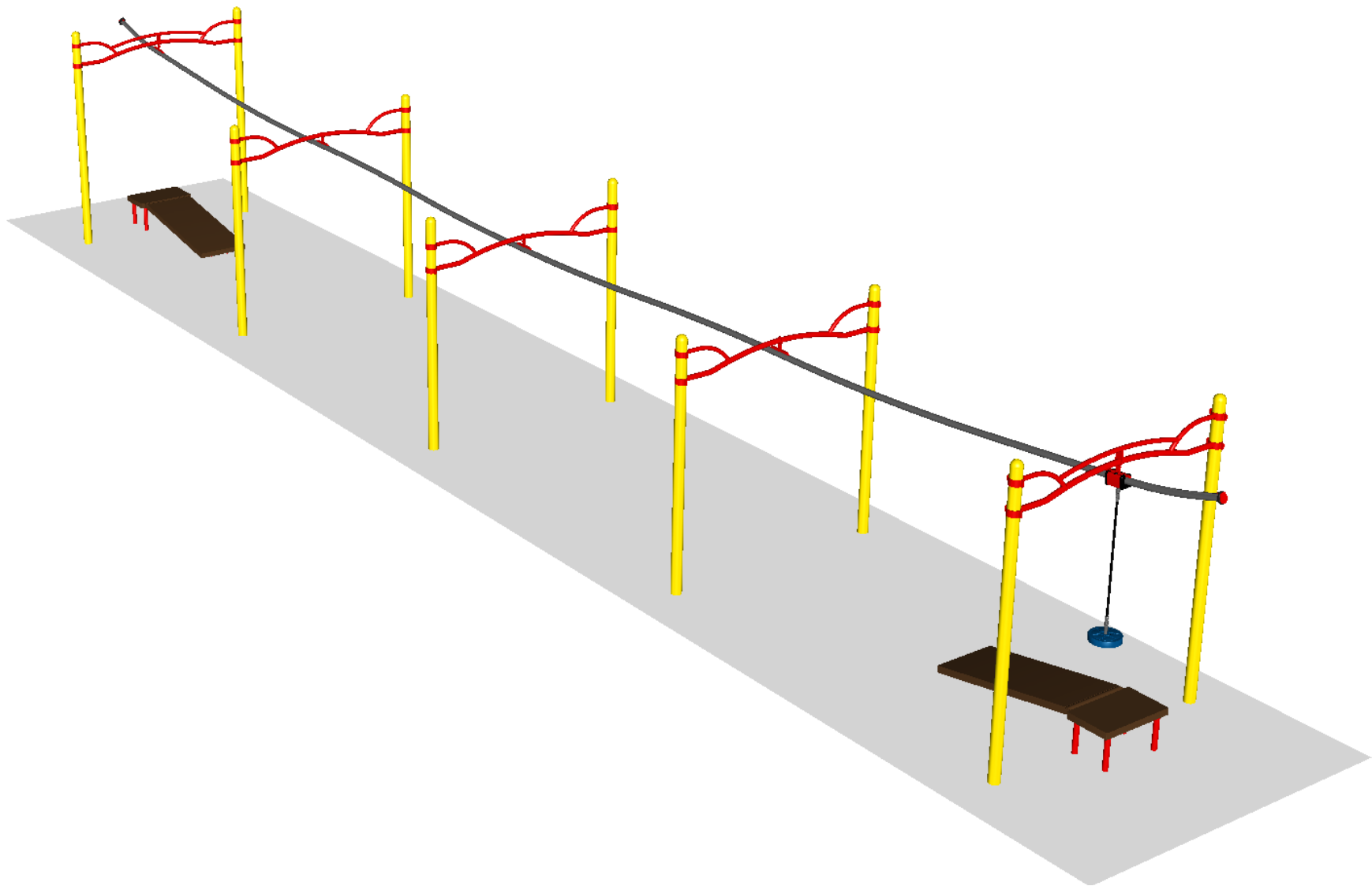
STRUCTURE#: PC244568STD  
PROJECT#: PC-2445-68-STD  
DATE: 9/21/2020 | DRAWN BY: Alyssa

MIN. USE ZONE: 22' x 85'

PLAYCRAFT REP:  
Playcraft Direct, Inc.

**PC-2445-68-STD**  
**SW VIEW**

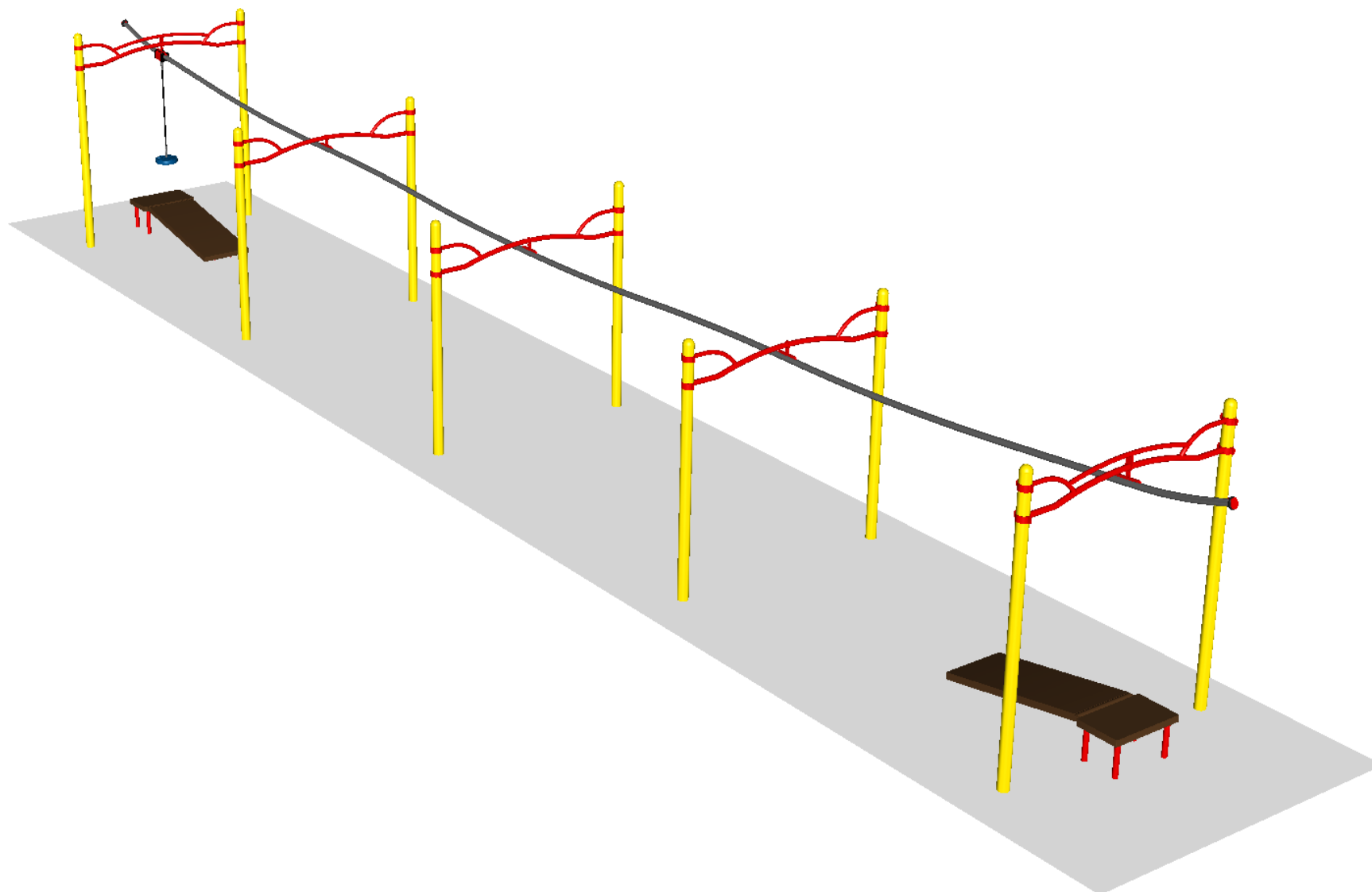
FOR KIDS  
AGES  
5-12



STRUCTURE#: PC244568STD  
PROJECT#: PC-2445-68-STD  
DATE: 9/21/2020 | DRAWN BY: Alyssa

**PC-2445-68-STD**  
**NE VIEW**

FOR KIDS  
AGES  
5-12



STRUCTURE#: PC244568STD  
PROJECT#: PC-2445-68-STD  
DATE: 9/21/2020 | DRAWN BY: Alyssa



## Bill of Materials

PC-2445-68-STD

Project# PC-2445-68-STD

9/21/2020

Item	Description	Quantity
PC-2445-68-STD		
S-1445-R5EXTE	UltraZip Exit (Extended)	1
S-1445-R5STDE	UltraZip Entry (Extended)	1