

PC-2445-68-ADA
TOP VIEW

ADA ACCESSIBILITY GUIDELINE - ADAAG CONFORMANCE

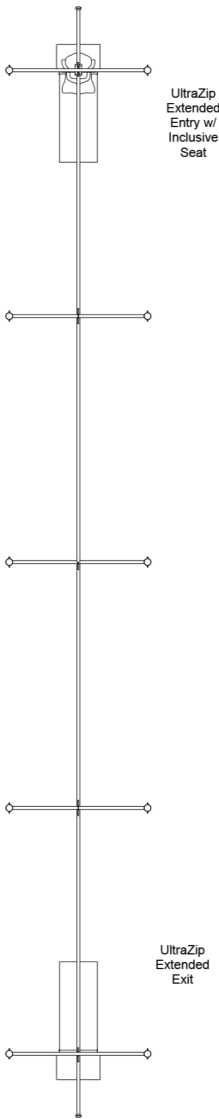
| ELEVATED | ACCESSIBLE | RAMP ACCESSIBLE | GROUND | TYPES |
|----------|------------|-----------------|--------|-------|
| 0 | 0/0 | 0 | 2/0 | 1/0 |

FOR KIDS
AGES
5-12

GENERAL NOTES:

This conceptual plan is based on information provided prior to construction. Detailed site information, including the following, should be obtained, evaluated, and utilized in the final project design. Exact site dimensions, topography, existing utilities, soil conditions and drainage solutions.

WARNING: Accessible safety surfacing material is required beneath and around this equipment that has a critical height value (Fall Height) appropriate for the highest accessible part of this equipment. Refer to the CPSC'S Handbook For Public Playground Safety, Section 4: Surfacing.



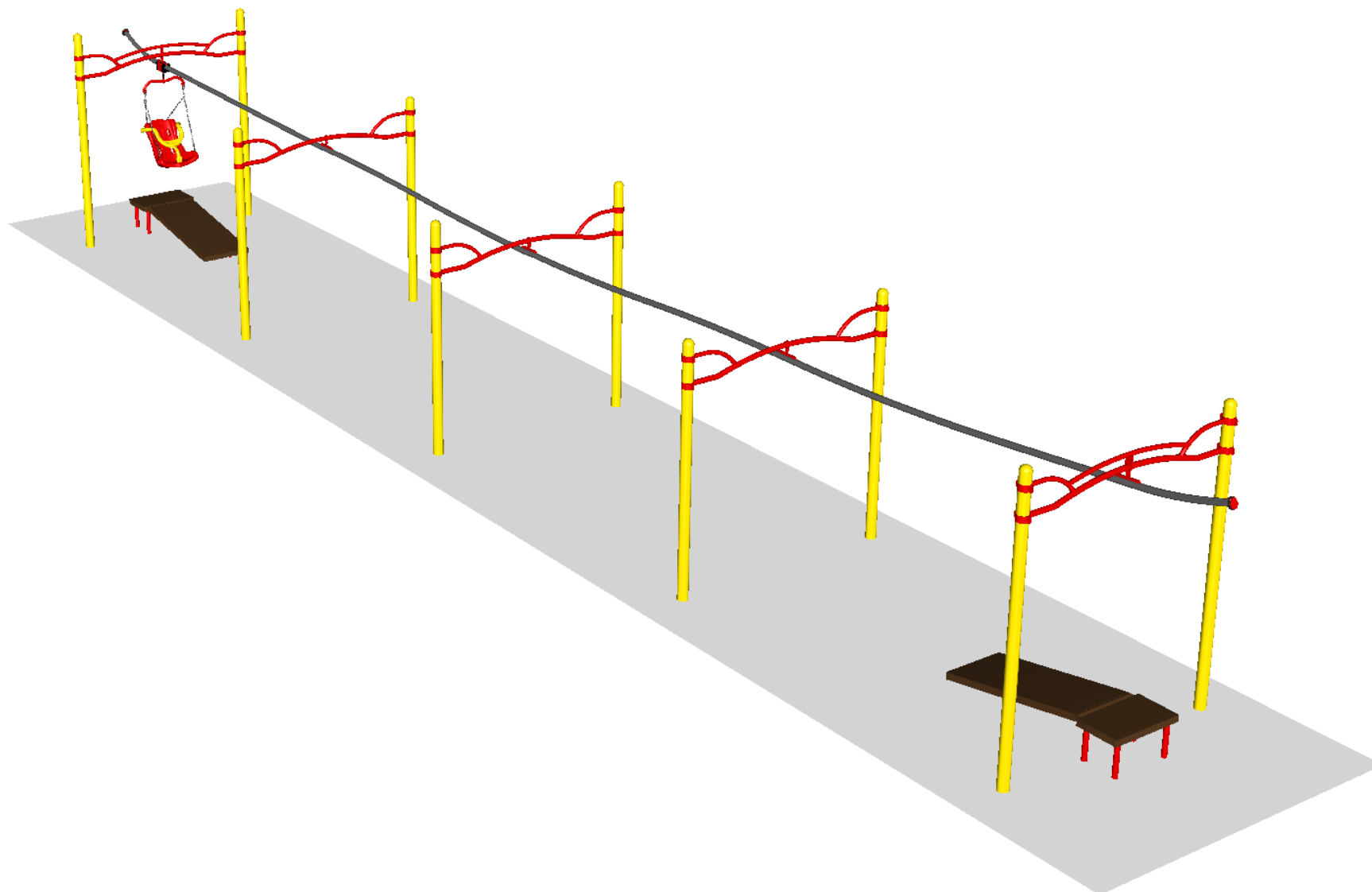
STRUCTURE#: PC244568ADA
PROJECT#: PC-2445-68-ADA
DATE: 9/21/2020 | DRAWN BY: Alyssa

MIN. USE ZONE: 22' x 85'

PLAYCRAFT REP:
Playcraft Direct, Inc.

PC-2445-68-ADA
SW VIEW

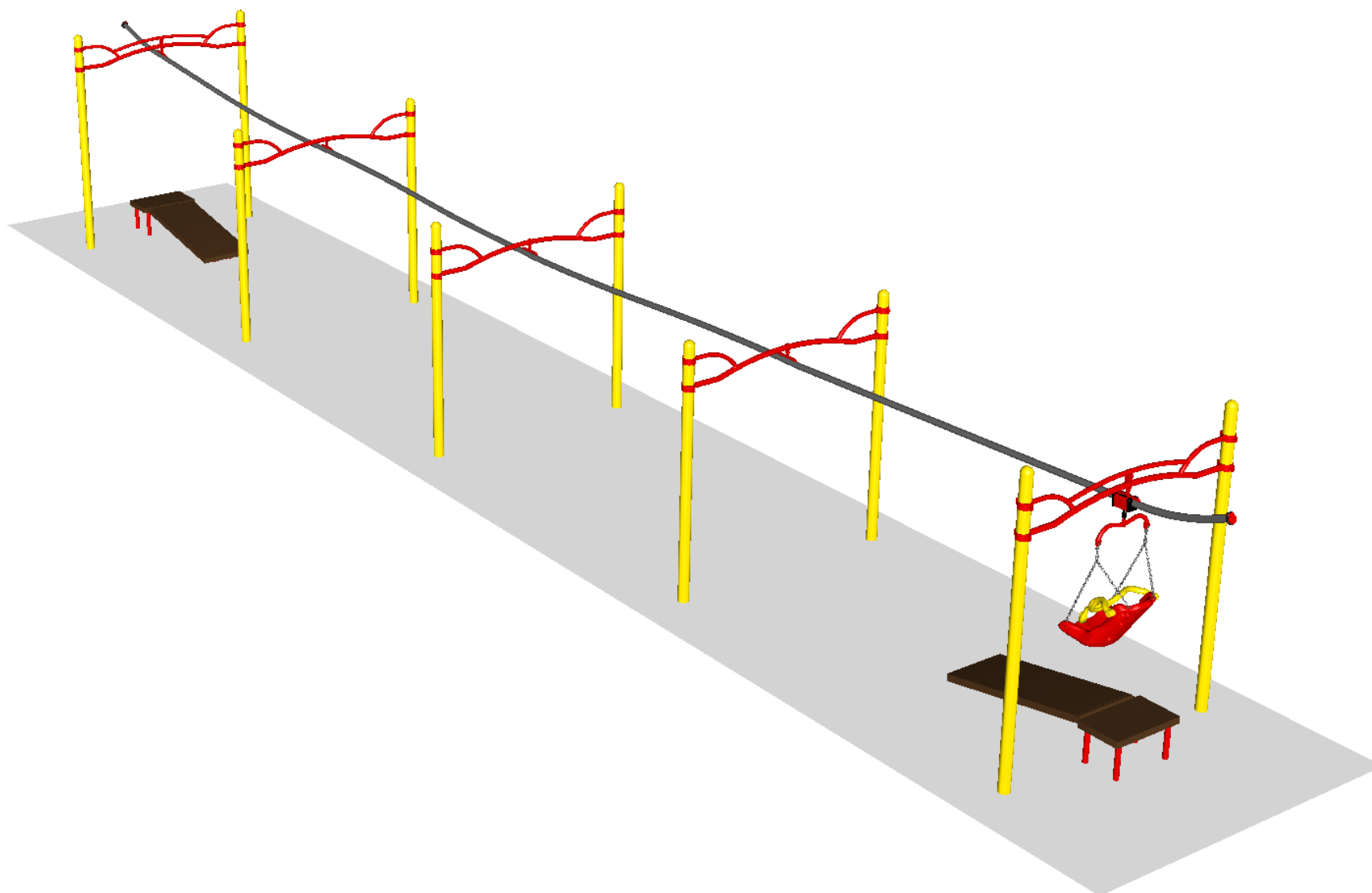
FOR KIDS
AGES
5-12



STRUCTURE#: PC244568ADA
PROJECT#: PC-2445-68-ADA
DATE: 9/21/2020 | DRAWN BY: Alyssa

PC-2445-68-ADA
NE VIEW

FOR KIDS
AGES
5-12



STRUCTURE#: PC244568ADA
PROJECT#: PC-2445-68-ADA
DATE: 9/21/2020 | DRAWN BY: Alyssa



Bill of Materials

PC-2445-68-ADA

Project# PC-2445-68-ADA

9/21/2020

| Item | Description | Quantity |
|----------------|-------------------------------|----------|
| PC-2445-68-ADA | | |
| S-1445-R5ADAE | UltraZip Entry (Extended) ADA | 1 |
| S-1445-R5EXTE | UltraZip Exit (Extended) | 1 |