

NF567B60A
TOP VIEW

ADA ACCESSIBILITY GUIDELINES - ADAAG CONFORMANCE

ELEVATED	ACCESSIBLE	RAMP ACCESSIBLE	GROUND	TYPES
8	5/4	0/0	3/3	2/3
CHILD CAPACITY	89	MAX FALL HEIGHT	96	

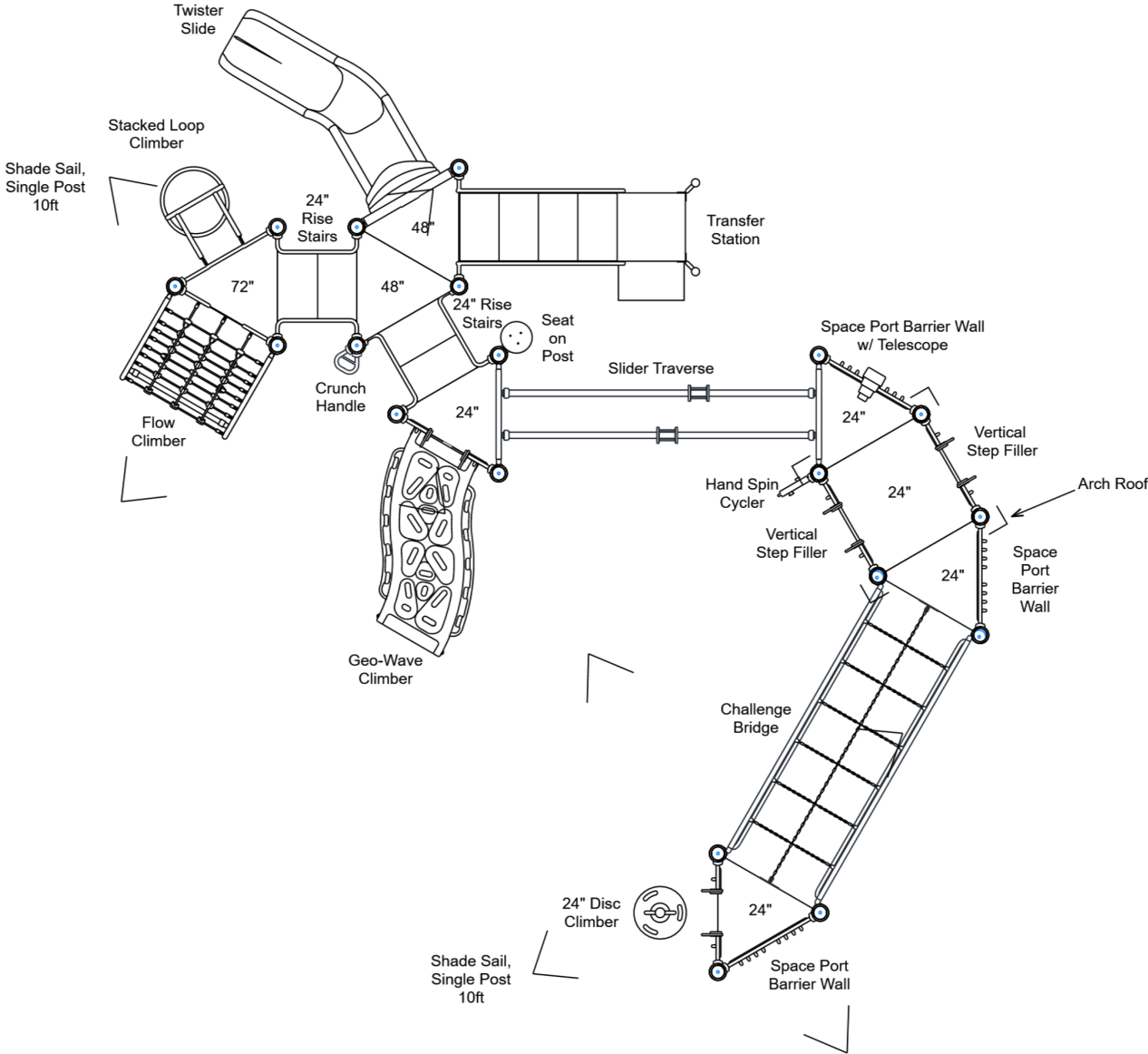
R5

FOR KIDS
AGES
5-12

GENERAL NOTES

This conceptual plan is based on information provided prior to construction. Detailed site information, including the following, should be obtained, evaluated, and utilized in the final project design. Exact site dimensions, topography, existing utilities, soil conditions and drainage solutions.

WARNING: Accessible safety surfacing material is required beneath and around this equipment that has a critical height value (Fall Height) appropriate for the highest accessible part of this equipment. Refer to the CPSC'S Handbook For Public Playground Safety, Section 4: Surfacing.



STRUCTURE # NF567B60A
PROJECT # NF567B60A
DATE 8/22/2025

Playcraft Direct, Inc.
MIN. USE ZONE 40' x 43' (12.069m x 13.014m)



NF567B60A
SITE PLAN

ADA ACCESSIBILITY GUIDELINES - ADAAG CONFORMANCE

ELEVATED	ACCESSIBLE	RAMP ACCESSIBLE	GROUND	TYPES
8	5/4	0/0	3/3	2/3

R5

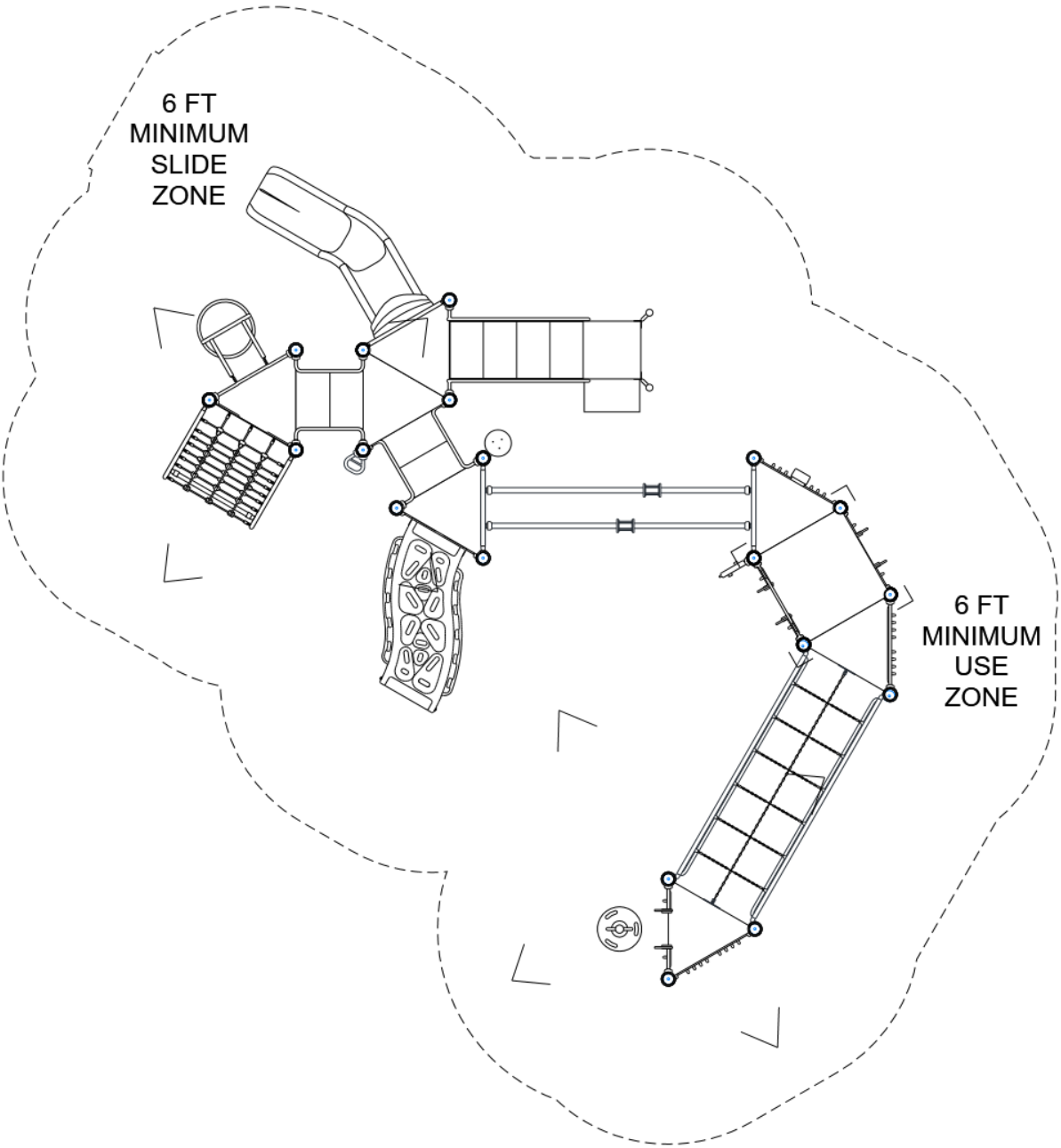
FOR KIDS
AGES
5-12

GENERAL NOTES

This Preliminary Site Plan is based on measurements that were provided in the initial planning phase. All dimensions must be verified prior to the submission of a purchase order. Playcraft Systems will not be held responsible for any discrepancies between actual dimensions and dimensions submitted in the planning phase.

The Minimum Use Zone for a play structure is based on the product design at the time of proposal. Components and structure designs may be subject to change which may affect dimensions. Therefore, before preparing the site, we strongly recommend obtaining final drawings from the factory (available after the order is placed and included in the Assembly Manual).

WARNING: Accessible safety surfacing material is required beneath and around this equipment that has a critical height value (Fall Height) appropriate for the highest accessible part of this equipment. Refer to the CPSC'S Handbook For Public Playground Safety, Section 4: Surfacing.



PROJECT # NF567B60A
DATE 8/22/2025

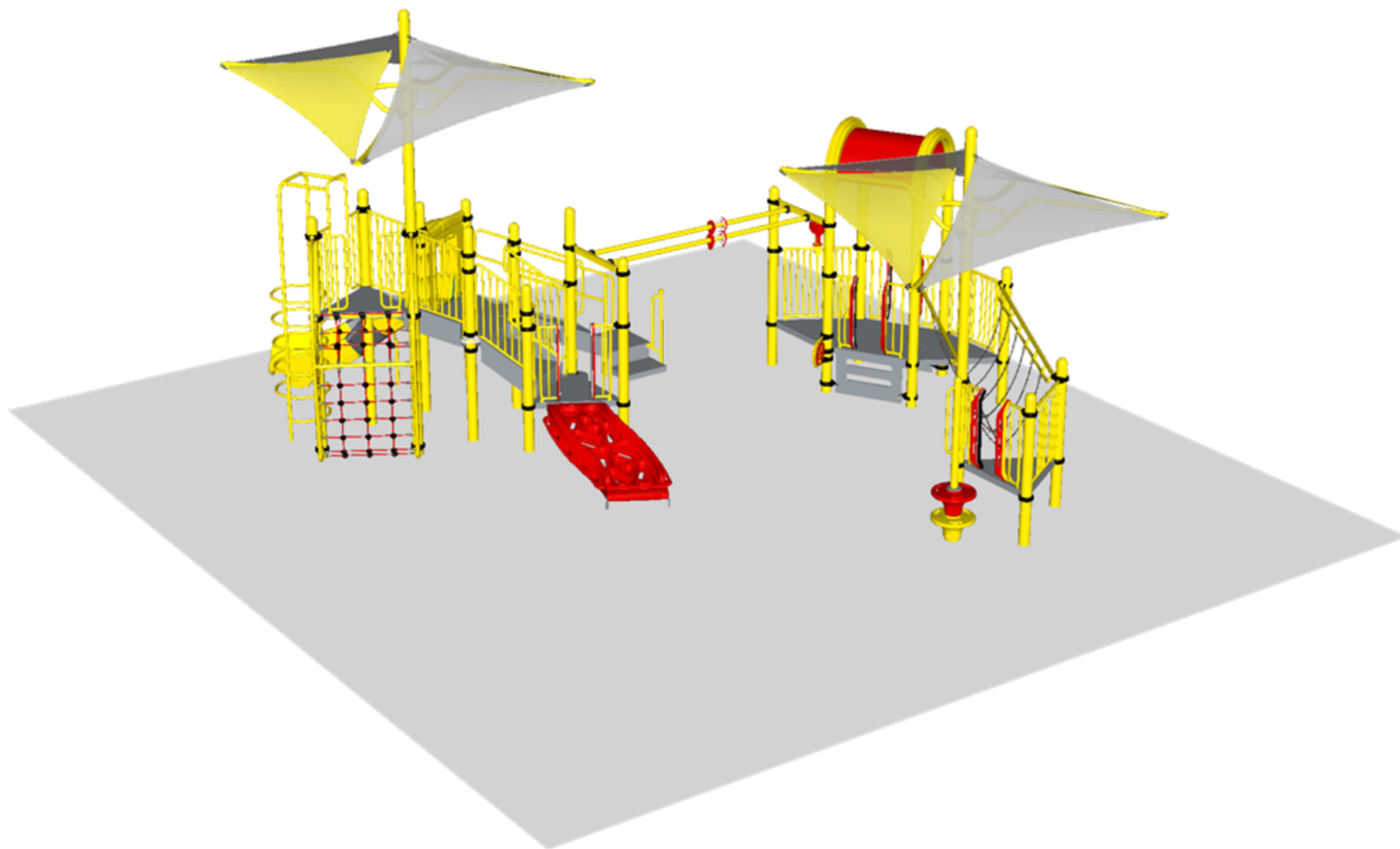
Playcraft Direct, Inc.
MIN. USE ZONE 40' x 43' (12.069m x 13.014m)



NF567B60A
SW VIEW

R5

FOR KIDS
AGES
5-12

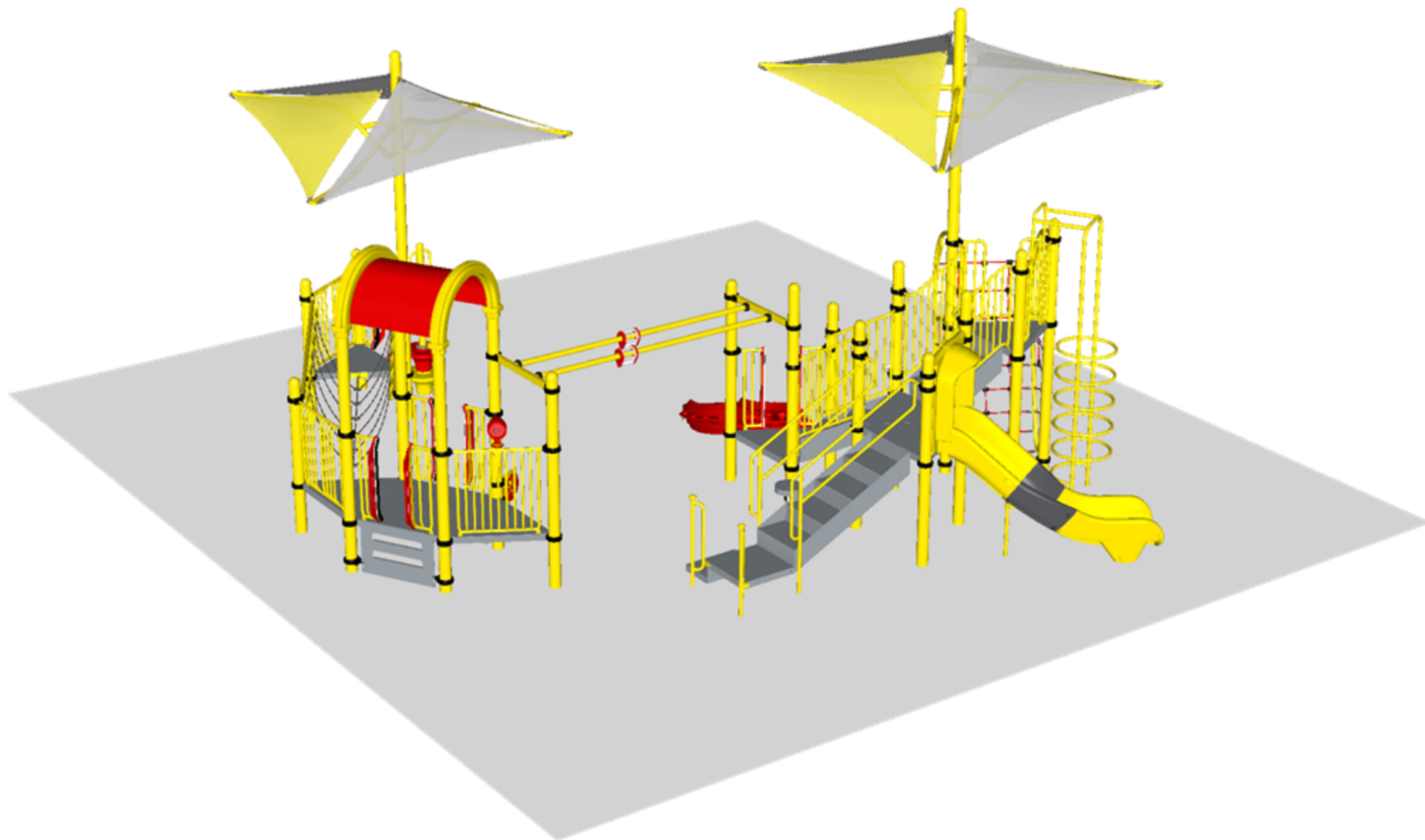


STRUCTURE # NF567B60A
PROJECT # NF567B60A
DATE 8/22/2025

NF567B60A
NE VIEW

R5

FOR KIDS
AGES
5-12



STRUCTURE # NF567B60A
PROJECT # NF567B60A
DATE 8/22/2025

NF567B60A
Project # NF567B60A

Date 8/22/2025

Item / Part Number	Description	Qty
[NF567B60A]		
HS-1004-R	Collars	60
GF-7002	Dome Cap, R5	15
S-1009-R5-09ft	Post, 09ft R5	3
S-1010-R5-10ft	Post, 10ft R5	1
S-1011-R5-11ft	Post, 11ft R5	4
S-1012-R5-12ft	Post, 12ft R5	7
S-1013-R5-13ft	Post, 13ft R5	2
S-1018-R5-18ft	Post, 18ft R5	1
S-1021-R5-21ft	Post, 21ft R5	1
S-1101-R5	Square Deck	1
S-1102-R5	Tri-Deck	7
S-1206-24R5	ADA Stairs, 24in Rise w/ Walls (Short)	2
S-1209-36-R5	Transfer Station, 48in-L	1
S-1211-24R5G	Climber, Vertical Step Filler 24in	2
S-1224-6R	Climber, Stacked Loop 66-72in	1
S-1233-2-HW	Climber, Disc 18-24in (w/ HW)	1
S-1249-DGH	Climber, Inc. Geo-Wave 18-24in (H, DTG, L)	1
S-1261-R5F	Climber, Flow	1
S-1309-2-R5	Half Walls (Pair) R5	1
S-1309-RSPC-R5	Space Port Half Walls (Pair)	4
S-1316-RE-R5	Roto Twister Entry Panel	1
S-13572-RSPC	Space Port Barrier Wall	2
S-13572-RSPC-T	Space Port Barrier Wall w/ Telescope	1
S-1416-122R5	Traverse, Slider (122in)	1
S-1513-R5	Bridge, Challenge	1
S-1710-4-L	Slide, Twister 48in (L)	1
S-18029-R5	Shade Sail, Single Post 10ft	2
S-1805-R5	Roof, Arch (LDPE/Steel)	1
S-1932-R5	Hand Spin Cyclor (Post Mounted)	1
S-1937-R5	Crunch Handle	1
S-1963-R5	Seat on Post	1