

R50BFA11A  
TOP VIEW

ADA ACCESSIBILITY GUIDELINES - ADAAG CONFORMANCE

ELEVATED	ACCESSIBLE	RAMP ACCESSIBLE	GROUND	TYPES
7	7/4	0/0	4/2	2/2
CHILD CAPACITY	68	MAX FALL HEIGHT	60	

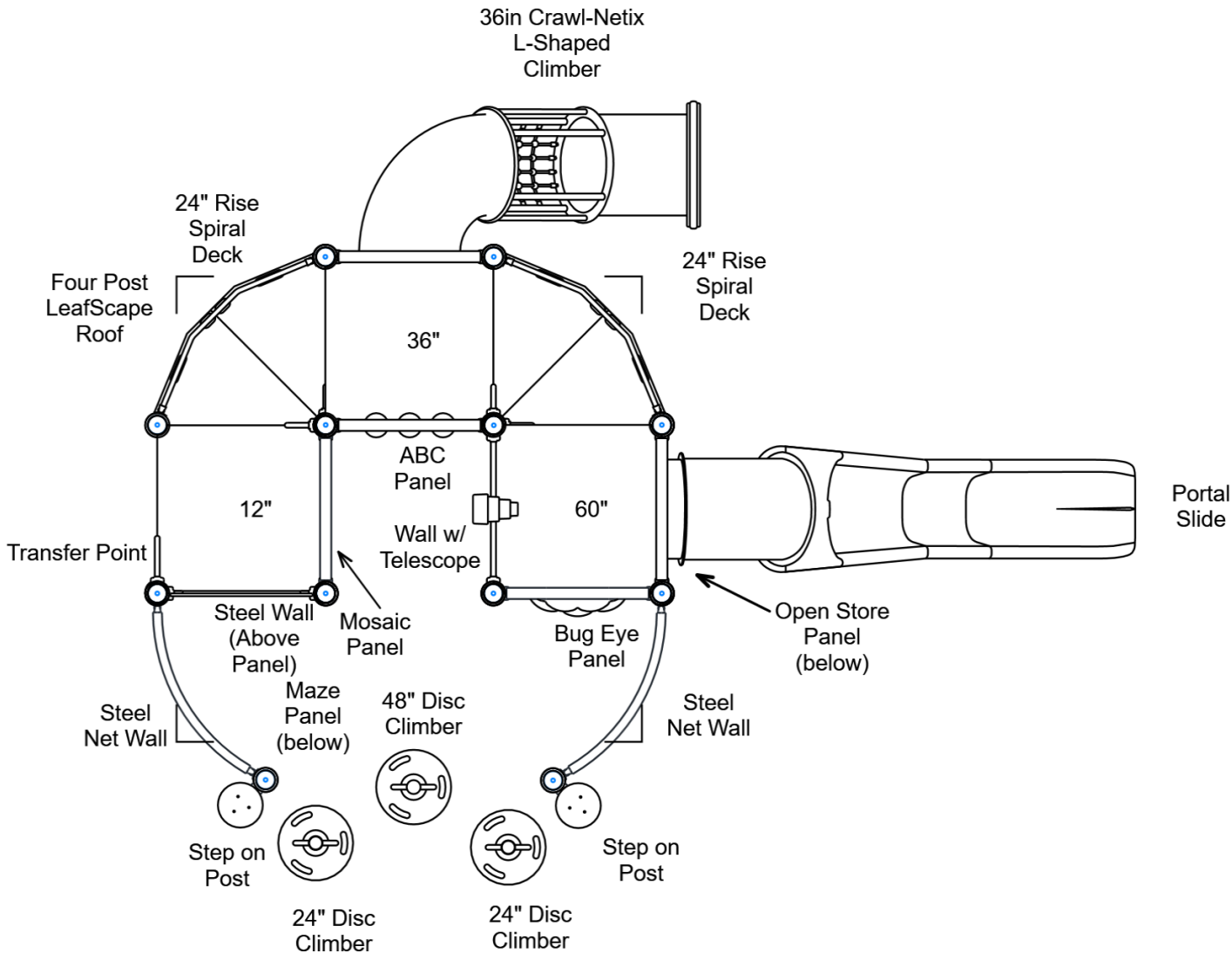
R5

FOR KIDS  
AGES  
2-5

GENERAL NOTES

This conceptual plan is based on information provided prior to construction. Detailed site information, including the following, should be obtained, evaluated, and utilized in the final project design. Exact site dimensions, topography, existing utilities, soil conditions and drainage solutions.

WARNING: Accessible safety surfacing material is required beneath and around this equipment that has a critical height value (Fall Height) appropriate for the highest accessible part of this equipment. Refer to the CPSC'S Handbook For Public Playground Safety, Section 4: Surfacing.



STRUCTURE # R50BFA11A  
PROJECT # R50BFA11A  
DATE 8/6/2025

Playcraft Direct, Inc.  
MIN. USE ZONE 35' x 30' (10.403m x 8.961m)



R50BFA11A  
SITE PLAN

ADA ACCESSIBILITY GUIDELINES - ADAAG CONFORMANCE

ELEVATED	ACCESSIBLE	RAMP ACCESSIBLE	GROUND	TYPES
7	7/4	0/0	4/2	2/2

R5

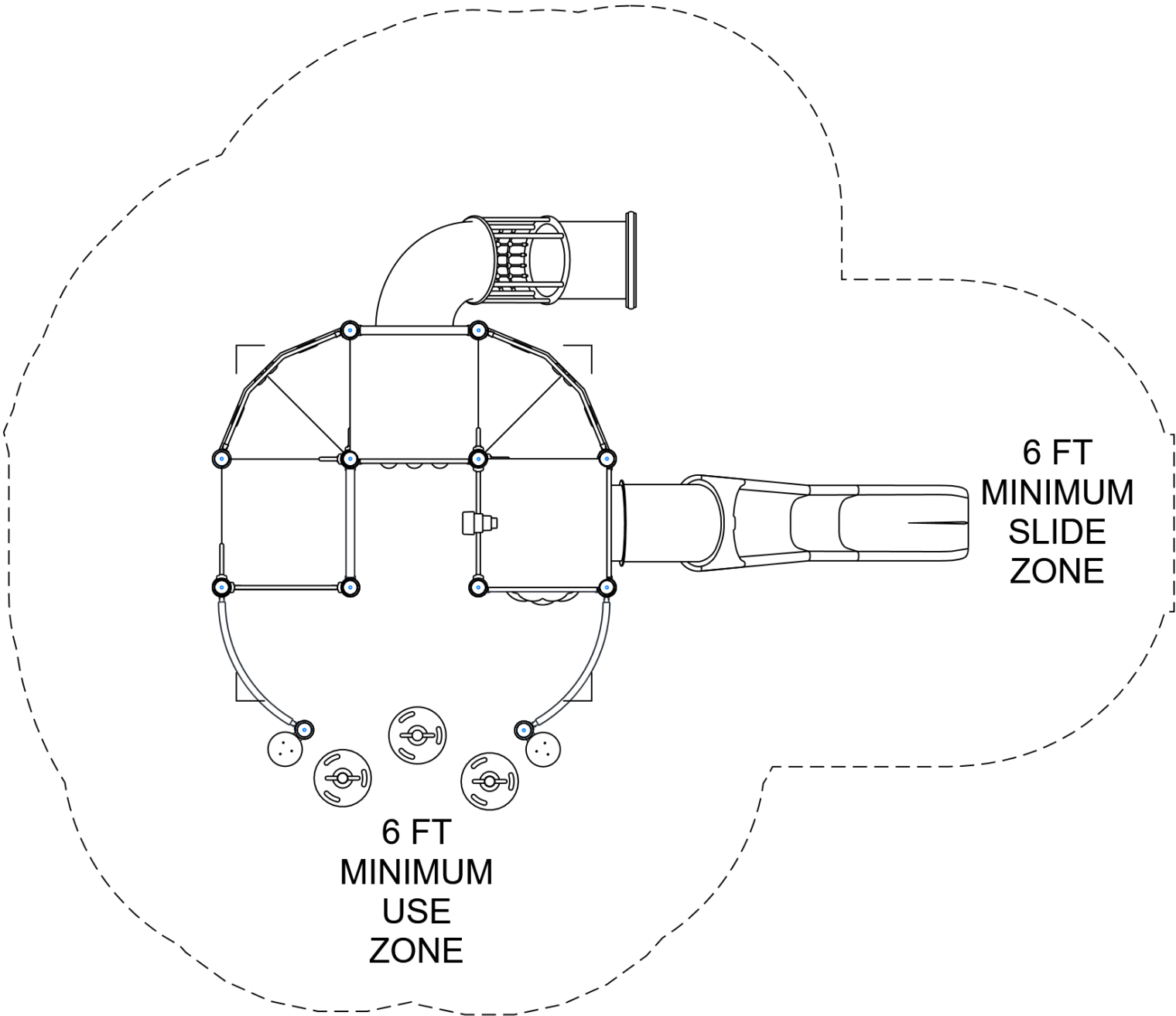
FOR KIDS  
AGES  
2-5

GENERAL NOTES

This Preliminary Site Plan is based on measurements that were provided in the initial planning phase. All dimensions must be verified prior to the submission of a purchase order. Playcraft Systems will not be held responsible for any discrepancies between actual dimensions and dimensions submitted in the planning phase.

The Minimum Use Zone for a play structure is based on the product design at the time of proposal. Components and structure designs may be subject to change which may affect dimensions. Therefore, before preparing the site, we strongly recommend obtaining final drawings from the factory (available after the order is placed and included in the Assembly Manual).

WARNING: Accessible safety surfacing material is required beneath and around this equipment that has a critical height value (Fall Height) appropriate for the highest accessible part of this equipment. Refer to the CPSC'S Handbook For Public Playground Safety, Section 4: Surfacing.



**R50BFA11A**  
**SW VIEW**

**R5**

FOR KIDS  
AGES  
2-5

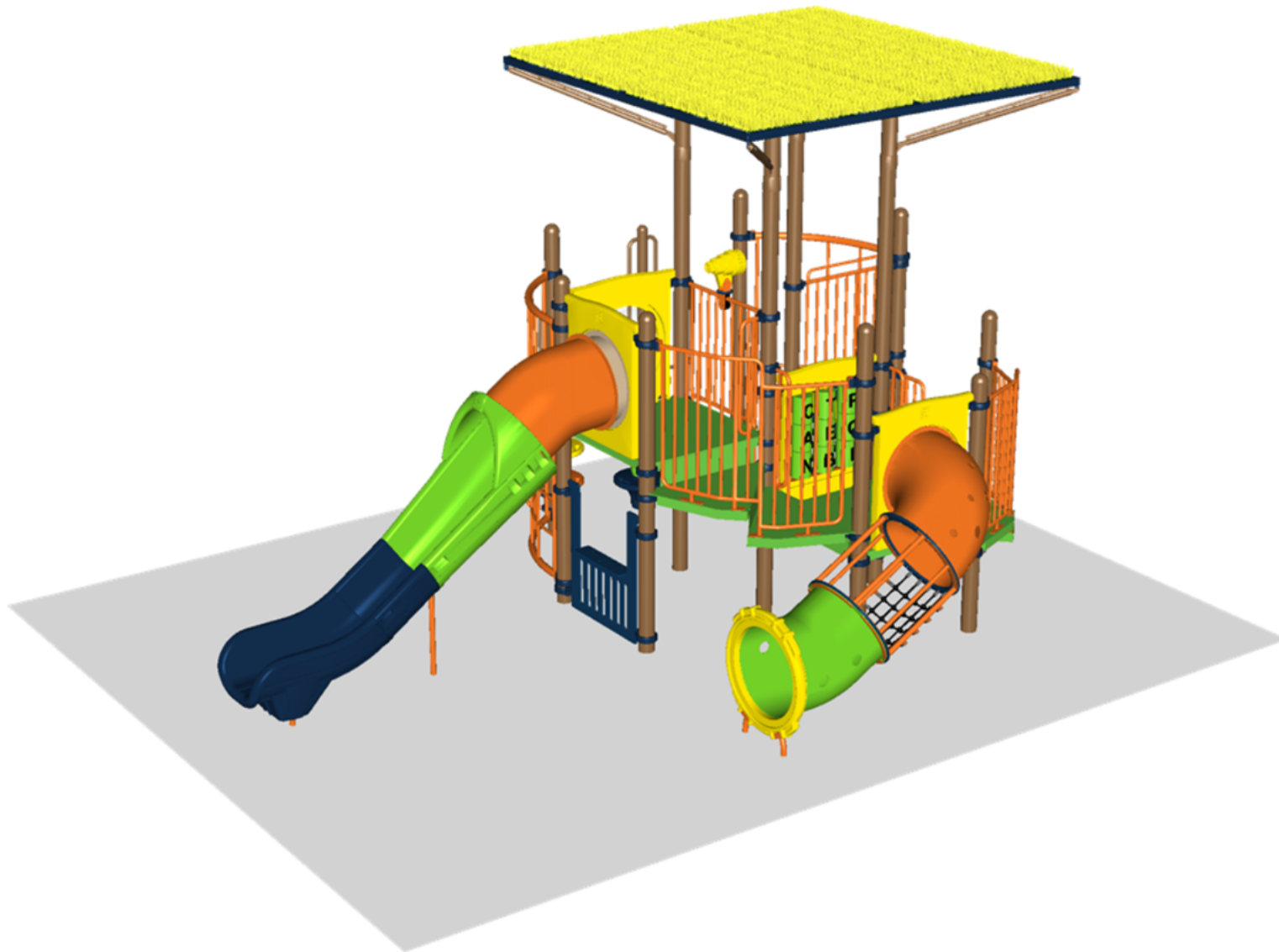


**STRUCTURE #** R50BFA11A  
**PROJECT #** R50BFA11A  
**DATE** 8/6/2025

**R50BFA11A**  
**NE VIEW**

**R5**

FOR KIDS  
AGES  
2-5



**STRUCTURE #** R50BFA11A  
**PROJECT #** R50BFA11A  
**DATE** 8/6/2025

**R50BFA11A**
**Project #** R50BFA11A

**Date** 8/6/2025

Item / Part Number	Description	Qty
<b>[R50BFA11A]</b>		
HS-1004-R	Collars	54
GF-7002	Dome Cap, R5	8
S-1010-R5-10ft	Post, 10ft R5	2
S-1012-R5-12ft	Post, 12ft R5	6
S-1015-R5-15ft	Post, 15ft R5	4
S-1101-R5	Square Deck	3
S-11021-R	Spiral Deck, (Right, 24in)	2
S-1233-2-MC	Climber, Disc 18-24in (MC)	2
S-1233-4-MC	Climber, Disc 42-48in (MC)	1
S-1301-1830-S-R5	Wall w/ Telescope	1
S-1301-36875R5	Steel Wall (Above Panel)	1
S-1309-R5	Transfer Point (Half Wall - Right)	1
S-1535-DTG-LL36	Climber, Crawl-Netix 36in (L-Shaped, DTG, L)	1
S-1607-R5	Maze Panel	1
S-1619-R5	ABC Panel	1
S-1632-R5	Bug Eye Panel	1
S-1645-R5G	Store Panel (Open)	1
S-1685-R5	Mosaic Panel	1
S-1709-5-S	Slide, Portal 60in (S)	1
S-1813-4P	Metal Roof, LeafScape (4 Post)	1
S-1953-R5	Net Wall, Steel (Curved)	2
S-1963-R5	Seat on Post	2