

NF5CE2AAA
TOP VIEW

ADA ACCESSIBILITY GUIDELINES - ADAAG CONFORMANCE

ELEVATED	ACCESSIBLE	RAMP ACCESSIBLE	GROUND	TYPES
10	5/5	0/0	5/3	3/3
CHILD CAPACITY	85	MAX FALL HEIGHT	96	

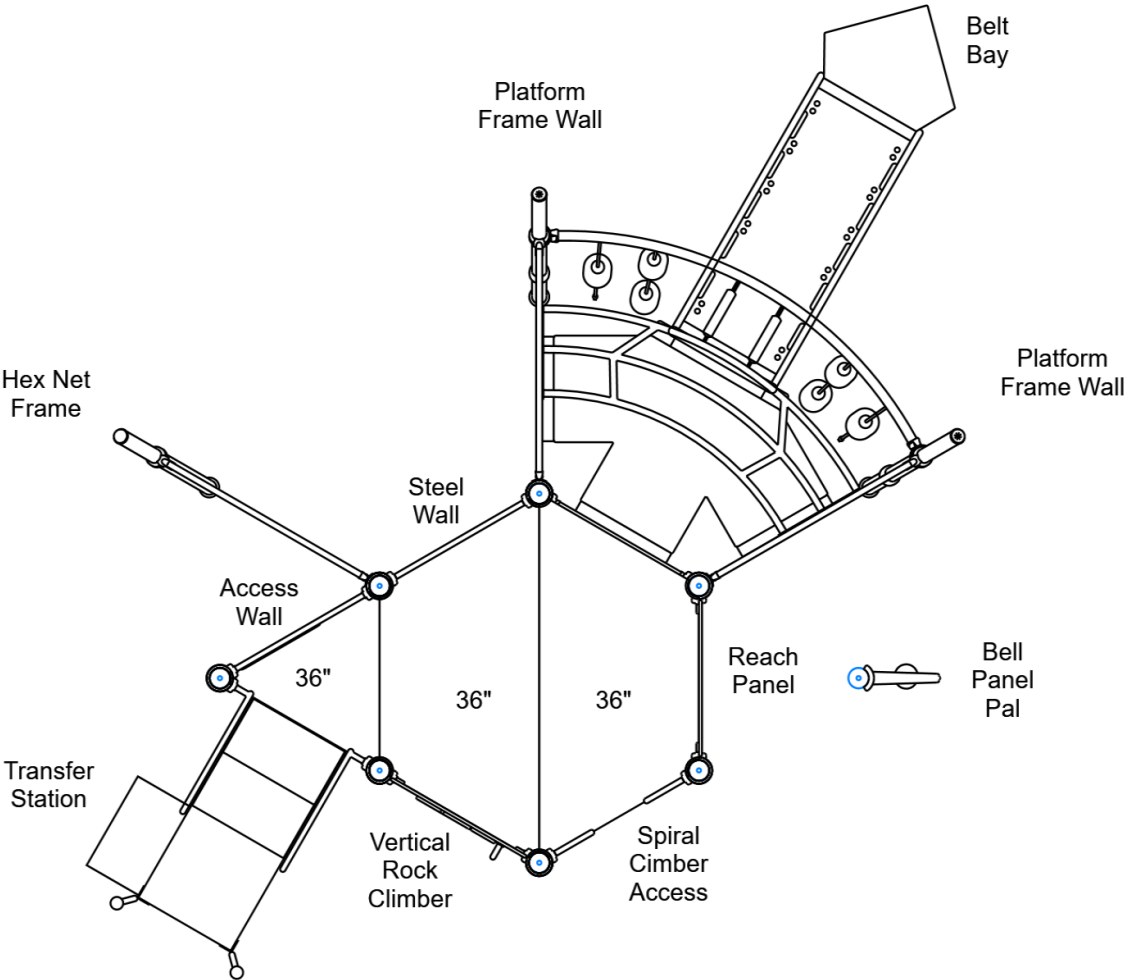
R5

FOR KIDS
AGES
5-12

GENERAL NOTES

This conceptual plan is based on information provided prior to construction. Detailed site information, including the following, should be obtained, evaluated, and utilized in the final project design. Exact site dimensions, topography, existing utilities, soil conditions and drainage solutions.

WARNING: Accessible safety surfacing material is required beneath and around this equipment that has a critical height value (Fall Height) appropriate for the highest accessible part of this equipment. Refer to the CPSC'S Handbook For Public Playground Safety, Section 4: Surfacing.



STRUCTURE # NF5CE2AAA
PROJECT # NF5CE2AAA
DATE 8/6/2025

Playcraft Direct, Inc.
MIN. USE ZONE 30' x 41' (9.102m x 12.437m)



NF5CE2AAA
TOP VIEW

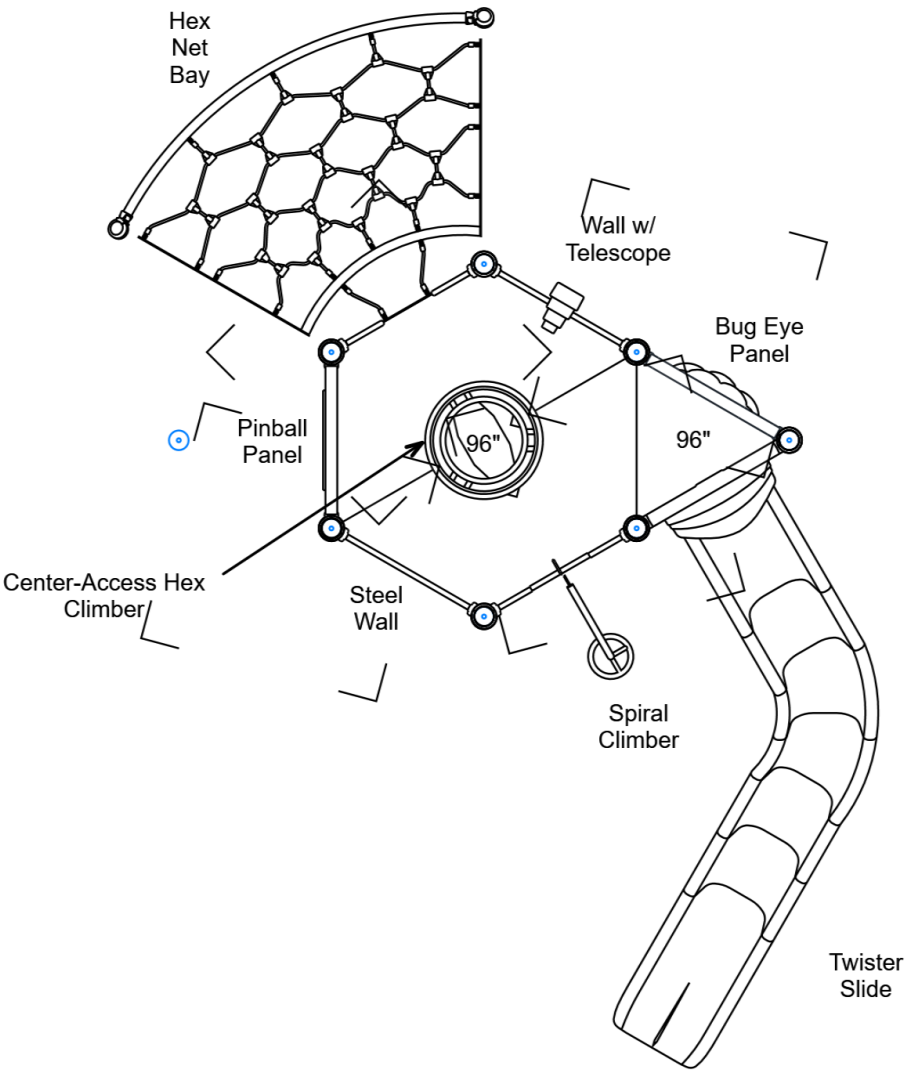
ADA ACCESSIBILITY GUIDELINES - ADAAG CONFORMANCE

ELEVATED	ACCESSIBLE	RAMP ACCESSIBLE	GROUND	TYPES
10	5/5	0/0	5/3	3/3
CHILD CAPACITY	85	MAX FALL HEIGHT	96	

R5

FOR KIDS
AGES
5-12

(4) Single
Post
LeafScape
Roofs



GENERAL NOTES

This conceptual plan is based on information provided prior to construction. Detailed site information, including the following, should be obtained, evaluated, and utilized in the final project design. Exact site dimensions, topography, existing utilities, soil conditions and drainage solutions.

WARNING: Accessible safety surfacing material is required beneath and around this equipment that has a critical height value (Fall Height) appropriate for the highest accessible part of this equipment. Refer to the CPSC'S Handbook For Public Playground Safety, Section 4: Surfacing.

STRUCTURE # NF5CE2AAA
PROJECT # NF5CE2AAA
DATE 8/6/2025

Playcraft Direct, Inc.
MIN. USE ZONE 30' x 41' (9.102m x 12.437m)



NF5CE2AAA
SITE PLAN

ADA ACCESSIBILITY GUIDELINES - ADAAG CONFORMANCE

ELEVATED	ACCESSIBLE	RAMP ACCESSIBLE	GROUND	TYPES
10	5/5	0/0	5/3	3/3

R5

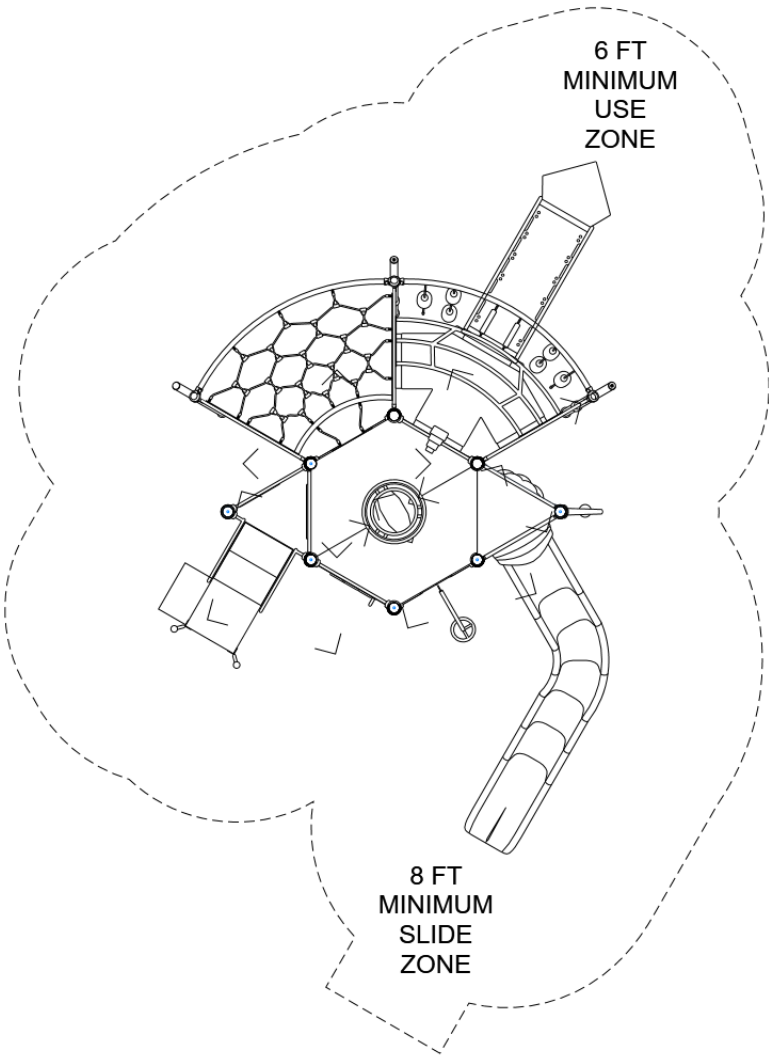
FOR KIDS
AGES
5-12

GENERAL NOTES

This Preliminary Site Plan is based on measurements that were provided in the initial planning phase. All dimensions must be verified prior to the submission of a purchase order. Playcraft Systems will not be held responsible for any discrepancies between actual dimensions and dimensions submitted in the planning phase.

The Minimum Use Zone for a play structure is based on the product design at the time of proposal. Components and structure designs may be subject to change which may affect dimensions. Therefore, before preparing the site, we strongly recommend obtaining final drawings from the factory (available after the order is placed and included in the Assembly Manual).

WARNING: Accessible safety surfacing material is required beneath and around this equipment that has a critical height value (Fall Height) appropriate for the highest accessible part of this equipment. Refer to the CPSC'S Handbook For Public Playground Safety, Section 4: Surfacing.



NF5CE2AAA
SW VIEW

R5

FOR KIDS
AGES
5-12



STRUCTURE # NF5CE2AAA
PROJECT # NF5CE2AAA
DATE 8/6/2025

NF5CE2AAA
NE VIEW

R5

FOR KIDS
AGES
5-12



STRUCTURE # NF5CE2AAA
PROJECT # NF5CE2AAA
DATE 8/6/2025

NF5CE2AAA

Project # NF5CE2AAA

Date 8/6/2025

Item / Part Number	Description	Qty
[NF5CE2AAA]		
HS-1004-R	Collars	52
HS-1004-R35	Collars R35	10
GF-7002	Dome Cap, R5	4
S-1011-R5-11ft	Post, 11ft R5	1
S-1015-R5-15ft	Post, 15ft R5	3
S-1018-R5-18ft	Post, 18ft R5	2
S-1019-R5-19ft	Post, 19ft R5	1
S-1020-R5-20ft	Post, 20ft R5	1
S-1102-R5	Tri-Deck	2
S-1106-R5	Hex Deck, Half (4 Post)	2
S-1209-24-R5	Transfer Station, 36in-L	1
S-1223-8R	Climber, Spiral 90-96in	1
S-1237-3R5	Climber, Vertical Rock 30-36in	1
S-12891-DD5-HEX	Center Access Hex Deck (DTD, 60in)	1
S-1301-1830-S-R5	Wall w/ Telescope	1
S-1301-60R5	Wall, Steel 55in (60in gap)	1
S-1301-R5	Wall, Steel 36in (Standard)	1
S-1309-2-R5	Half Walls (Pair) R5	2
S-1310-R5	Transition Wall	1
S-1314-R5L	Access Wall (Left)	1
S-1316-RE-R5	Roto Twister Entry Panel	1
S-1631-R5	Pinball Panel	1
S-1632-R5	Bug Eye Panel	1
S-1655-3R5	Reach Panel, 36in	1
S-1661-R5	Panel Pal, Bell	1
S-1710-8-SRRSS	Slide, Twister 96in (S-R-R-S-S)	1
S-1813-1P	Metal Roof, LeafScape	4
S-5104	Hex Net Frame	1
S-5105	Platform Frame Wall	2
S-5201-DL	Hex Net Bay (Deck)	1
S-5207	Belt Bay	1