

R5038A82A TOP VIEW

ADA ACCESSIBILITY GUIDELINE - ADAAG CONFORMANCE

ELEVATED	ACCESSIBLE	RAMP ACCESSIBLE	GROUND	TYPES
52	43/13	26/13	4/0	4/5

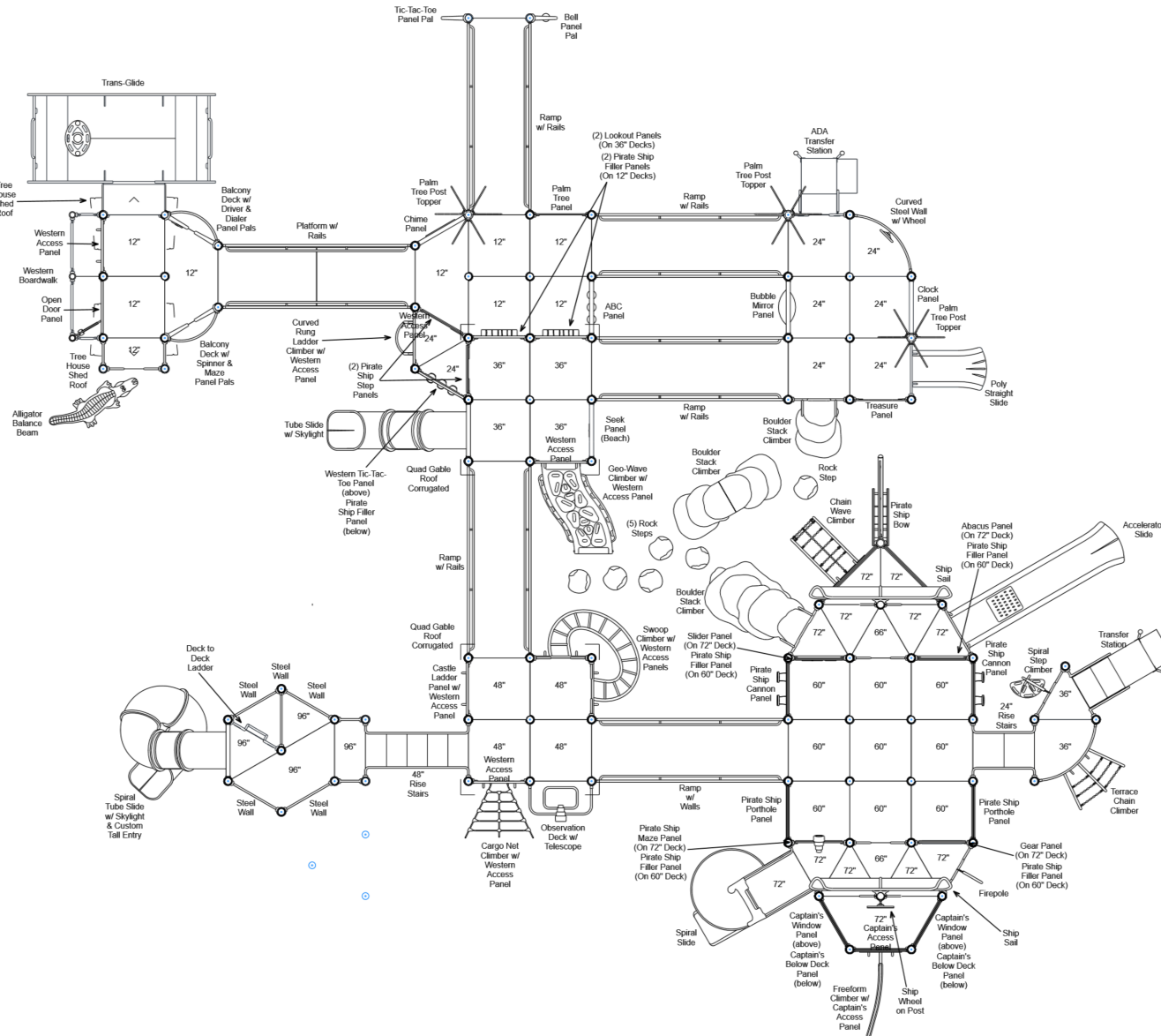
R5

FOR KIDS
AGES
5-12

GENERAL NOTES:

This conceptual plan is based on information provided prior to construction. Detailed site information, including the following, should be obtained, evaluated, and utilized in the final project design. Exact site dimensions, topography, existing utilities, soil conditions and drainage solutions.

WARNING: Accessible safety surfacing material is required beneath and around this equipment that has a critical height value (Fall Height) appropriate for the highest accessible part of this equipment. Refer to the CPSC's Handbook For Public Playground Safety, Section 4: Surfacing.



STRUCTURE#: R5038A82A

PROJECT#: R5038A82A

DATE: 8/19/2020 | DRAWN BY: Connor

MIN. USE ZONE: 87' x 70'

PLAYCRAFT REP:

Playcraft Direct, Inc.



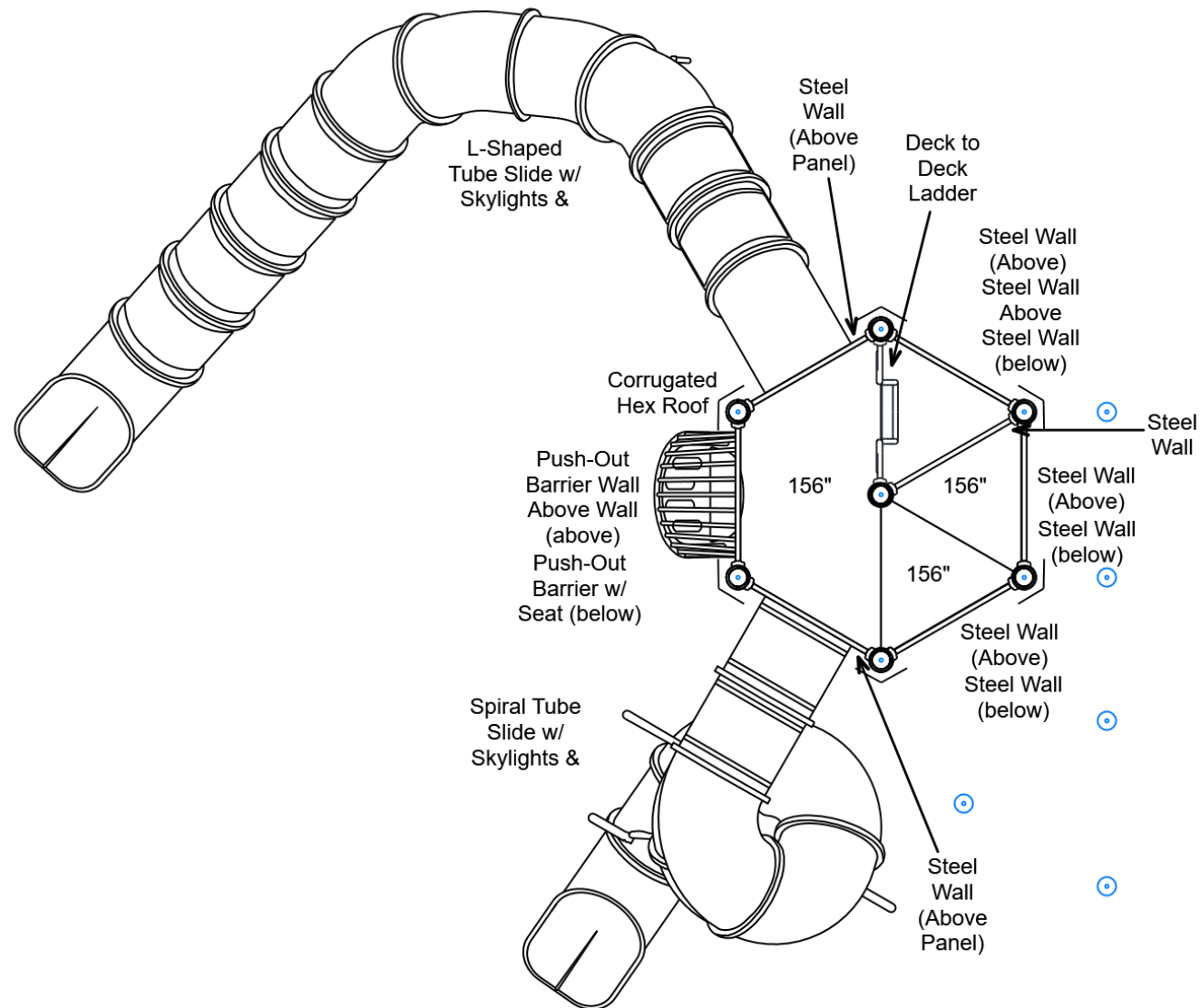
TOP VIEW

ELEVATED	ACCESSIBLE	RAMP ACCESSIBLE	GROUND	TYPES
52	43/13	26/13	4/0	4/5

FOR KIDS
AGES
5-12

This conceptual plan is based on information provided prior to construction. Detailed site information, including the following, should be obtained, evaluated, and utilized in the final project design. Exact site dimensions, topography, existing utilities, soil conditions and drainage solutions.

WARNING: Accessible safety surfacing material is required beneath and around this equipment that has a critical height value (Fall Height) appropriate for the highest accessible part of this equipment. Refer to the CPSC'S Handbook For Public Playground Safety, Section 4: Surfacing.

**Playcraft Direct, Inc.**

R5038A82A TOP VIEW

ADA ACCESSIBILITY GUIDELINE - ADAAG CONFORMANCE

ELEVATED	ACCESSIBLE	RAMP ACCESSIBLE	GROUND	TYPES
52	43/13	26/13	4/0	4/5

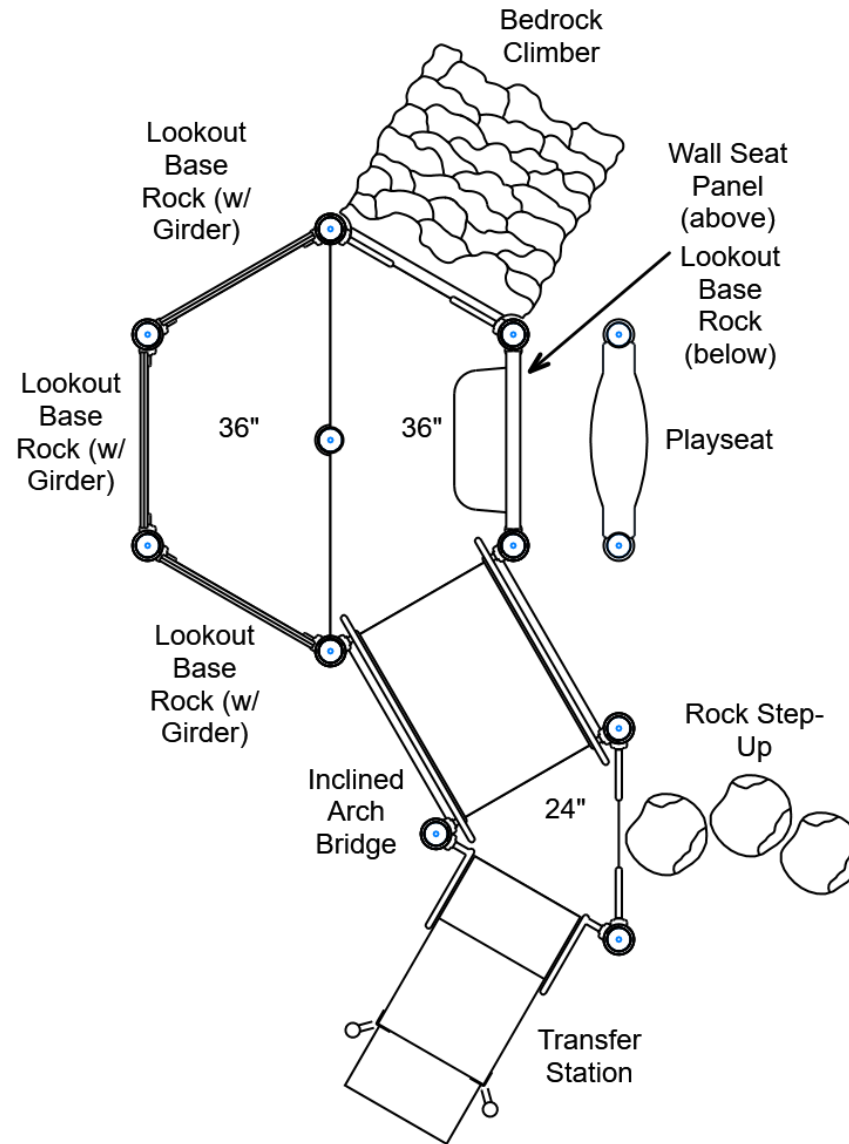
R5

FOR KIDS
AGES
5-12

GENERAL NOTES:

This conceptual plan is based on information provided prior to construction. Detailed site information, including the following, should be obtained, evaluated, and utilized in the final project design. Exact site dimensions, topography, existing utilities, soil conditions and drainage solutions.

WARNING: Accessible safety surfacing material is required beneath and around this equipment that has a critical height value (Fall Height) appropriate for the highest accessible part of this equipment. Refer to the CPSC'S Handbook For Public Playground Safety, Section 4: Surfacing.



STRUCTURE#: R5038A82A

PROJECT#: R5038A82A

DATE: 8/19/2020 | DRAWN BY: Connor

MIN. USE ZONE: 87' x 70'

PLAYCRAFT REP:

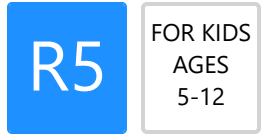
Playcraft Direct, Inc.



R5038A82A SITE PLAN

ADA ACCESSIBILITY GUIDELINE - ADAAG CONFORMANCE

ELEVATED	ACCESSIBLE	RAMP ACCESSIBLE	GROUND	TYPES
52	43/13	26/13	4/0	4/0

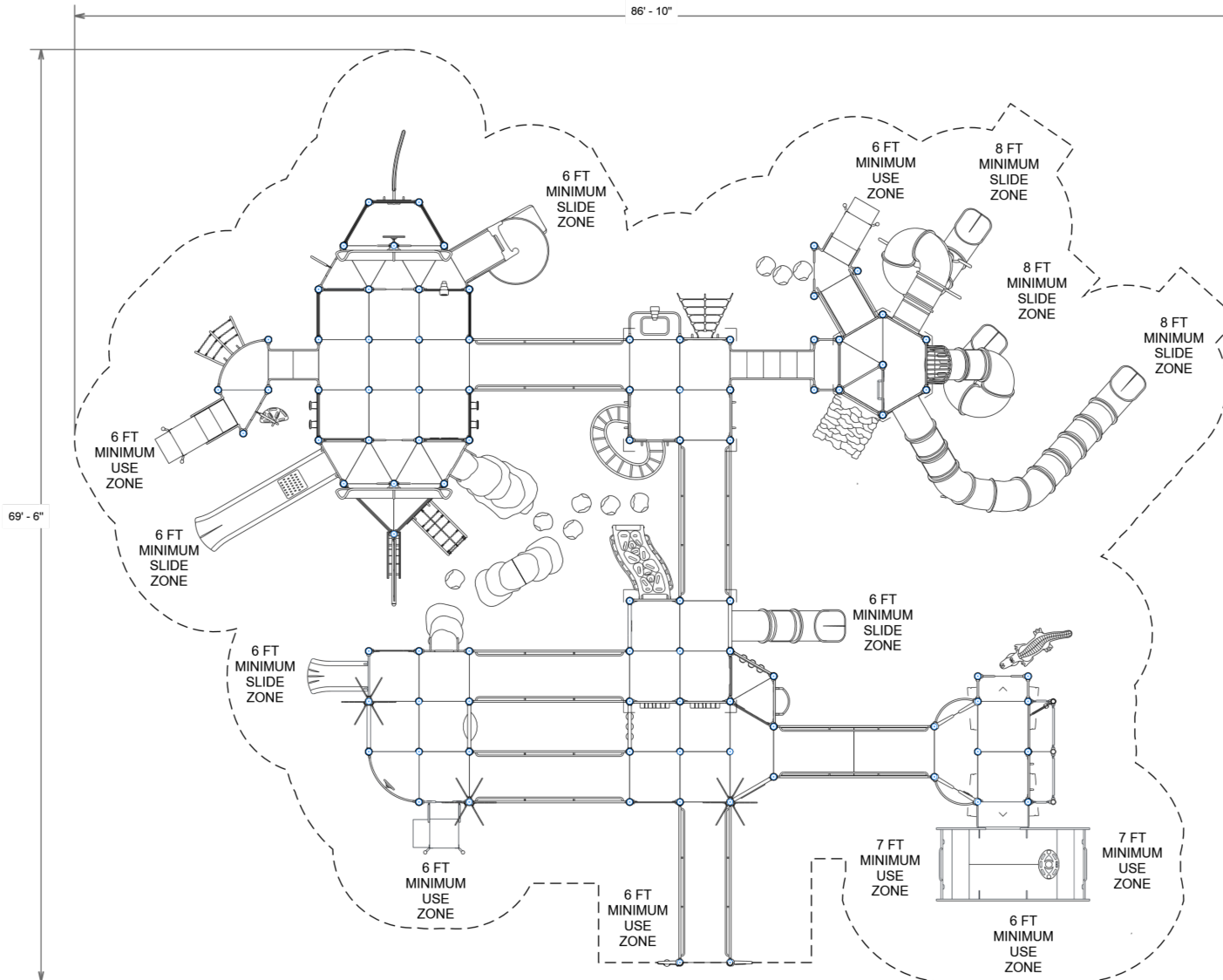


GENERAL NOTES:

This Preliminary Site Plan is based on measurements that were provided in the initial planning phase. All dimensions must be verified prior to the submission of a purchase order. Playcraft Systems will not be held responsible for any discrepancies between actual dimensions and dimensions submitted in the planning phase.

The Minimum Use Zone for a play structure is based on the product design at the time of proposal. Components and structure designs may be subject to change which may affect dimensions. Therefore, before preparing the site, we strongly recommend obtaining final drawings from the factory (available after the order is placed and included in the Assembly Manual).

WARNING: Accessible safety surfacing material is required beneath and around this equipment that has a critical height value (Fall Height) appropriate for the highest accessible part of this equipment. Refer to the CPSC's Handbook For Public Playground Safety, Section 4: Surfacing.



PROJECT#: R5038A82A

DATE: 8/19/2020 | DRAWN BY: Connor

MIN. USE ZONE: 87' x 70'

PLAYCRAFT REP:

Playcraft Direct, Inc.



R5038A82A
SW VIEW

R5

FOR KIDS
AGES
5-12



STRUCTURE#: R5038A82A
PROJECT#: R5038A82A
DATE: 8/19/2020 | DRAWN BY: Connor

R5038A82A
NE VIEW

R5

FOR KIDS
AGES
5-12



STRUCTURE#: R5038A82A

PROJECT#: R5038A82A

DATE: 8/19/2020 | DRAWN BY: Connor



Bill of Materials

R5038A82A

Project# R5038A82A

8/19/2020

Item	Description	Quantity
R5038A82A		
HS-1004-R	Collars	372
A2-2272-20	Boulder Stack Climber 20in	1
A2-2426	Balance Beam (Alligator)	1
GF-7001	Flat Cap, R5	11
GF-7002	Dome Cap, R5	58
S-1005-R5F-9-012-051	Post, 5ft, 12in (51in)	3
S-1006-R5F-9-024-063	Post, 6ft, 24in (63in)	2
S-1007-R5-07ft	Post, 07ft R5	2
S-1007-R5F-9-036-075	Post, 7ft, 36in (75in)	1
S-1008-R5-08ft	Post, 08ft R5	8
S-1008-R5F-9-048-087	Post, 8ft, 48in (87in)	1
S-1009-R5-09ft	Post, 09ft R5	11
S-1009-R5F-9-060-099	Post, 9ft, 60in (99in)	4
S-1010-R5-10ft	Post, 10ft R5	4
S-1011-R5-11ft	Post, 11ft R5	2
S-1012-R5-12ft	Post, 12ft R5	5
S-1013-R5-13ft	Post, 13ft R5	26
S-1014-R5-14ft	Post, 14ft R5	2
S-1015-R5-15ft	Post, 15ft R5	10
S-1017-R5-17ft	Post, 17ft R5	1
S-1020-R5-20ft	Post, 20ft R5	1
S-1023-R5-23ft	Post, 23ft R5	8
S-11011-13011-R5	Half Square Deck w Walls R5	2
S-1101-R5	Square Deck	28
S-1102-R5	Tri-Deck	18



Bill of Materials (continued)

Item	Description	Quantity
S-1103-R5	Hex Deck, Half (5 Post)	7
S-1105-R5	Half Deck	2
S-1107-R5	Curved Deck	2
S-1109-LRG-R5-OB-T	Observation Deck w/ Telescope	1
S-1109-R5	Balcony Deck	2
S-1206-24R45	ADA Stairs, 24in Rise w/ Walls	1
S-1206-48R5	ADA Stairs, 48in Rise w/ Walls	1
S-1208-RRFLT12	Platform 144in (Height: 12in w/ Rails)	1
S-1208-R-RAIL12	Ramp 144in (Ground w/ Rails, Inc.)	1
S-1208-R-RAIL24	Ramp 144in (06-12in High w/ Rails, Inc.)	1
S-1208-R-RAIL36	Ramp 144in (18-24in High w/ Rails, Inc.)	1
S-1208-R-RAIL48	Ramp 144in (30-36in High w/ Rails, Inc.)	1
S-1208-R-WALL60	Ramp 144in (42-48in High w/ Walls, Inc.)	1
S-1209-12-HW-R5	Transfer Station, 24in-L (RHW)	1
S-1209-12-R5	Transfer Station, 24in-C	1
S-1209-24-R5	Transfer Station, 36in-C	1
S-1213-6R	Climber, Firepole 66-72in	1
S-1228-3	Climber, Bedrock 36in	1
S-1234-3R	Climber, Spiral Step 30-36in	1
S-1238-6	Climber, Freeform 66-72in	1
S-1242-R5	Deck to Deck Ladder (60in Rise)	2
S-1245-3R5	Climber, Terrace Chain 30-36in (Curved)	1
S-12461-4	Climber, Cargo Net 42-48in	1
S-1249-DGH	Climber, Inc. Geo-Wave 30-36in (H, DTG, L)	1
S-1276-6	Climber, Chain Wave 66-72in	1
S-1280-4R5	Climber, Swoop Rung 42-48in	1
S-1282-2	Climber, Curved Rung Ladder 24in	1
S-1290-D2-D3-R5F	Climber, Boulder Stack 72in (w/Filler)	1
S-1290-D3-R5	Climber, Boulder Stack 18-24in	1
S-1301-3475R5	Steel Wall (AboveWall, Single Bar)	3



Bill of Materials (continued)

Item	Description	Quantity
S-1301-36875R5	Steel Wall (Above Panel)	2
S-1301-52R5	Wall, Steel (52in, Behind Ladder)	2
S-1301-56R5	Steel Wall (Above Wall) 56in	1
S-1301-R5	Wall, Steel 36in (Standard)	6
S-1301-RSP1675	Push-Out Barrier (Above Wall, Single Bar)	1
S-1309-2-R5	Half Walls (Pair) R5	8
S-1309-R5	Half Walls (Single, Right)	3
S-1309-R5	Half Walls (Single, Left)	2
S-1310-R5	Transition Wall	2
S-1328-RMT	Steel Wall (Curved w/ Wheel)	1
S-1333-R5-T	Wall Seat Panel (Tall)	1
S-1362-13112-R5	Push-Out Barrier (w/ Seat)	1
S-1514-45R5	Bridge, Inclined Arch (45in)	1
S-1603-R5	Bubble Mirror Panel	1
S-1604-R5	Chime Panel	1
S-1605-R5	Clock Panel	1
S-1614-R5	Slider Panel	1
S-1618-BEACHR5	Seek Panel (Beach)	1
S-1619-R5	ABC Panel	1
S-16201-R5-DM	Palm Tree Panel	1
S-16211-4GD	Castle Ladder Panel	1
S-1627-R5	Abacus Panel	1
S-1644-R5	Gear Panel	1
S-16461-BOW	Bow Panels	1
S-16461-CAN	Cannon Panel (Left)	1
S-16461-CAN	Cannon Panel (Right)	1
S-16461-CPAC-R5	Captain's Access Panel	1
S-16461-CPBD-P	Captain's Below Deck Panel (Port)	1
S-16461-CPBD-S	Captain's Below Deck Panel (Starboard)	1
S-16461-CWIN	Captain's Window Panel (Left)	1



Bill of Materials (continued)

Item	Description	Quantity
S-16461-CWIN	Captain's Window Panel (Right)	1
S-16461-FILL-12	Filler Panel	4
S-16461-FILL-24	Ship Filler Panel (24in)	3
S-16461-MAZE	Maze Panel	1
S-16461-PH	Porthole Panel (Left)	1
S-16461-PH	Porthole Panel (Right)	1
S-16461-STEP	Step Panel (12in)	2
S-1646-R5TC	Treasure Panel	1
S-1661-R5	Panel Pal, Bell	1
S-1663-R5	Panel Pal, Maze	1
S-1664-R5	Panel Pal, Tic-Tac-Toe	1
S-1665-R5	Panel Pal, Dialer	1
S-1666-R5	Panel Pal, Spinner	1
S-1667-R5	Panel Pal, Driver	1
S-1672-36B	Base Rock	1
S-1672-36B-GRD	Base Rock (w/ Girder)	3
S-1674-2BW	Boardwalk (2 Decks)	1
S-1674-ACC-R5	Western Access Panel	7
S-1674-LOOK	Lookout Panel	2
S-1674-OPN	Open Door Panel	1
S-1674-TTT	Western Tic-Tac-Toe Panel	1
S-1676-RVKSAIL	Ship Sail	2
S-1701-2R5V2	Slide, Single 24-30in (Straight)	1
S-1706-R5	Slide, Spiral 72in	1
S-1707-13SKY-LR5	Slide, Tube 156in (L-Shaped, Skylights, Left)	1
S-1707-13SKY-SPR5	Slide, Tube 156in (Spiral, Skylights, Left)	1
S-1707-3SKY-R5	Slide, Tube 36in (w/ Skylight)	1
S-1707-8SKY-SPR5	Slide, Tube 96in (Spiral, Right, Skylight)	1
S-1714-R5	Slide, Accelerator 72in	1
S-18031-R5	Metal Roof, Hex (Corrugated)	1



Bill of Materials (continued)

Item	Description	Quantity
S-18093-R5	Roof, Tree House Shed	2
S-18094-4R5	Metal Roof, Quad Gable (Corrugated)	2
S-1812-RSHP	Ship Wheel (Post Mounted)	1
S-1840-R5	Palm Tree Topper	3
S-1961-2	Climber, Step-Up 24in (Rock)	1
S-1961-R	Rock Step	6
S-1962-R5	Playseat	1
S-1975-R5	Trans-Glide	1
HS-1100-2	Deck to Deck Hardware	54