

# RH5PC6378

## TOP VIEW

ADA ACCESSIBILITY GUIDELINE - ADAAG CONFORMANCE

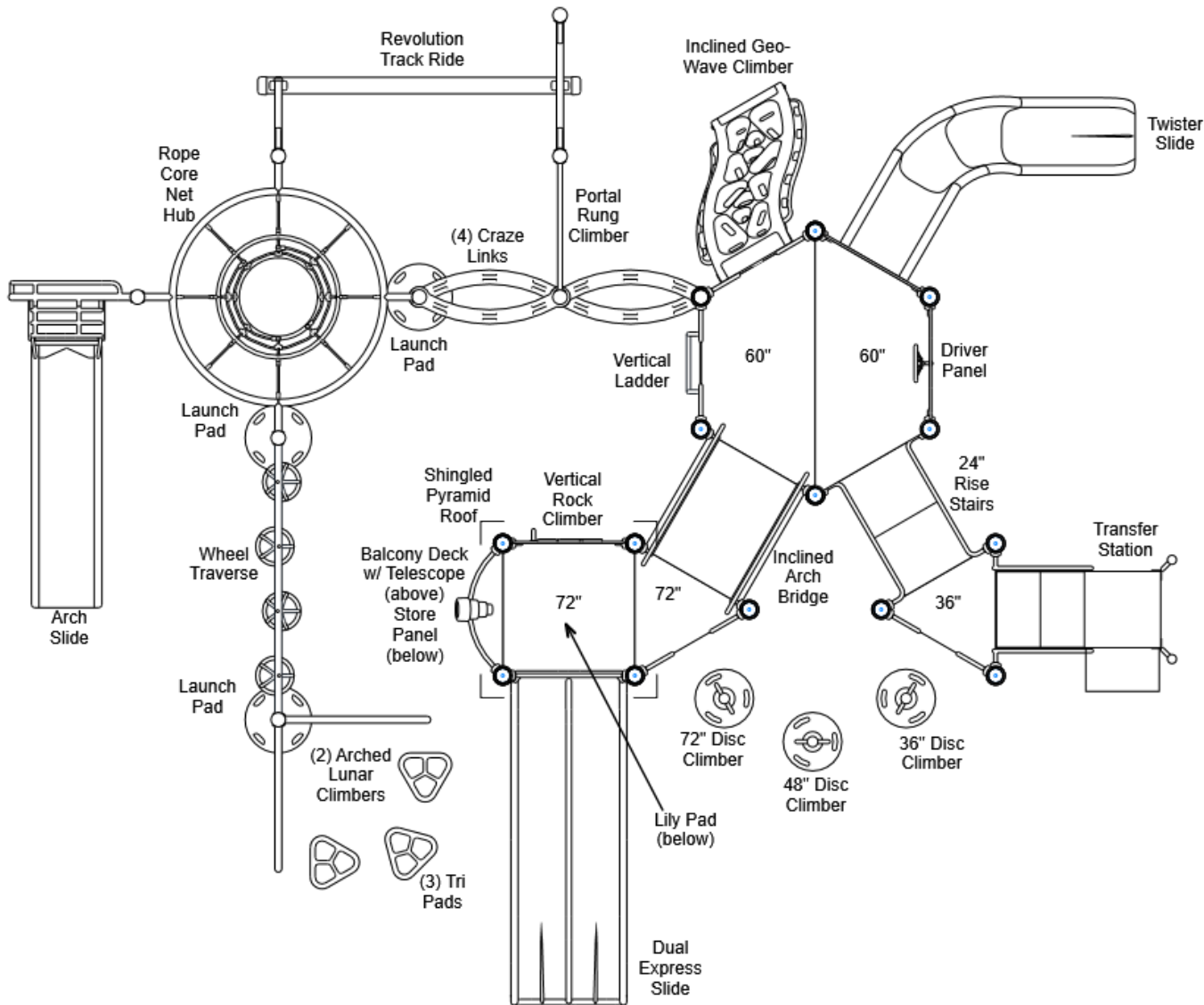
ELEVATED	ACCESSIBLE	RAMP ACCESSIBLE	GROUND	TYPES
8	8/4	0	9/3	2/3



### GENERAL NOTES:

This conceptual plan is based on information provided prior to construction. Detailed site information, including the following, should be obtained, evaluated, and utilized in the final project design. Exact site dimensions, topography, existing utilities, soil conditions and drainage solutions.

WARNING: Accessible safety surfacing material is required beneath and around this equipment that has a critical height value (Fall Height) appropriate for the highest accessible part of this equipment. Refer to the CPSC'S Handbook For Public Playground Safety, Section 4: Surfacing.



STRUCTURE#: RH5PC6378

PROJECT#: RH5PC6378

DATE: 4/9/2020 | DRAWN BY:

MIN. USE ZONE: 46' x 40'

PLAYCRAFT REP:

Playcraft Direct, Inc.



# RH5PC6378 SITE PLAN

ADA ACCESSIBILITY GUIDELINE - ADAAG CONFORMANCE

ELEVATED	ACCESSIBLE	RAMP ACCESSIBLE	GROUND	TYPES
8	8/4	0	9/3	2/3

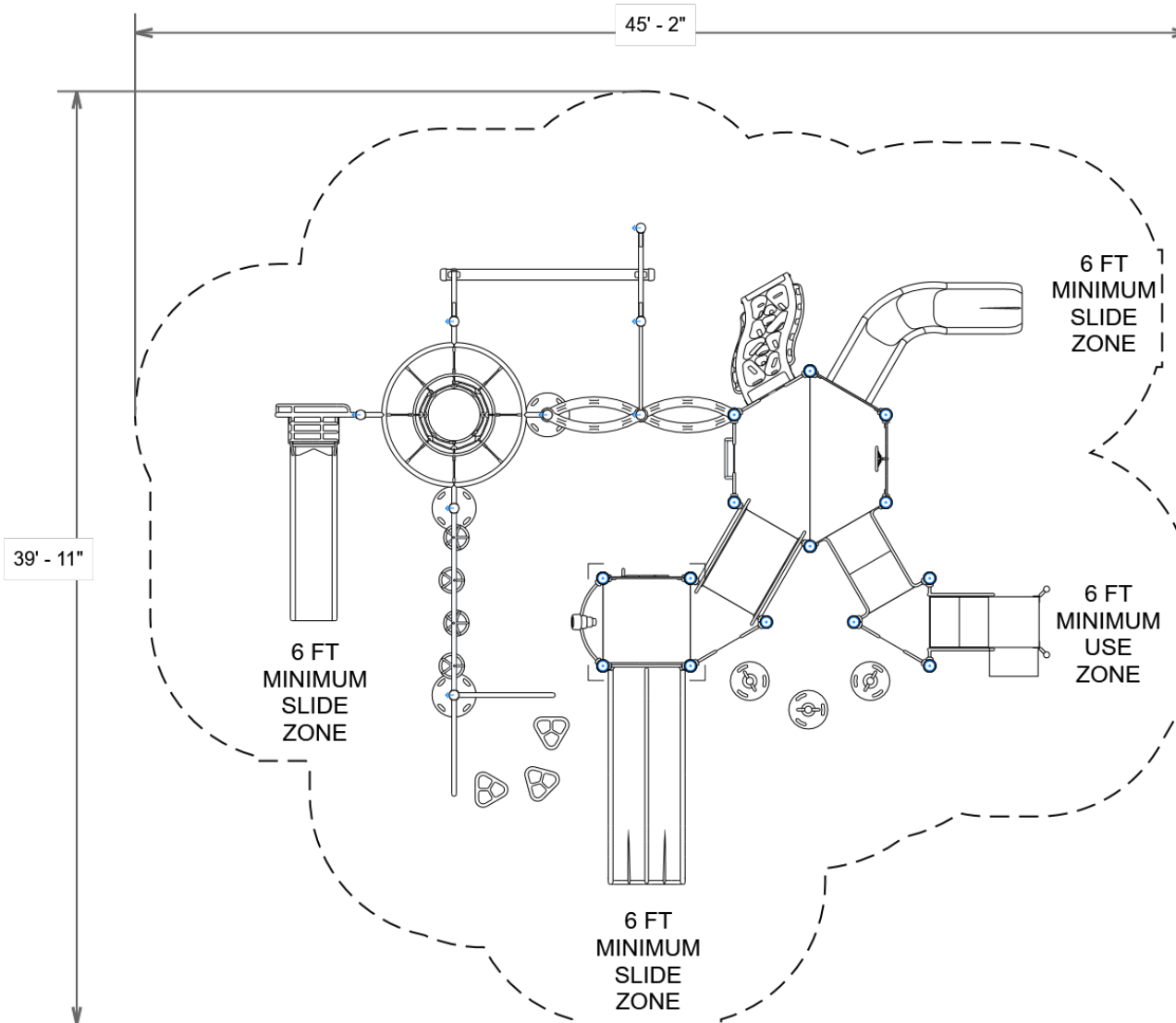


## GENERAL NOTES:

This Preliminary Site Plan is based on measurements that were provided in the initial planning phase. All dimensions must be verified prior to the submission of a purchase order. Playcraft Systems will not be held responsible for any discrepancies between actual dimensions and dimensions submitted in the planning phase.

The Minimum Use Zone for a play structure is based on the product design at the time of proposal. Components and structure designs may be subject to change which may affect dimensions. Therefore, before preparing the site, we strongly recommend obtaining final drawings from the factory (available after the order is placed and included in the Assembly Manual).

**WARNING:** Accessible safety surfacing material is required beneath and around this equipment that has a critical height value (Fall Height) appropriate for the highest accessible part of this equipment. Refer to the CPSC's Handbook For Public Playground Safety, Section 4: Surfacing.



PROJECT#: RH5PC6378

DATE: 4/9/2020 | DRAWN BY:

MIN. USE ZONE: 46' x 40'

PLAYCRAFT REP:

**Playcraft Direct, Inc.**



**RH5PC6378**  
**SW VIEW**

**RH5**

FOR KIDS  
AGES  
5-12



STRUCTURE#: RH5PC6378

PROJECT#: RH5PC6378

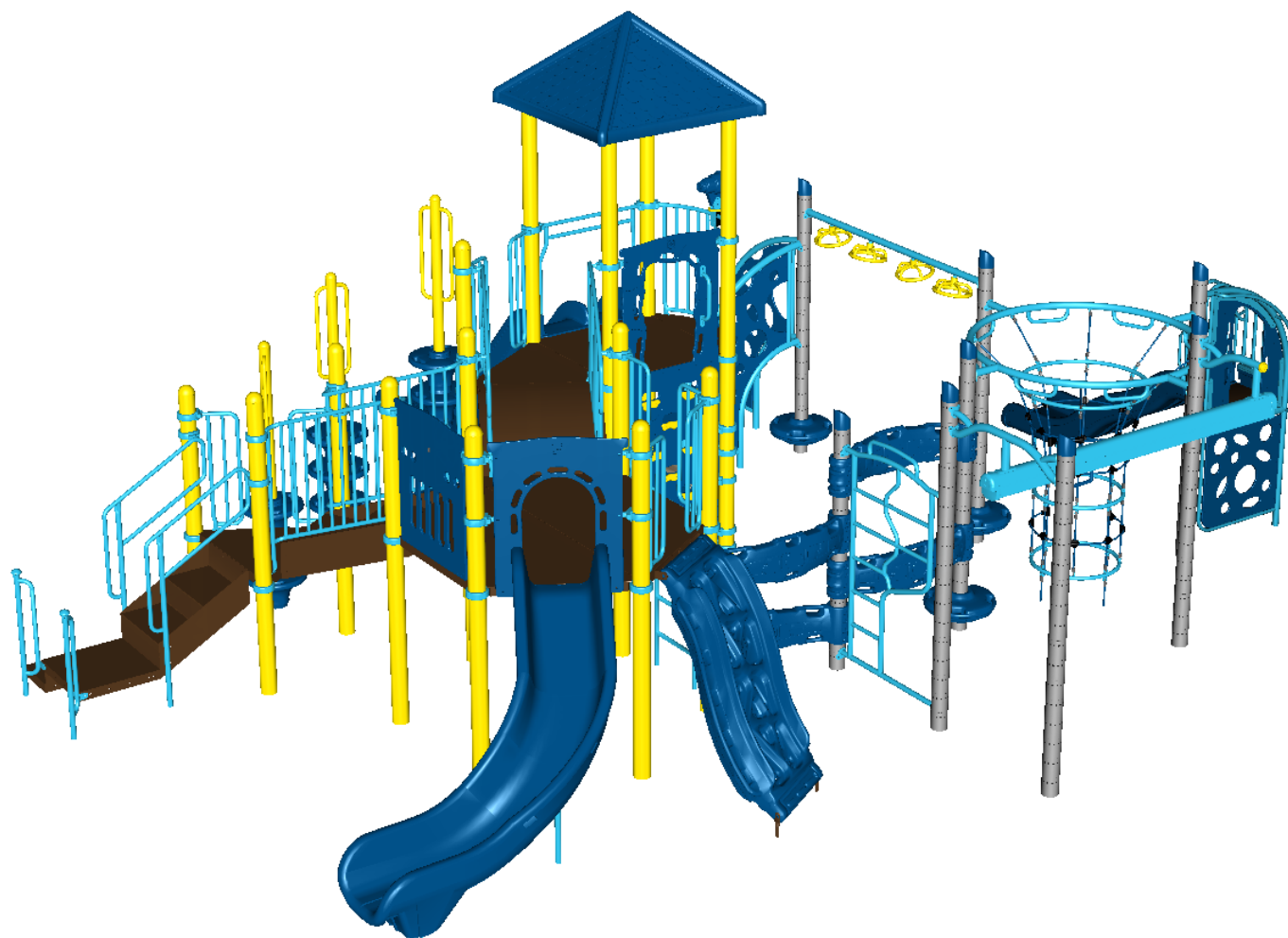
DATE: 4/9/2020 | DRAWN BY:

**PLAYCRAFT**  
SYSTEMS

**RH5PC6378**  
**NE VIEW**

**RH5**

FOR KIDS  
AGES  
5-12



STRUCTURE#: RH5PC6378

PROJECT#: RH5PC6378

DATE: 4/9/2020 | DRAWN BY:

**PLAYCRAFT**  
SYSTEMS



## Bill of Materials

RH5PC6378

Project# RH5PC6378

4/9/2020

Item	Description	Quantity
RH5PC6378		
HS-1004-R	Collars	43
GF-7002	Dome Cap, R5	10
S-1010-R5-10ft	Post, 10ft R5	1
S-1011-R5-11ft	Post, 11ft R5	2
S-10120-RV5	Post (120in) RV5	1
S-1012-R5-12ft	Post, 12ft R5	6
S-10132-RV5	Post (132in) RV5	1
S-10138-RV5	Post (138in) RV5	3
S-1013-R5-13ft	Post, 13ft R5	1
S-10144-RV5	Post (144in) RV5	3
S-1016-R5-16ft	Post, 16ft R5	4
S-1101-R5	Square Deck	1
S-1102-R5	Tri-Deck	2
S-1106-R5	Hex Deck, Half (4 Post)	2
S-1109-R5-T	Balcony Deck w/ Telescope	1
S-12013-4-RV-L	Slide, 48in (Arch, Left)	1
S-1206-24R45	ADA Stairs, 24in Rise w/ Walls	1
S-1209-24-R5	Transfer Station, 36in-L	1
S-1210-60	Climber, Vertical Ladder 54-60in	1
S-1233-3-HW	Climber, Disc 30-36in (w/ HW)	1
S-1233-4-MC	Climber, Disc 42-48in	1
S-1233-6-HW	Climber, Disc 66-72in (w/ HW)	1
S-1237-6R5	Climber, Vertical Rock 66-72in	1
S-1249-DGH	Climber, Incl. Geo-Wave 54-60in (Horiz, DTG Right)	1
S-1257-RV5	Climber, Portal Rung	1



## Bill of Materials (continued)

Item	Description	Quantity
S-1286-RV5	Climber, Arched Lunar (Post Mount)	2
S-1296-RH5	Craze Link RH5 (Left)	1
S-1296-RH5	Craze Link RH5 (Right)	1
S-1296-RV	Craze Link RV	2
S-1305-R5	Double Slide SitDown Wall	1
S-1309-2-R5	Half Walls (Pair) R5	4
S-1316-R5	Twister Entry Panel	1
S-1413-RV	Track Ride (96in, Left)	1
S-1414	Lily Pad Seat	1
S-1421-RV	Wheel	1
S-1514-45R5	Bridge, Inclined Arch (45in)	1
S-1615-R5	Store Panel	1
S-1625-R5	Driver Panel	1
S-1702-6R5	Slide, Double 66 - 72in (Dual Express)	1
S-1710-5-RR	Slide, Twister 60in (R2)	1
S-1807-R5	Roof, Square Pyramid (Shingled)	1
S-19602-RV	Rope Core Net Hub	1
S-1961-RV	Tri Pad	3
S-21263-RV	Launch Pad RV	3
HS-1100-2	Deck to Deck Hardware	3