

# REVPC5147

## TOP VIEW

ADA ACCESSIBILITY GUIDELINE - ADAAG CONFORMANCE

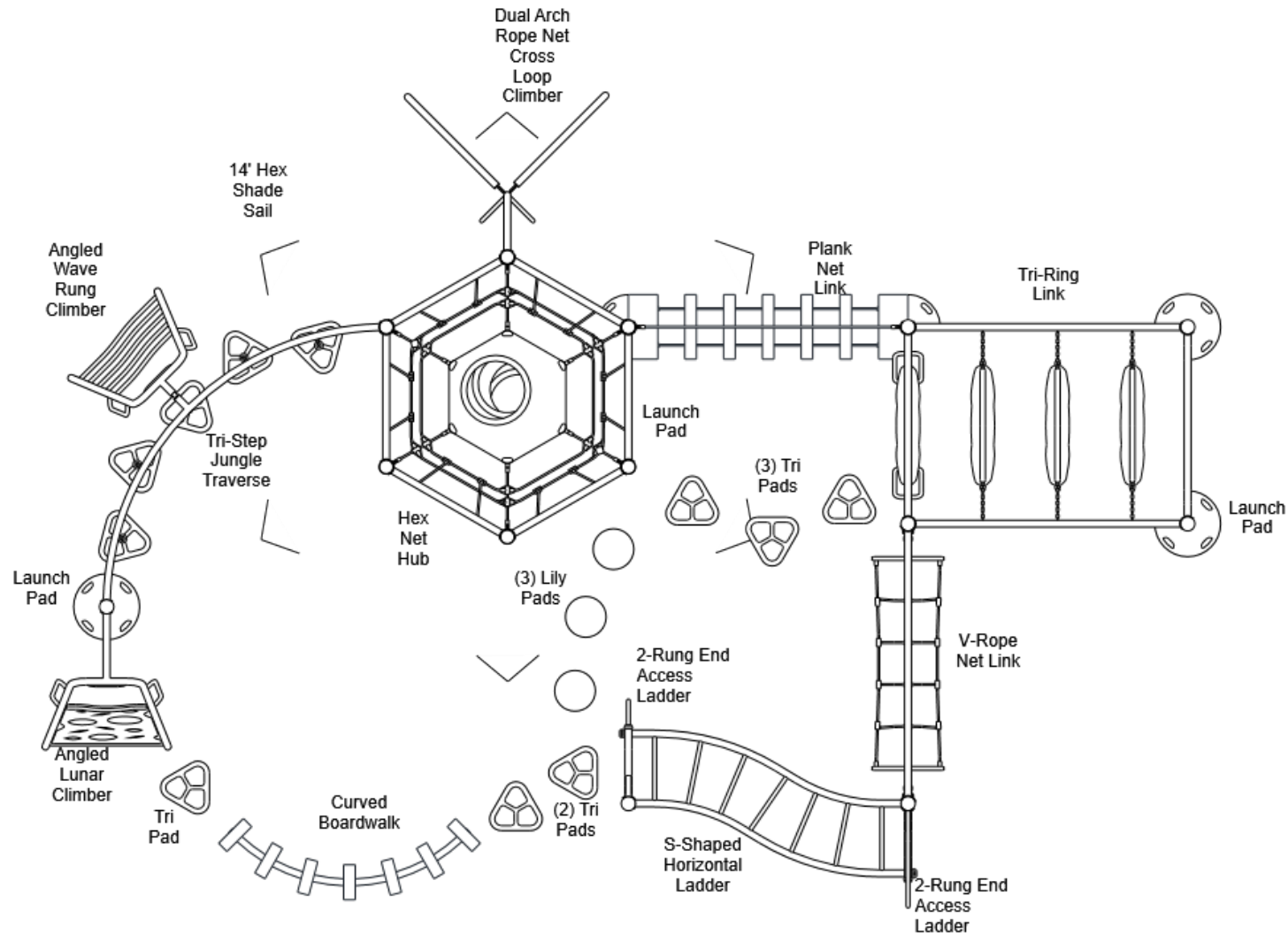
ELEVATED	ACCESSIBLE	RAMP ACCESSIBLE	GROUND	TYPES
0	0/0	0	12/0	2/0



### GENERAL NOTES:

This conceptual plan is based on information provided prior to construction. Detailed site information, including the following, should be obtained, evaluated, and utilized in the final project design. Exact site dimensions, topography, existing utilities, soil conditions and drainage solutions.

WARNING: Accessible safety surfacing material is required beneath and around this equipment that has a critical height value (Fall Height) appropriate for the highest accessible part of this equipment. Refer to the CPSC'S Handbook For Public Playground Safety, Section 4: Surfacing.



STRUCTURE#: REVPC5147

PROJECT#: REVPC5147

DATE: 4/10/2020 | DRAWN BY:

MIN. USE ZONE: 46' x 36'

PLAYCRAFT REP:

Playcraft Direct, Inc.



# REVPC5147 SITE PLAN

ADA ACCESSIBILITY GUIDELINE - ADAAG CONFORMANCE

ELEVATED	ACCESSIBLE	RAMP ACCESSIBLE	GROUND	TYPES
0	0/0	0	12/0	2/0

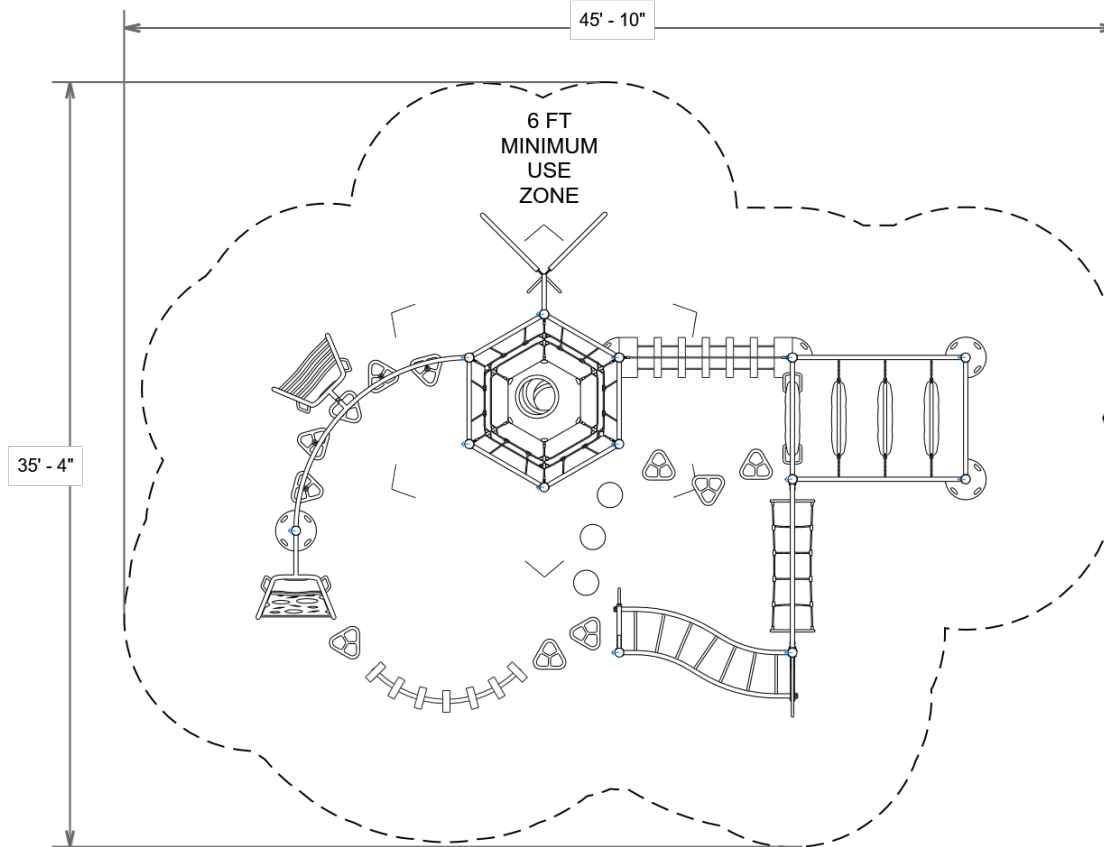


## GENERAL NOTES:

This Preliminary Site Plan is based on measurements that were provided in the initial planning phase. All dimensions must be verified prior to the submission of a purchase order. Playcraft Systems will not be held responsible for any discrepancies between actual dimensions and dimensions submitted in the planning phase.

The Minimum Use Zone for a play structure is based on the product design at the time of proposal. Components and structure designs may be subject to change which may affect dimensions. Therefore, before preparing the site, we strongly recommend obtaining final drawings from the factory (available after the order is placed and included in the Assembly Manual).

**WARNING:** Accessible safety surfacing material is required beneath and around this equipment that has a critical height value (Fall Height) appropriate for the highest accessible part of this equipment. Refer to the CPSC'S Handbook For Public Playground Safety, Section 4: Surfacing.



PROJECT#: REVPC5147

DATE: 4/10/2020 | DRAWN BY:

MIN. USE ZONE: 46' x 36'

PLAYCRAFT REP:

**Playcraft Direct, Inc.**



**REVPC5147**  
**SW VIEW**

**RV5**

FOR KIDS  
AGES  
5-12



STRUCTURE#: REVPC5147

PROJECT#: REVPC5147

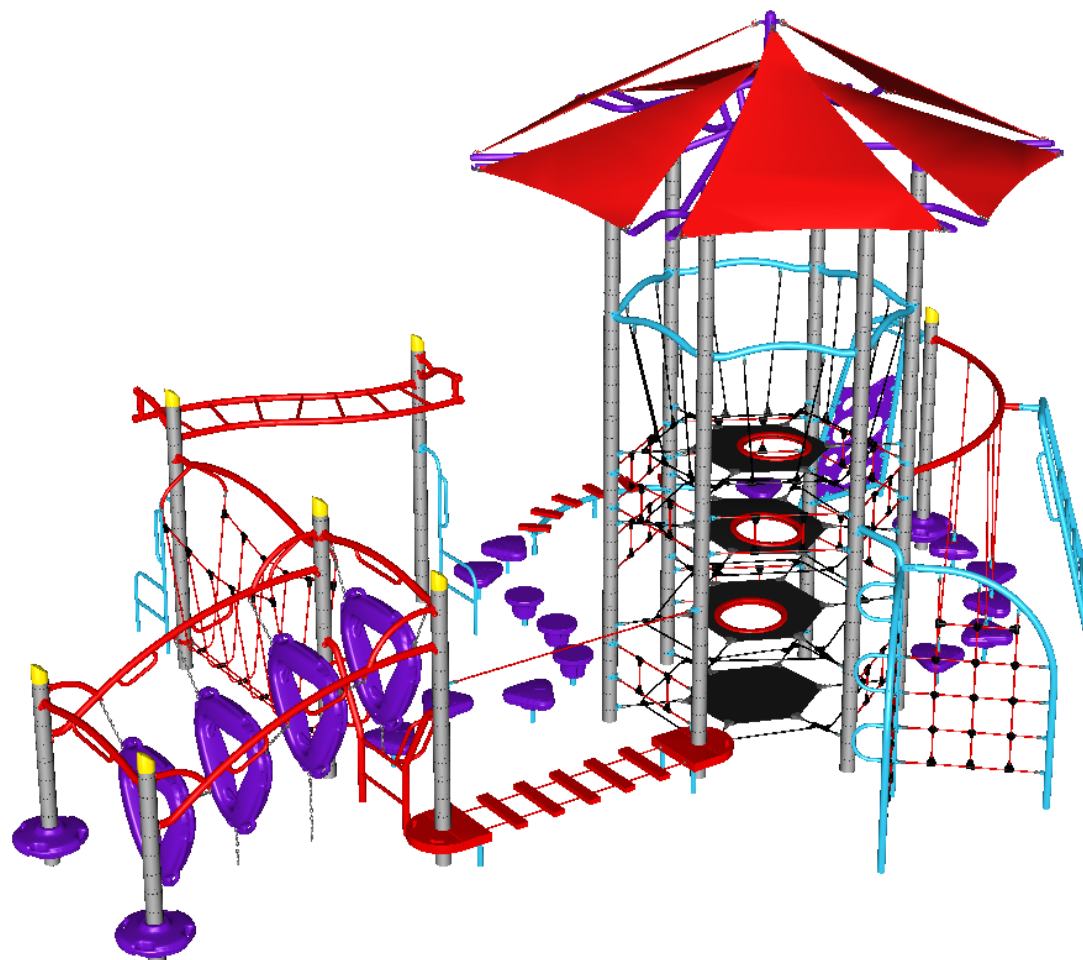
DATE: 4/10/2020 | DRAWN BY:

**PLAYCRAFT**  
SYSTEMS

**REVPC5147**  
**NE VIEW**

**RV5**

FOR KIDS  
AGES  
5-12



STRUCTURE#: REVPC5147  
PROJECT#: REVPC5147  
DATE: 4/10/2020 | DRAWN BY:

**PLAYCRAFT**  
SYSTEMS



## Bill of Materials

REVPC5147

Project# REVPC5147

4/10/2020

Item	Description	Quantity
REVPC5147		
A2-2430	Boardwalk, Curved (90 Degree)	1
S-10102-RV5	Post (102in) RV5	2
S-10132-RV5	Post (132in) RV5	3
S-10138-RV5	Post (138in) RV5	2
S-10228-RV5-NoCap	Post (228in) RV5	6
S-1277-RV5	Climber, Angled Lunar (Post Mount)	1
S-1287-MNT-RV5	Climber, Angled Wave Rung	1
S-1288-RV	Climber, Dual Arch Rope Net Cross Loop (PM)	1
S-1404-RV2	End Access Ladder (2 Rung)	2
S-1405-RV-RTRR	S-Shaped Horizontal Ladder (RTRR Post Mounted)	1
S-1414	Lily Pad Step 12-18in	3
S-1437-RV	Tri-Step Jungle (Multi-colored)	1
S-1529-RV	Link, Tri-Ring	1
S-1540-RV	Link, Plank Net	1
S-1541-RV5	Link, V-Rope Net	1
S-18028-RV14	Shade Sail, Hex 14ft	1
S-1925-RV	Hex Net Hub	1
S-1961-RV	Tri Pad Seat	6
S-21263-RV	Launch Pad RV	3
HS-1007-RV	Extra Hardware	2