

REVPC4266

TOP VIEW

ADA ACCESSIBILITY GUIDELINE - ADAAG CONFORMANCE

ELEVATED	ACCESSIBLE	RAMP ACCESSIBLE	GROUND	TYPES
0	0/0	0	12/0	2/0

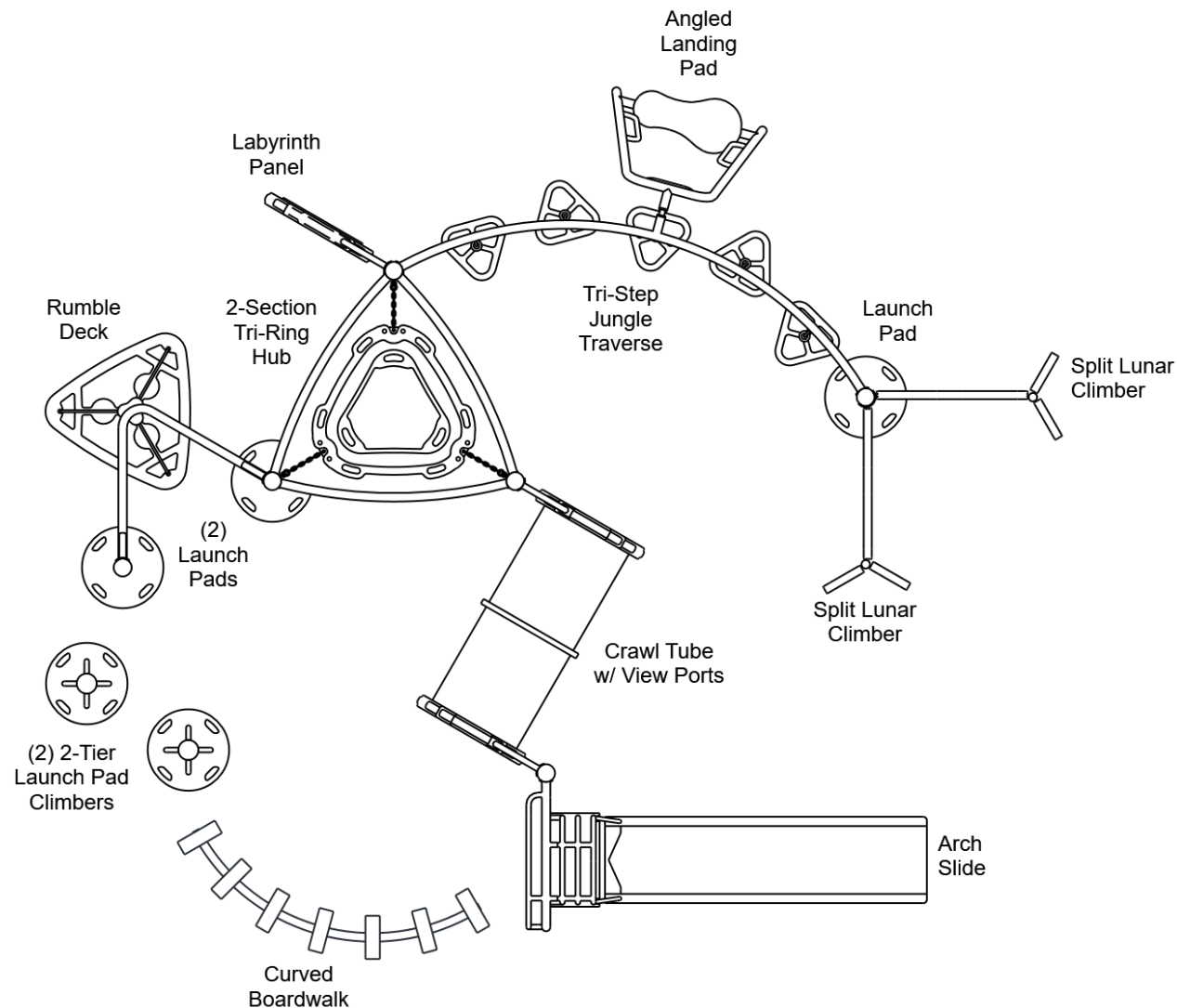
RV5

FOR KIDS
AGES
2-5

GENERAL NOTES:

This conceptual plan is based on information provided prior to construction. Detailed site information, including the following, should be obtained, evaluated, and utilized in the final project design. Exact site dimensions, topography, existing utilities, soil conditions and drainage solutions.

WARNING: Accessible safety surfacing material is required beneath and around this equipment that has a critical height value (Fall Height) appropriate for the highest accessible part of this equipment. Refer to the CPSC'S Handbook For Public Playground Safety, Section 4: Surfacing.



STRUCTURE#: REVPC4266

PROJECT#: REVPC4266

DATE: 4/8/2020 | DRAWN BY:

MIN. USE ZONE: 36' x 33'

PLAYCRAFT REP:

Playcraft Direct, Inc.

REVPC4266
SITE PLAN

ADA ACCESSIBILITY GUIDELINE - ADAAG CONFORMANCE

ELEVATED	ACCESSIBLE	RAMP ACCESSIBLE	GROUND	TYPES
0	0/0	0	12/0	2/0

RV5

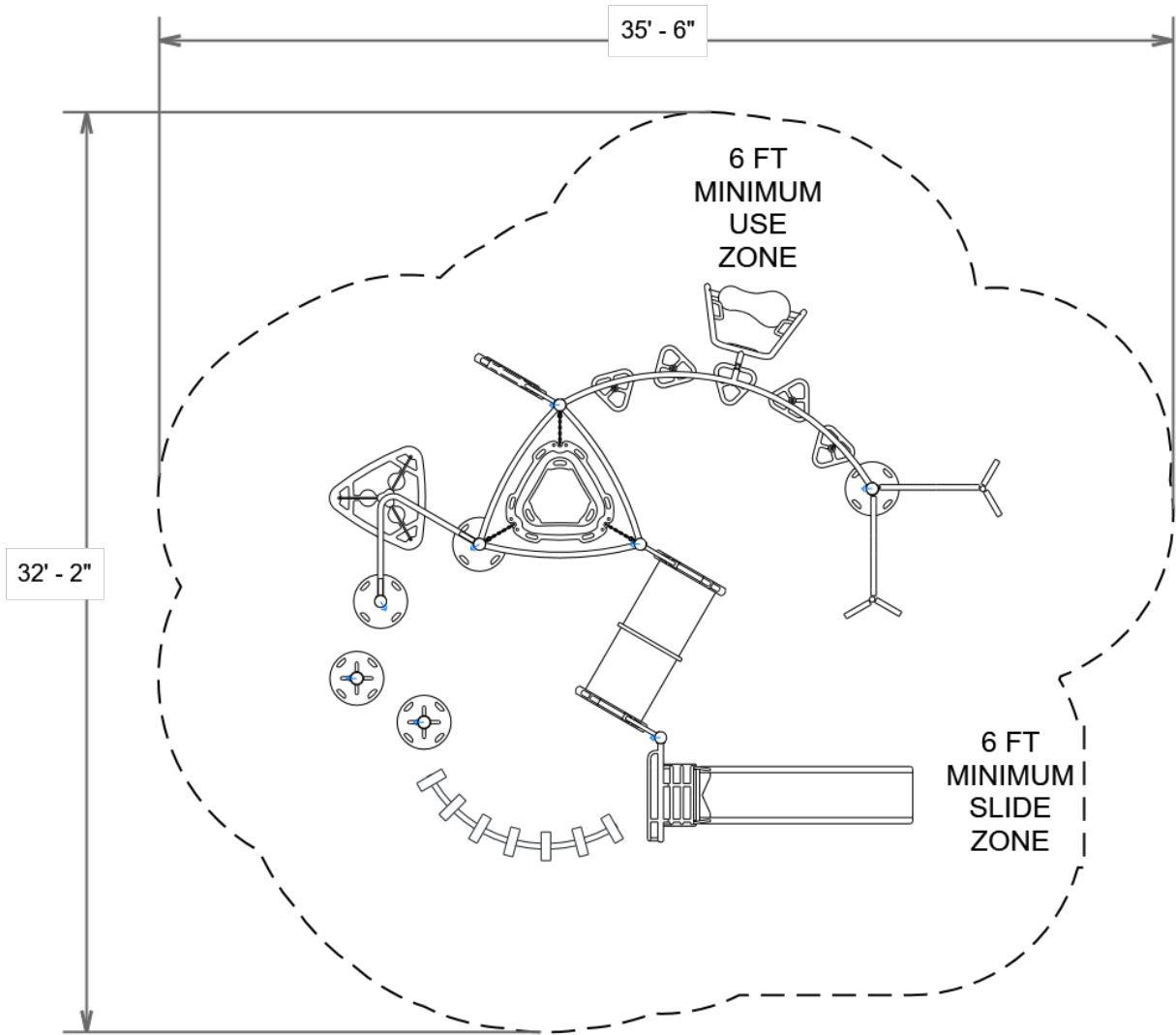
FOR KIDS
AGES
2-5

GENERAL NOTES:

This Preliminary Site Plan is based on measurements that were provided in the initial planning phase. All dimensions must be verified prior to the submission of a purchase order. Playcraft Systems will not be held responsible for any discrepancies between actual dimensions and dimensions submitted in the planning phase.

The Minimum Use Zone for a play structure is based on the product design at the time of proposal. Components and structure designs may be subject to change which may affect dimensions. Therefore, before preparing the site, we strongly recommend obtaining final drawings from the factory (available after the order is placed and included in the Assembly Manual).

WARNING: Accessible safety surfacing material is required beneath and around this equipment that has a critical height value (Fall Height) appropriate for the highest accessible part of this equipment. Refer to the CPSC'S Handbook For Public Playground Safety, Section 4: Surfacing.



PROJECT#: REVPC4266
DATE: 4/8/2020 | DRAWN BY:

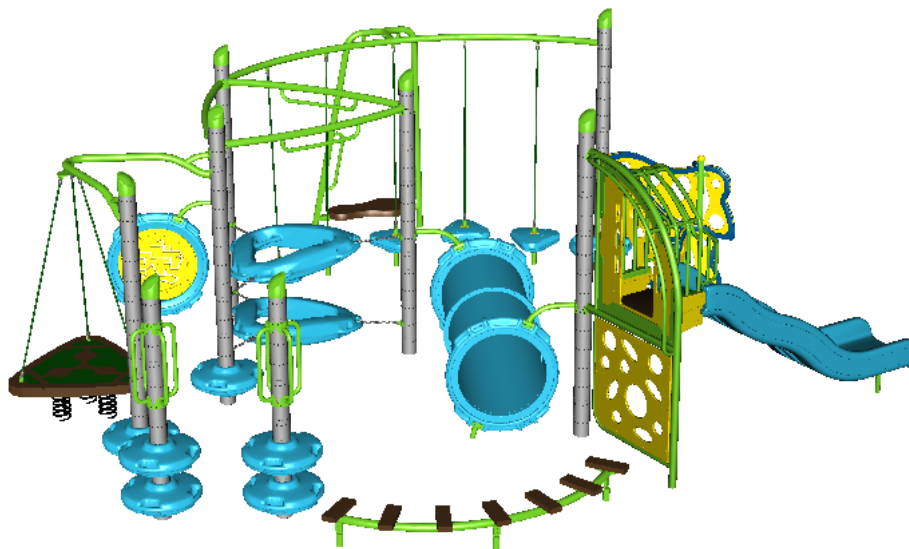
MIN. USE ZONE: 36' x 33'

PLAYCRAFT REP:
Playcraft Direct, Inc.

REVPC4266
SW VIEW

RV5

FOR KIDS
AGES
2-5



STRUCTURE#: REVPC4266

PROJECT#: REVPC4266

DATE: 4/8/2020 | DRAWN BY:

REVPC4266
NE VIEW

RV5

FOR KIDS
AGES
2-5



STRUCTURE#: REVPC4266

PROJECT#: REVPC4266

DATE: 4/8/2020 | DRAWN BY:



Bill of Materials

REVPC4266

Project# REVPC4266

4/8/2020

Item	Description	Quantity
REVPC4266		
A2-2430	Boardwalk, Curved (90 Degree)	1
S-10108-RV5	Post (108in) RV5	2
S-10126-RV5	Post (126in) RV5	1
S-10132-RV5	Post (132in) RV5	4
S-10138-RV5	Post (138in) RV5	1
S-12013-4-RV-L	Slide, 48in (Arch, Left)	1
S-12592-RV	Climber, Split Lunar (Post Mounted)	2
S-1437-RV	Tri-Step Jungle (Multi-colored)	1
S-1500-2RV	Crawl Tube, 32in (2 Section)	1
S-1634-RV	Labyrinth Panel	1
S-1959-2RV	Tri-Ring Hub (2 Section)	1
S-1971-RV	Rumble Deck	1
S-21263-2-RV	Climber, Launch Pad (2-Tier)	2
S-21263-RV	Launch Pad RV	3
S-21264-MNT-RV5	Climber, Angled Landing Pad	1
HS-1007-RV	Extra Hardware	2