

REVD689AA

TOP VIEW

ADA ACCESSIBILITY GUIDELINE - ADAAG CONFORMANCE

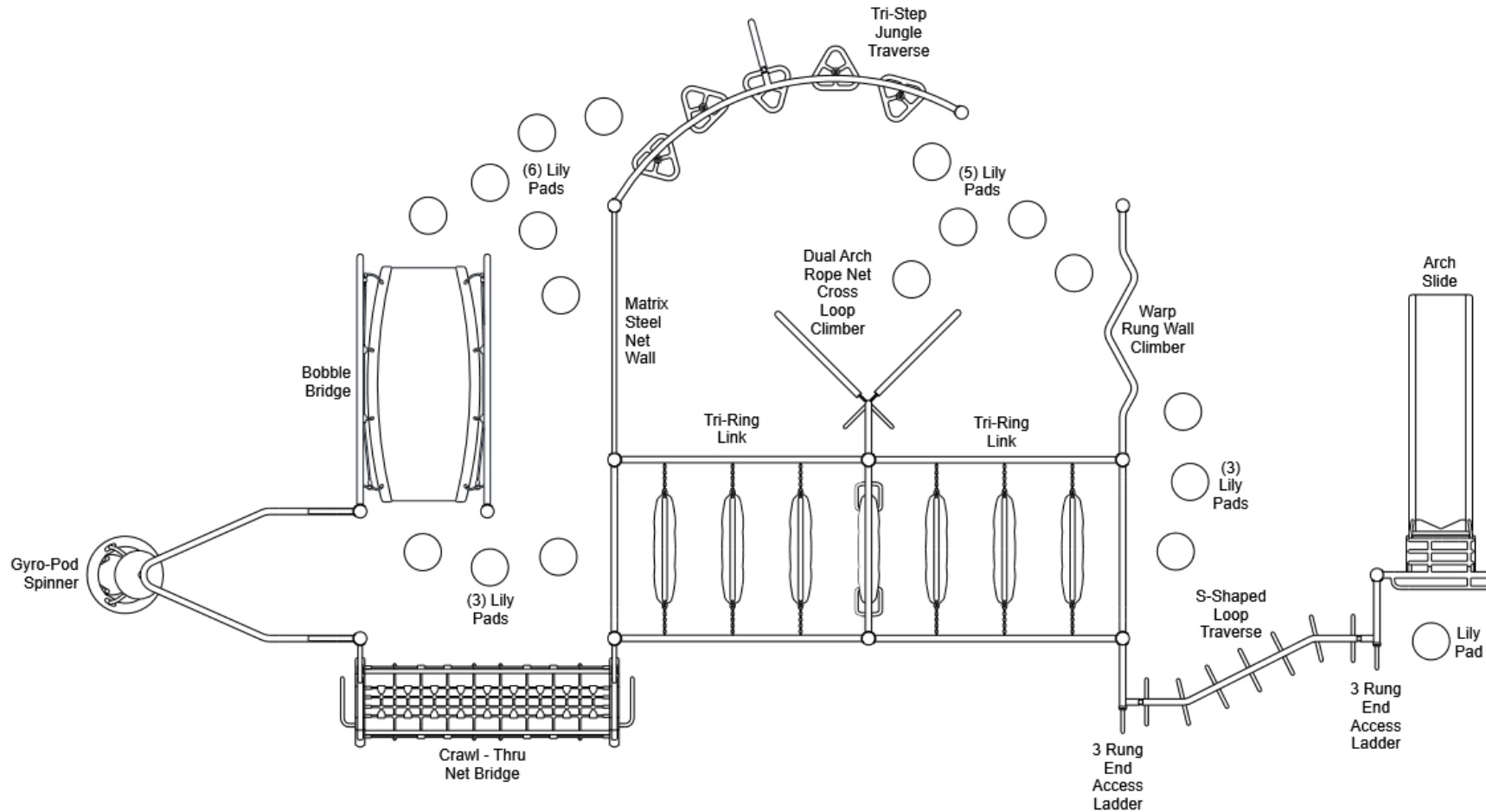
ELEVATED	ACCESSIBLE	RAMP ACCESSIBLE	GROUND	TYPES
0	0/0	0	10/0	2/0



GENERAL NOTES:

This conceptual plan is based on information provided prior to construction. Detailed site information, including the following, should be obtained, evaluated, and utilized in the final project design. Exact site dimensions, topography, existing utilities, soil conditions and drainage solutions.

WARNING: Accessible safety surfacing material is required beneath and around this equipment that has a critical height value (Fall Height) appropriate for the highest accessible part of this equipment. Refer to the CPSC's Handbook For Public Playground Safety, Section 4: Surfacing.



STRUCTURE#: REVD689AA

PROJECT#: REVD689AA

DATE: 4/9/2020 | DRAWN BY:

MIN. USE ZONE: 57' x 35'

PLAYCRAFT REP:

Playcraft Direct, Inc.



REVD689AA SITE PLAN

ADA ACCESSIBILITY GUIDELINE - ADAAG CONFORMANCE

ELEVATED	ACCESSIBLE	RAMP ACCESSIBLE	GROUND	TYPES
0	0/0	0	10/0	2/0



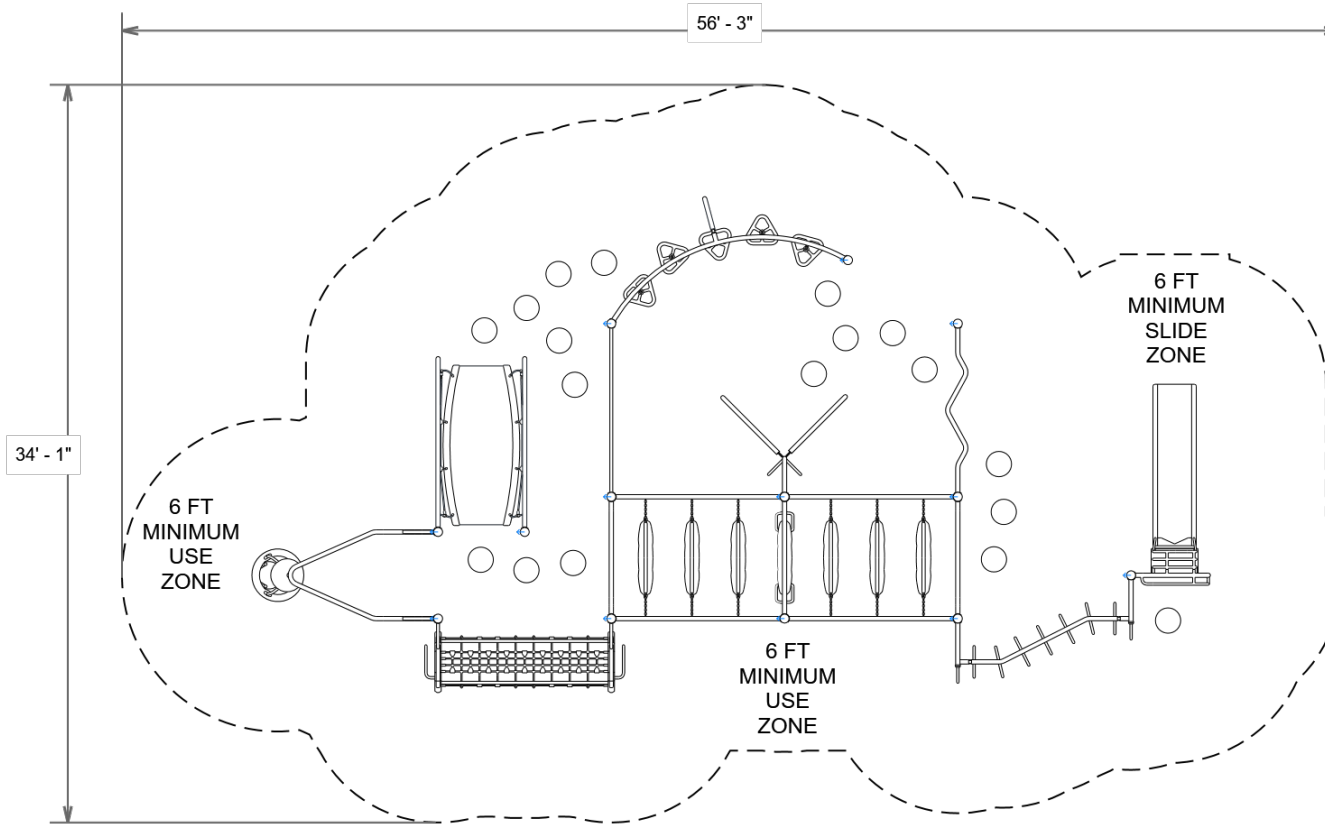
FOR KIDS
AGES
5-12

GENERAL NOTES:

This Preliminary Site Plan is based on measurements that were provided in the initial planning phase. All dimensions must be verified prior to the submission of a purchase order. Playcraft Systems will not be held responsible for any discrepancies between actual dimensions and dimensions submitted in the planning phase.

The Minimum Use Zone for a play structure is based on the product design at the time of proposal. Components and structure designs may be subject to change which may affect dimensions. Therefore, before preparing the site, we strongly recommend obtaining final drawings from the factory (available after the order is placed and included in the Assembly Manual).

WARNING: Accessible safety surfacing material is required beneath and around this equipment that has a critical height value (Fall Height) appropriate for the highest accessible part of this equipment. Refer to the CPSC's Handbook For Public Playground Safety, Section 4: Surfacing.



PROJECT#: REVD689AA

DATE: 4/9/2020 | DRAWN BY:

MIN. USE ZONE: 57' x 35'

PLAYCRAFT REP:

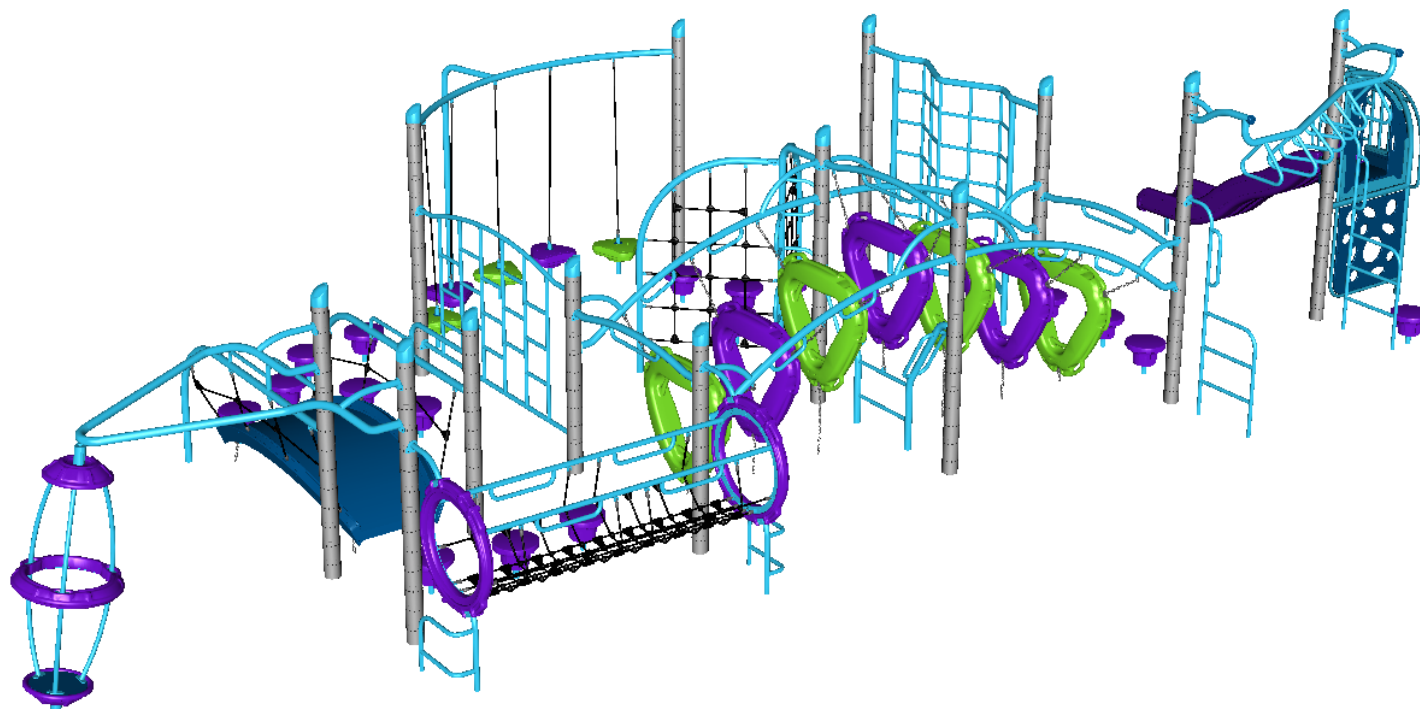
Playcraft Direct, Inc.



REVD689AA
SW VIEW

RV5

FOR KIDS
AGES
5-12



STRUCTURE#: REVD689AA

PROJECT#: REVD689AA

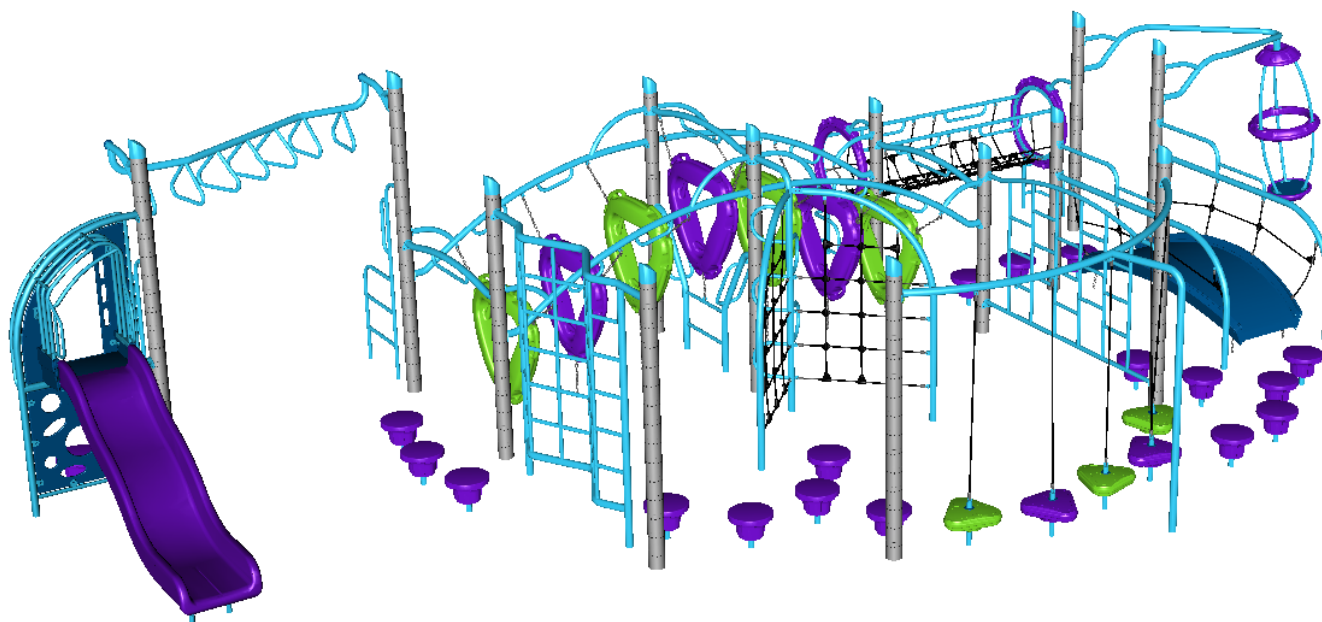
DATE: 4/9/2020 | DRAWN BY:



REVD689AA
NE VIEW

RV5

FOR KIDS
AGES
5-12



STRUCTURE#: REVD689AA

PROJECT#: REVD689AA

DATE: 4/9/2020 | DRAWN BY:



Bill of Materials

REVD689AA

Project# REVD689AA

4/9/2020

Item	Description	Quantity
REVD689AA		
S-10108-RV5	Post (108in) RV5	3
S-10126-RV5	Post (126in) RV5	2
S-10132-RV5	Post (132in) RV5	6
S-10150-RV5	Post (150in) RV5	2
S-12013-4-RV-L	Slide, 48in (Arch, Left)	1
S-1267-RV5	Climber, Matrix Steel Net Wall	1
S-1288-RV	Climber, Dual Arch Rope Net Cross Loop (PM)	1
S-1404-RV3	End Access Ladder (3 Rung)	2
S-1411-2RV-L	S-Shaped Loop - Left (w/ Two Housings)	1
S-1414-6	Lily Pad Step 06in	18
S-1437-RV	Tri-Step Jungle (Multi-colored)	1
S-1524-RV	Bridge, Bobble	1
S-1529-RV	Link, Tri-Ring	1
S-1529-RV-AB	Link, Tri-Ring (Extension)	1
S-1542-RV	Bridge, Crawl - Thru Net	1
S-1968-RV	Climber, Warp Rung Wall	1
S-1974-RV	Gyro-Pod Spinner	1
S-21004-LTRV	Hanger (Left Turn)	1
S-21004-RTRV	Hanger (Right Turn)	1
S-21011-MNT	Support, Beam (Middle)	1
HS-1007-RV	Extra Hardware	2