

REV7D3C4A

TOP VIEW

ADA ACCESSIBILITY GUIDELINE - ADAAG CONFORMANCE

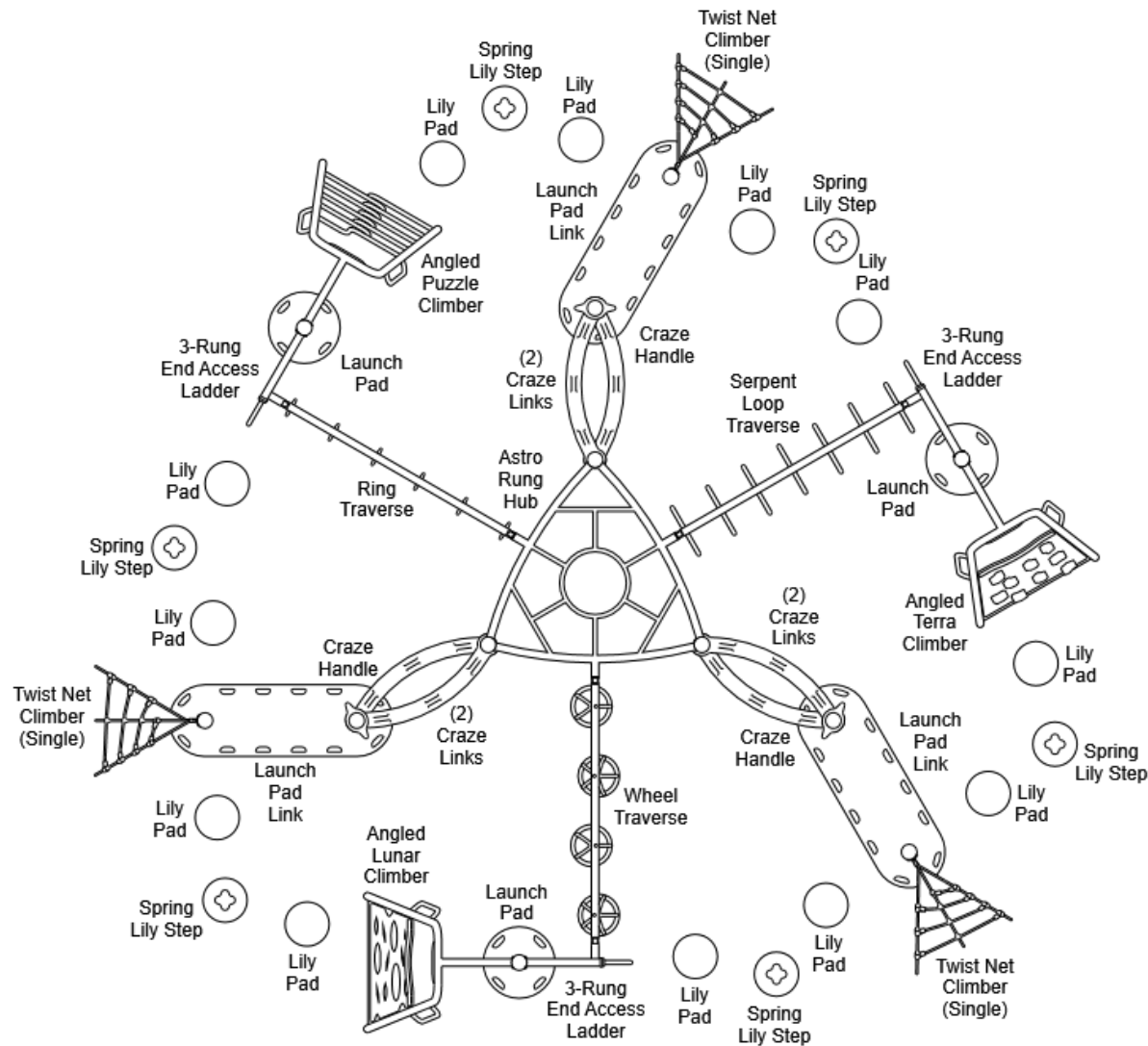
ELEVATED	ACCESSIBLE	RAMP ACCESSIBLE	GROUND	TYPES
0	0/0	0	16/0	2/0



GENERAL NOTES:

This conceptual plan is based on information provided prior to construction. Detailed site information, including the following, should be obtained, evaluated, and utilized in the final project design. Exact site dimensions, topography, existing utilities, soil conditions and drainage solutions.

WARNING: Accessible safety surfacing material is required beneath and around this equipment that has a critical height value (Fall Height) appropriate for the highest accessible part of this equipment. Refer to the CPSC's Handbook For Public Playground Safety, Section 4: Surfacing.



STRUCTURE#: REV7D3C4A

PROJECT#: REV7D3C4A

DATE: 1/9/2020 | DRAWN BY: Jefferson

MIN. USE ZONE: 39' x 39'

PLAYCRAFT REP:

Playcraft Direct, Inc.



REV7D3C4A
SITE PLAN

ADA ACCESSIBILITY GUIDELINE - ADAAG CONFORMANCE

ELEVATED	ACCESSIBLE	RAMP ACCESSIBLE	GROUND	TYPES
0	0/0	0	16/0	2/0

RV5

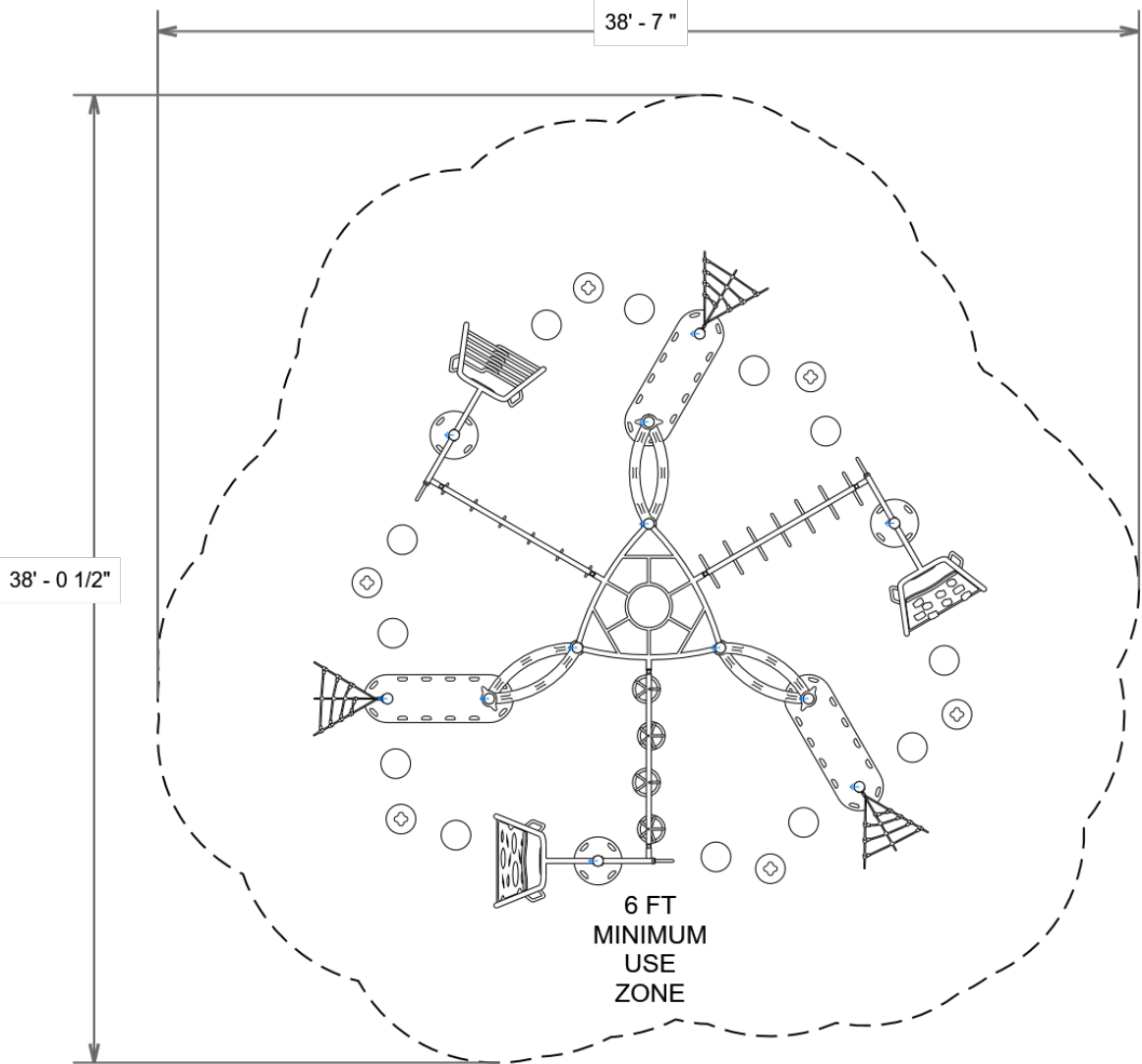
FOR KIDS
AGES
5-12

GENERAL NOTES:

This Preliminary Site Plan is based on measurements that were provided in the initial planning phase. All dimensions must be verified prior to the submission of a purchase order. Playcraft Systems will not be held responsible for any discrepancies between actual dimensions and dimensions submitted in the planning phase.

The Minimum Use Zone for a play structure is based on the product design at the time of proposal. Components and structure designs may be subject to change which may affect dimensions. Therefore, before preparing the site, we strongly recommend obtaining final drawings from the factory (available after the order is placed and included in the Assembly Manual).

WARNING: Accessible safety surfacing material is required beneath and around this equipment that has a critical height value (Fall Height) appropriate for the highest accessible part of this equipment. Refer to the CPSC'S Handbook For Public Playground Safety, Section 4: Surfacing.



REV7D3C4A
SW VIEW

RV5

FOR KIDS
AGES
5-12



STRUCTURE#: REV7D3C4A

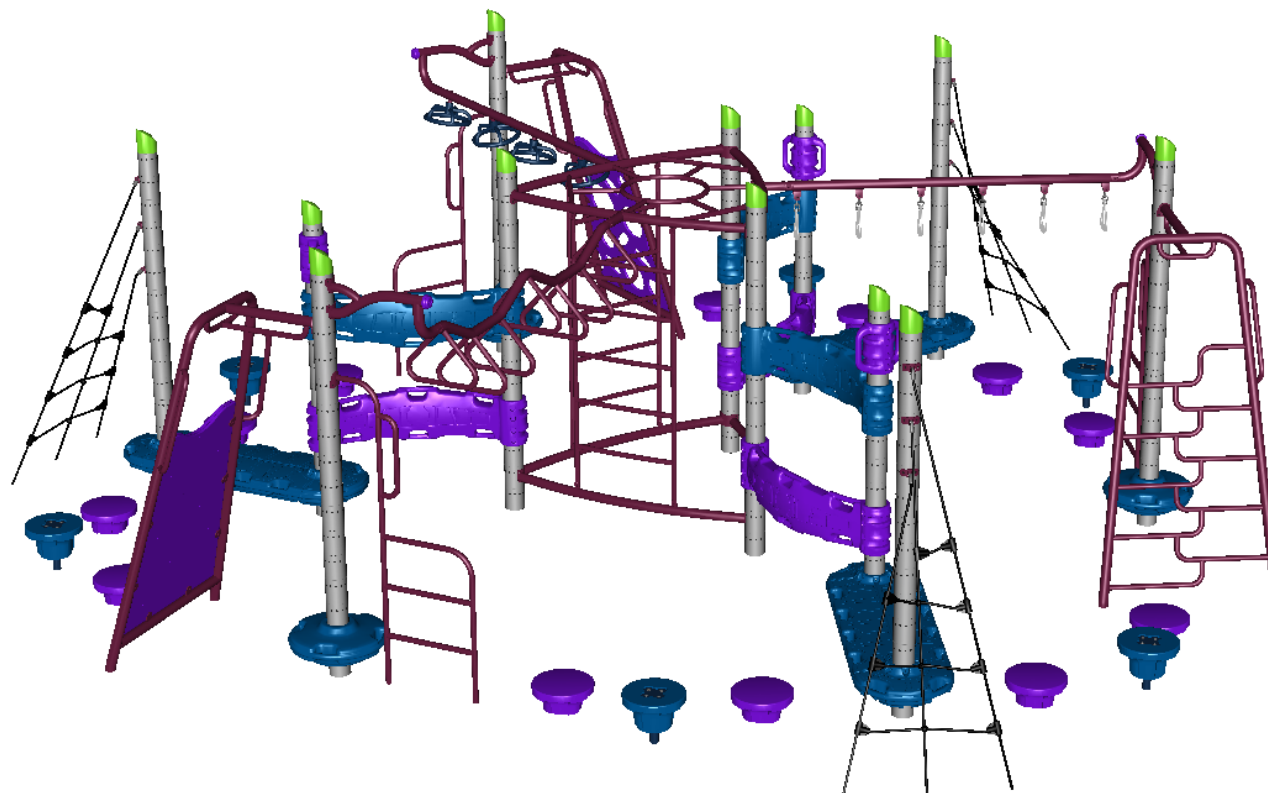
PROJECT#: REV7D3C4A

DATE: 1/9/2020 | DRAWN BY: Jefferson

REV7D3C4A
NE VIEW

RV5

FOR KIDS
AGES
5-12



STRUCTURE#: REV7D3C4A

PROJECT#: REV7D3C4A

DATE: 1/9/2020 | DRAWN BY: Jefferson



Bill of Materials

REV7D3C4A
Jefferson Evans

Project# REV7D3C4A
1/9/2020

Item	Description	Quantity
REV7D3C4A		
A2-1943	Spring Lily Step	6
S-10120-RV5	Post (120in) RV5	3
S-10132-RV5	Post (132in) RV5	6
S-10138-RV5	Post (138in) RV5	3
S-12411-1-RV	Climber, Twist Net (Single)	3
S-1277-RV5	Climber, Angled Lunar (Post Mount)	1
S-1279-RV5	Climber, Angled Puzzle (Post Mount)	1
S-1285-RV5	Climber, Angled Terra (Post Mount)	1
S-1295-RV	Craze Handle RV	3
S-1296-RV	Craze Link RV	6
S-1404-RV3	End Access Ladder (3 Rung)	3
S-1408-2RV	Ring (w/ Two Housings)	1
S-1414-6	Lily Pad Step 06in	12
S-1421-2RV	Wheel (w/ 2 Housings)	1
S-1439-2RV	Serpent Loop (w/ Two Housing)	1
S-1955-3RV5	Astro Rung Hub (3 Mounts)	1
S-21004-LTRV	Hanger (Left Turn)	3
S-21260-RV	Launch Pad Link RV	3
S-21263-RV	Launch Pad RV	3
HS-1007-RV	Extra Hardware	2