

# REV231AAB

## TOP VIEW

ADA ACCESSIBILITY GUIDELINE - ADAAG CONFORMANCE

| ELEVATED | ACCESSIBLE | RAMP ACCESSIBLE | GROUND | TYPES |
|----------|------------|-----------------|--------|-------|
| 0        | 0/0        | 0               | 6/0    | 2/0   |

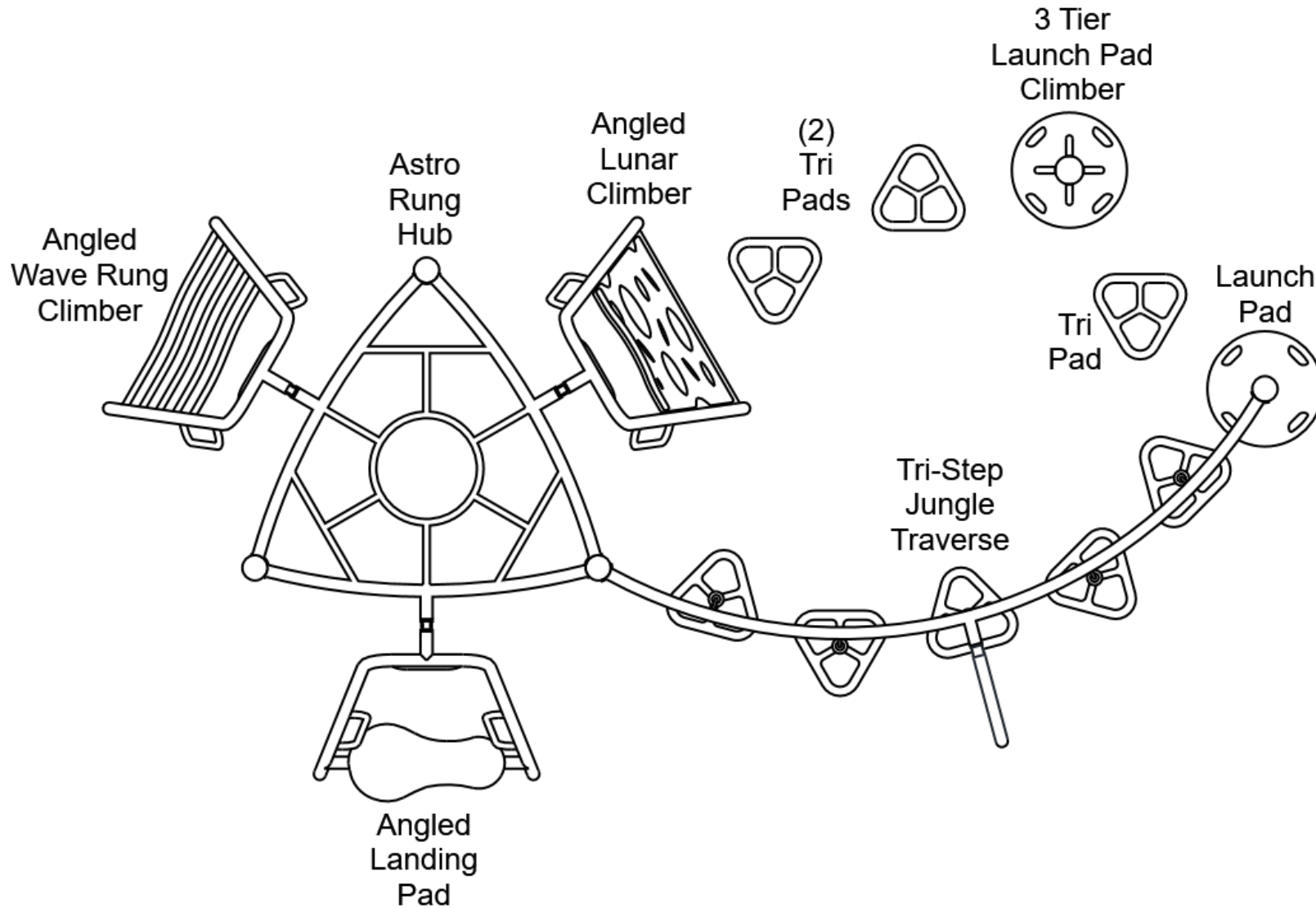


FOR KIDS  
AGES  
5-12

### GENERAL NOTES:

This conceptual plan is based on information provided prior to construction. Detailed site information, including the following, should be obtained, evaluated, and utilized in the final project design. Exact site dimensions, topography, existing utilities, soil conditions and drainage solutions.

WARNING: Accessible safety surfacing material is required beneath and around this equipment that has a critical height value (Fall Height) appropriate for the highest accessible part of this equipment. Refer to the CPSC'S Handbook For Public Playground Safety, Section 4: Surfacing.



STRUCTURE#: REV231AAB

PROJECT#: REV231AAB

DATE: 4/10/2020 | DRAWN BY: Jefferson

MIN. USE ZONE: 32' x 24'

PLAYCRAFT REP:

Playcraft Direct, Inc.



# REV231AAB SITE PLAN

ADA ACCESSIBILITY GUIDELINE - ADAAG CONFORMANCE

| ELEVATED | ACCESSIBLE | RAMP ACCESSIBLE | GROUND | TYPES |
|----------|------------|-----------------|--------|-------|
| 0        | 0/0        | 0               | 6/0    | 2/0   |

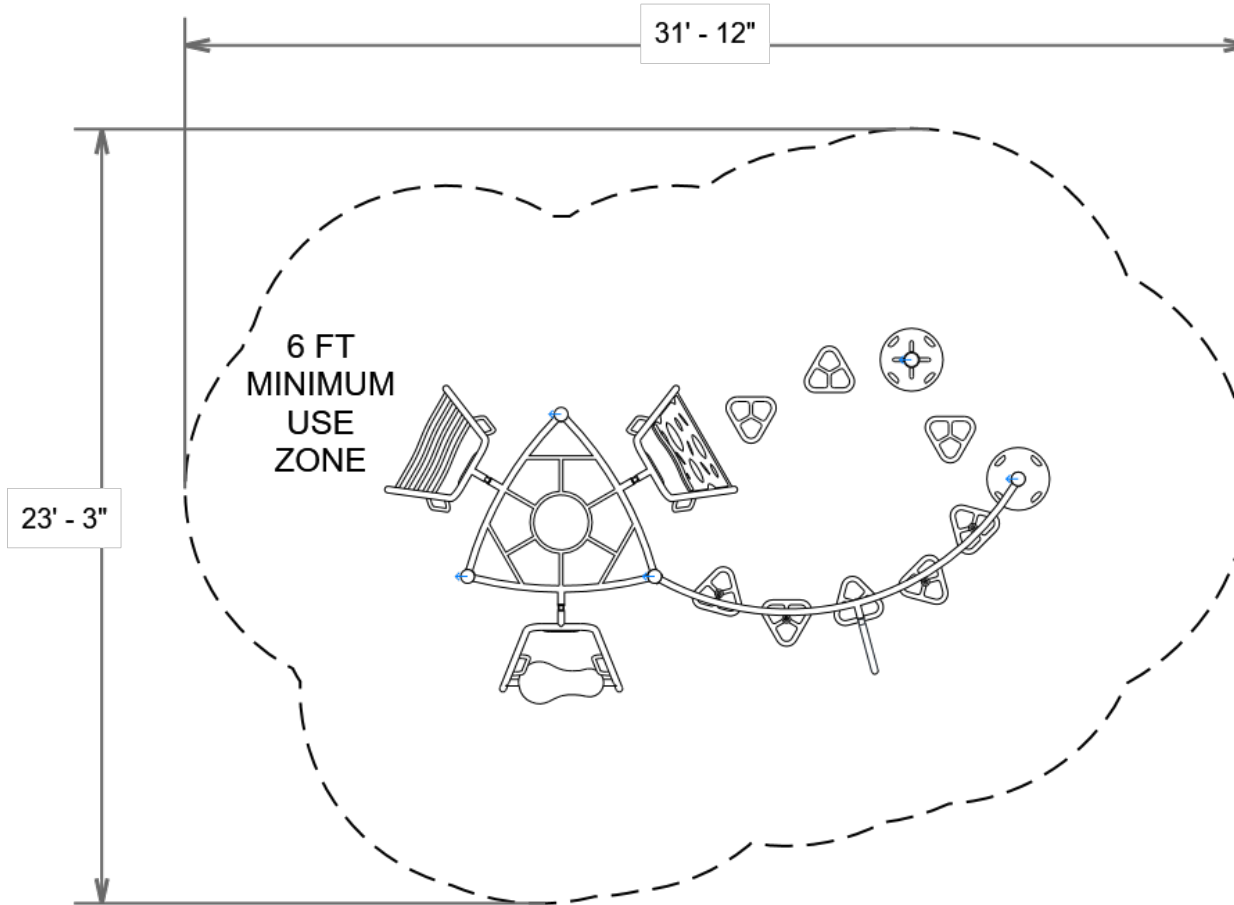


## GENERAL NOTES:

This Preliminary Site Plan is based on measurements that were provided in the initial planning phase. All dimensions must be verified prior to the submission of a purchase order. Playcraft Systems will not be held responsible for any discrepancies between actual dimensions and dimensions submitted in the planning phase.

The Minimum Use Zone for a play structure is based on the product design at the time of proposal. Components and structure designs may be subject to change which may affect dimensions. Therefore, before preparing the site, we strongly recommend obtaining final drawings from the factory (available after the order is placed and included in the Assembly Manual).

**WARNING:** Accessible safety surfacing material is required beneath and around this equipment that has a critical height value (Fall Height) appropriate for the highest accessible part of this equipment. Refer to the CPSC'S Handbook For Public Playground Safety, Section 4: Surfacing.



PROJECT#: REV231AAB

DATE: 4/10/2020 | DRAWN BY: Jefferson

MIN. USE ZONE: 32' x 24'

PLAYCRAFT REP:

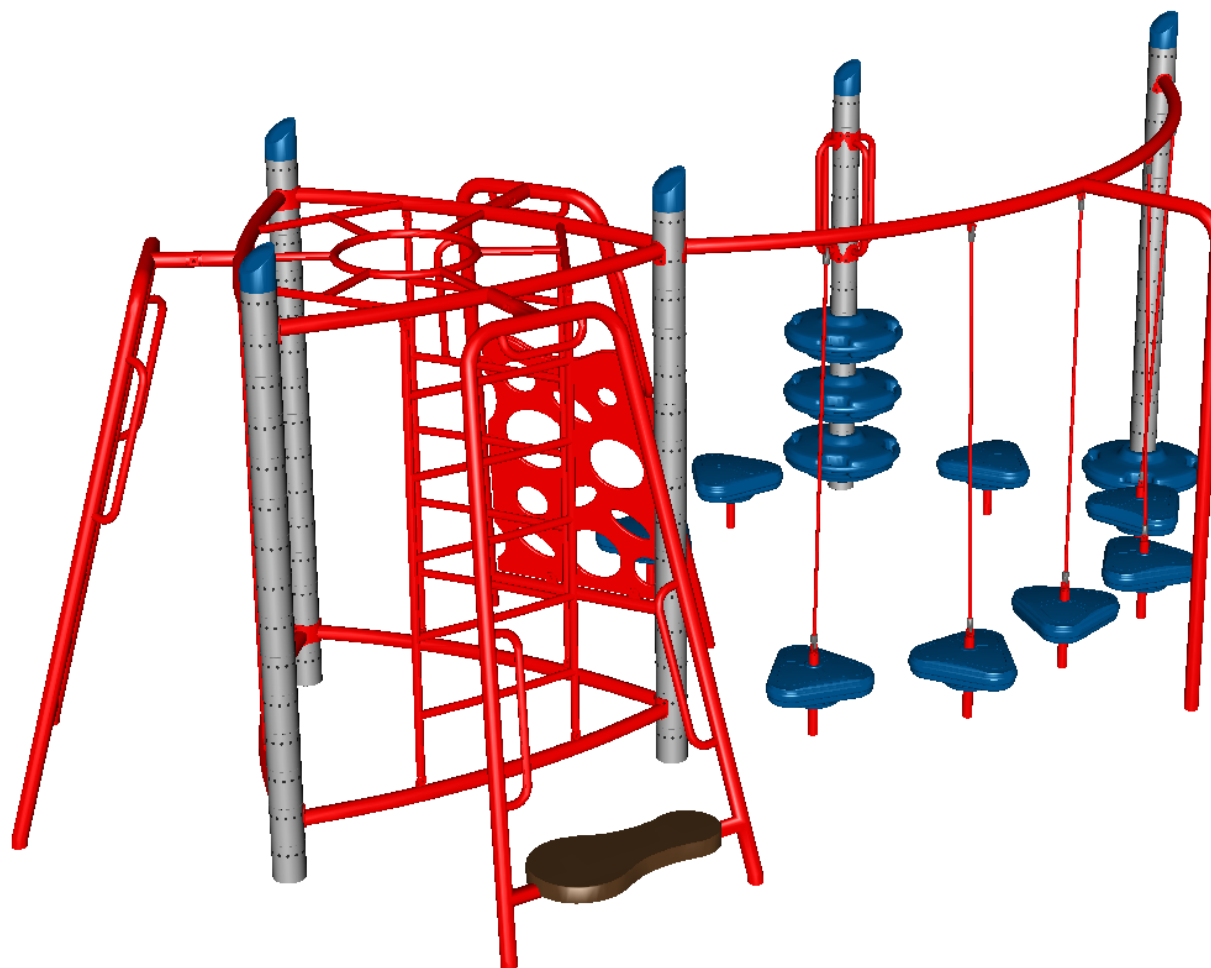
**Playcraft Direct, Inc.**



**REV231AAB**  
**SW VIEW**

**RV5**

FOR KIDS  
AGES  
5-12



STRUCTURE#: REV231AAB

PROJECT#: REV231AAB

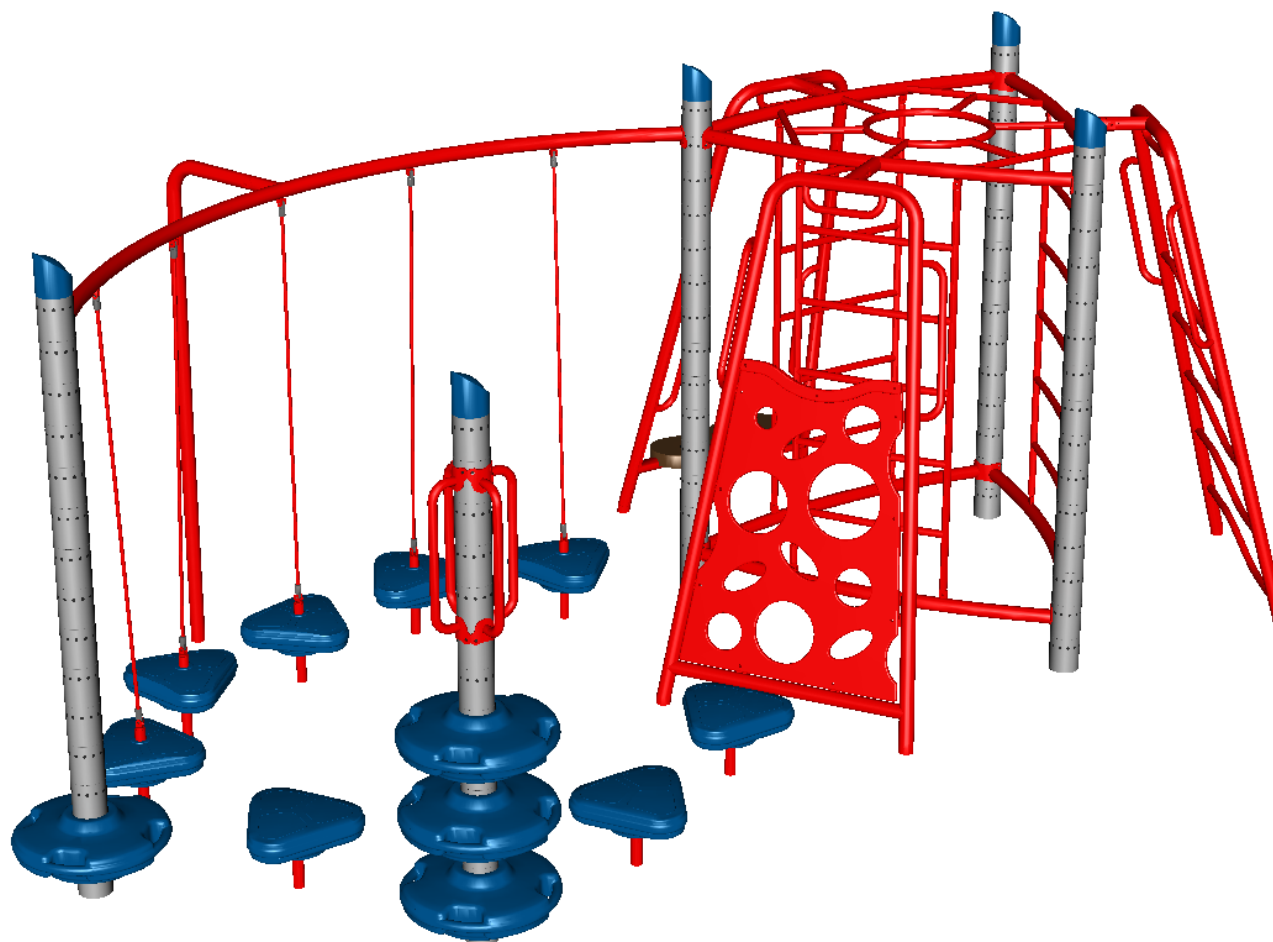
DATE: 4/10/2020 | DRAWN BY: Jefferson

**PLAYCRAFT**  
SYSTEMS

**REV231AAB**  
**NE VIEW**

**RV5**

FOR KIDS  
AGES  
5-12



STRUCTURE#: REV231AAB

PROJECT#: REV231AAB

DATE: 4/10/2020 | DRAWN BY: Jefferson

**PLAYCRAFT**  
SYSTEMS



## Bill of Materials

REV231AAB

Project# REV231AAB

4/10/2020

| Item            | Description                     | Quantity |
|-----------------|---------------------------------|----------|
| REV231AAB       |                                 |          |
| S-10120-RV5     | Post (120in) RV5                | 1        |
| S-10132-RV5     | Post (132in) RV5                | 4        |
| S-1277-MNT-RV5  | Climber, Angled Lunar           | 1        |
| S-1287-MNT-RV5  | Climber, Angled Wave Rung       | 1        |
| S-1437-RV       | Tri-Step Jungle (Multi-colored) | 1        |
| S-1955-3RV5     | Astro Rung Hub (3 Mounts)       | 1        |
| S-1961-RV       | Tri Pad                         | 3        |
| S-21011-MNT     | Support, Beam (Middle)          | 1        |
| S-21263-3-RV    | Climber, Launch Pad (3-Tier)    | 1        |
| S-21263-RV      | Launch Pad RV                   | 1        |
| S-21264-MNT-RV5 | Climber, Angled Landing Pad     | 1        |
| HS-1007-RV      | Extra Hardware                  | 2        |