

R5HA5B77A

TOP VIEW

ADA ACCESSIBILITY GUIDELINE - ADAAG CONFORMANCE

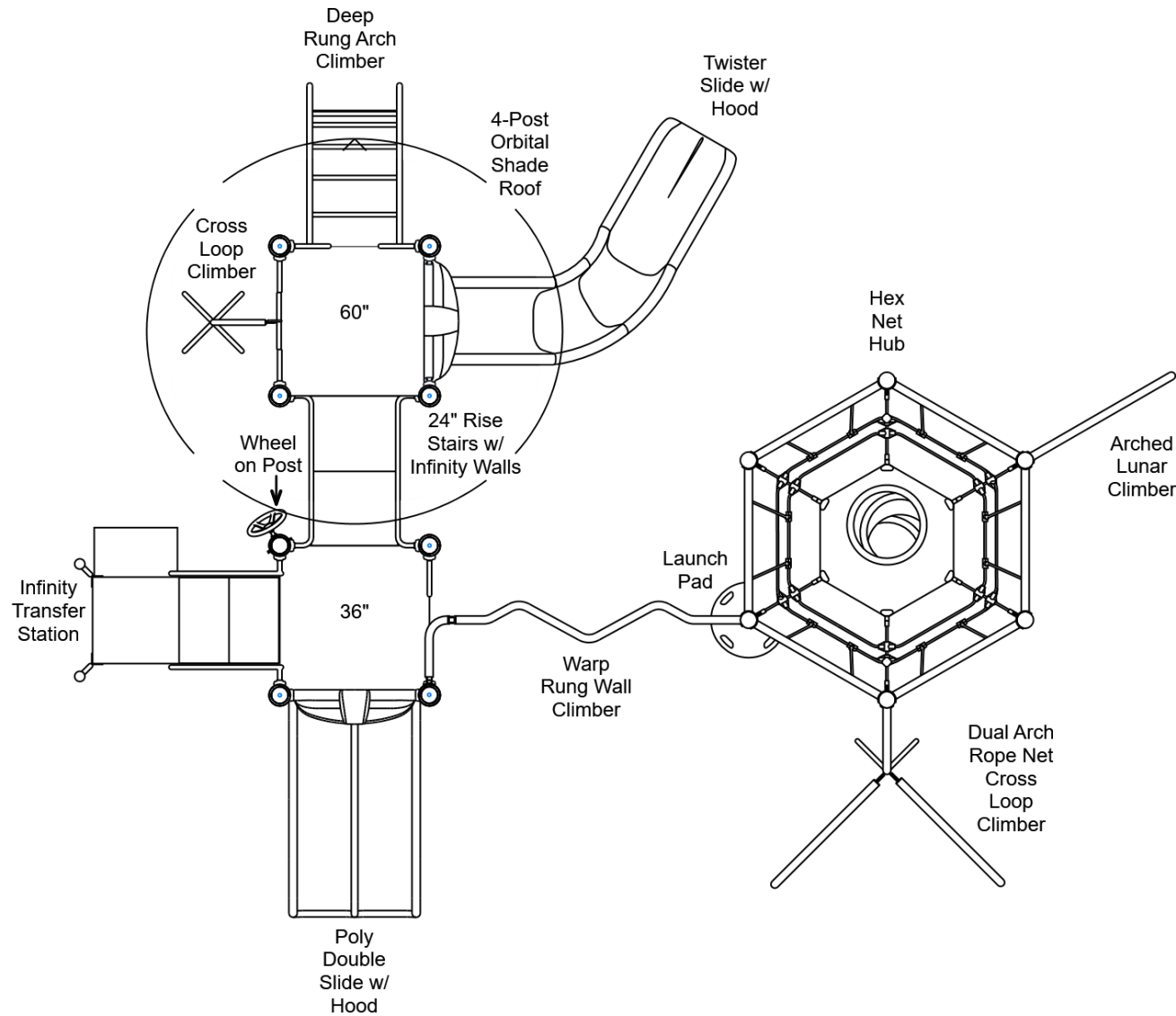
ELEVATED	ACCESSIBLE	RAMP ACCESSIBLE	GROUND	TYPES
5	5/3	0	4/2	2/2



GENERAL NOTES:

This conceptual plan is based on information provided prior to construction. Detailed site information, including the following, should be obtained, evaluated, and utilized in the final project design. Exact site dimensions, topography, existing utilities, soil conditions and drainage solutions.

WARNING: Accessible safety surfacing material is required beneath and around this equipment that has a critical height value (Fall Height) appropriate for the highest accessible part of this equipment. Refer to the CPSC'S Handbook For Public Playground Safety, Section 4: Surfacing.



STRUCTURE#: R5HA5B77A

PROJECT#: R5HA5B77A

DATE: 4/29/2020 | DRAWN BY:

MIN. USE ZONE: 40' x 33'

PLAYCRAFT REP:

Playcraft Direct, Inc.

R5HA5B77A SITE PLAN

ADA ACCESSIBILITY GUIDELINE - ADAAG CONFORMANCE

ELEVATED	ACCESSIBLE	RAMP ACCESSIBLE	GROUND	TYPES
5	5/3	0	4/2	2/2

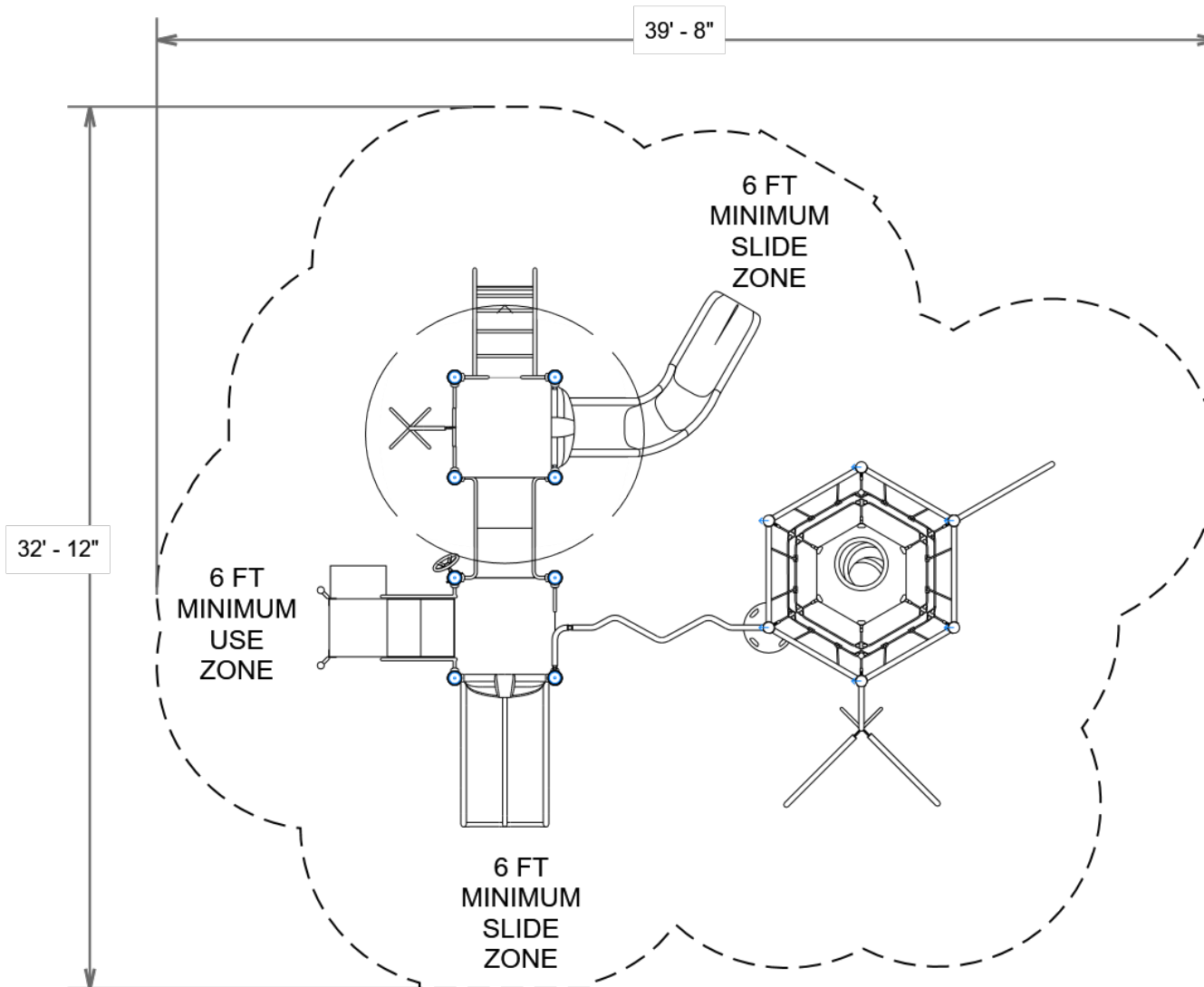


GENERAL NOTES:

This Preliminary Site Plan is based on measurements that were provided in the initial planning phase. All dimensions must be verified prior to the submission of a purchase order. Playcraft Systems will not be held responsible for any discrepancies between actual dimensions and dimensions submitted in the planning phase.

The Minimum Use Zone for a play structure is based on the product design at the time of proposal. Components and structure designs may be subject to change which may affect dimensions. Therefore, before preparing the site, we strongly recommend obtaining final drawings from the factory (available after the order is placed and included in the Assembly Manual).

WARNING: Accessible safety surfacing material is required beneath and around this equipment that has a critical height value (Fall Height) appropriate for the highest accessible part of this equipment. Refer to the CPSC'S Handbook For Public Playground Safety, Section 4: Surfacing.



PROJECT#: R5HA5B77A

DATE: 4/29/2020 | DRAWN BY:

MIN. USE ZONE: 40' x 33'

PLAYCRAFT REP:

Playcraft Direct, Inc.

R5HA5B77A
SW VIEW

RH5

FOR KIDS
AGES
5-12



STRUCTURE#: R5HA5B77A


PROJECT#: R5HA5B77A

DATE: 4/29/2020 | DRAWN BY:

R5HA5B77A
NE VIEW

RH5

FOR KIDS
AGES
5-12



STRUCTURE#: R5HA5B77A

PROJECT#: R5HA5B77A

DATE: 4/29/2020 | DRAWN BY:



Bill of Materials

R5HA5B77A

Project# R5HA5B77A

4/29/2020

Item	Description	Quantity
R5HA5B77A		
HS-1004-R	Collars	22
GF-7002	Dome Cap, R5	4
S-1010-R5-10ft	Post, 10ft R5	1
S-1011-R5-11ft	Post, 11ft R5	7
S-10192-RV5	Post (192in) RV5	6
S-1101-R5	Square Deck	2
S-1206-24IW45	ADA Stairs, 24in Rise w/ Infinity Walls	1
S-1209-24IW	Infinity Transfer Station, 36in-L	1
S-1219-5	Climber, Deep Rung Arch 54-60in	1
S-1229-5R	Climber, Cross Loop 54-60in	1
S-1286-RV5	Climber, Arched Lunar (Post Mount)	1
S-1288-RV	Climber, Dual Arch Rope Net Cross Loop (PM)	1
S-1303-TW-R5	Twister Entry Panel w/ Hood	1
S-1306-R5	Double Slide SitDown Hood	1
S-1309-IW-R5	Infinity Half Walls (Pair)	2
S-1310-IW-R5	Infinity Transition Wall	1
S-1702-3R5	Slide, Double 36in	1
S-1710-5-LL	Slide, Twister 60in (L2)	1
S-18030-4R5	Shade Canopy, 4-Post Orbital	1
S-1812-R5	Driver Wheel (Post Mounted)	1
S-1925-RV	Hex Net Hub	1
S-1968-1RV	Climber, Warp Rung Wall (w/ Housing)	1
S-21004-RTRH5	Connector (Right Turn)	1
S-21263-RV	Launch Pad RV	1
HS-1007-RH	Extra Hardware	2