

R5H6076AA
TOP VIEW

ADA ACCESSIBILITY GUIDELINES - ADAAG CONFORMANCE

ELEVATED	ACCESSIBLE	RAMP ACCESSIBLE	GROUND	TYPES
8	8/4	0/0	9/3	3/3
CHILD CAPACITY	106	MAX FALL HEIGHT	96	

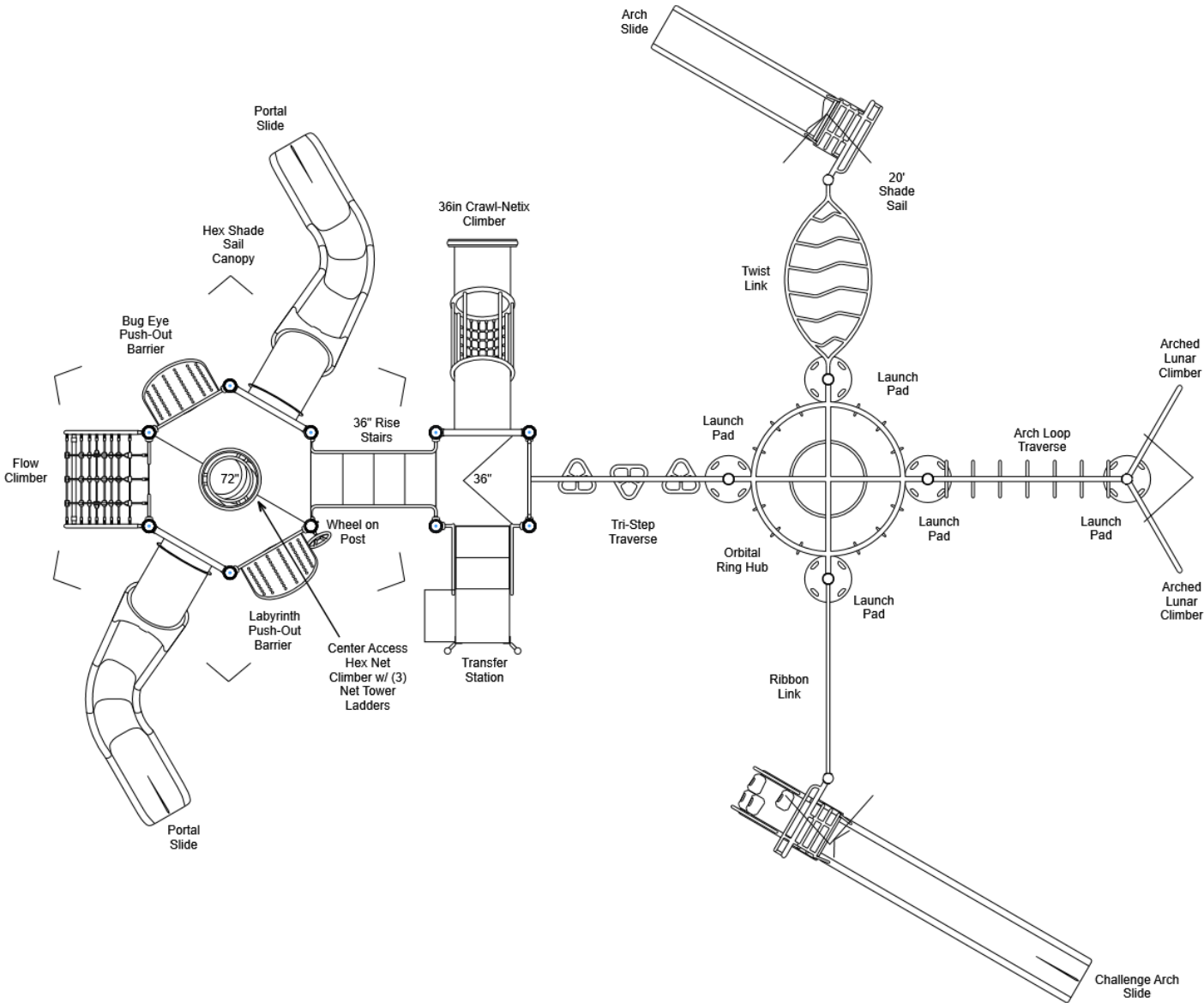
RH5

FOR KIDS
AGES
5-12

GENERAL NOTES

This conceptual plan is based on information provided prior to construction. Detailed site information, including the following, should be obtained, evaluated, and utilized in the final project design. Exact site dimensions, topography, existing utilities, soil conditions and drainage solutions.

WARNING: Accessible safety surfacing material is required beneath and around this equipment that has a critical height value (Fall Height) appropriate for the highest accessible part of this equipment. Refer to the CPSC'S Handbook For Public Playground Safety, Section 4: Surfacing.



STRUCTURE # R5H6076AA
PROJECT # R5H6076AA
DATE 9/8/2023

Playcraft Direct, Inc.
MIN. USE ZONE 57' x 52' (17.369m x 15.844m)



R5H6076AA
SITE PLAN

ADA ACCESSIBILITY GUIDELINES - ADAAG CONFORMANCE

ELEVATED	ACCESSIBLE	RAMP ACCESSIBLE	GROUND	TYPES
8	8/4	0/0	9/3	3/3

RH5

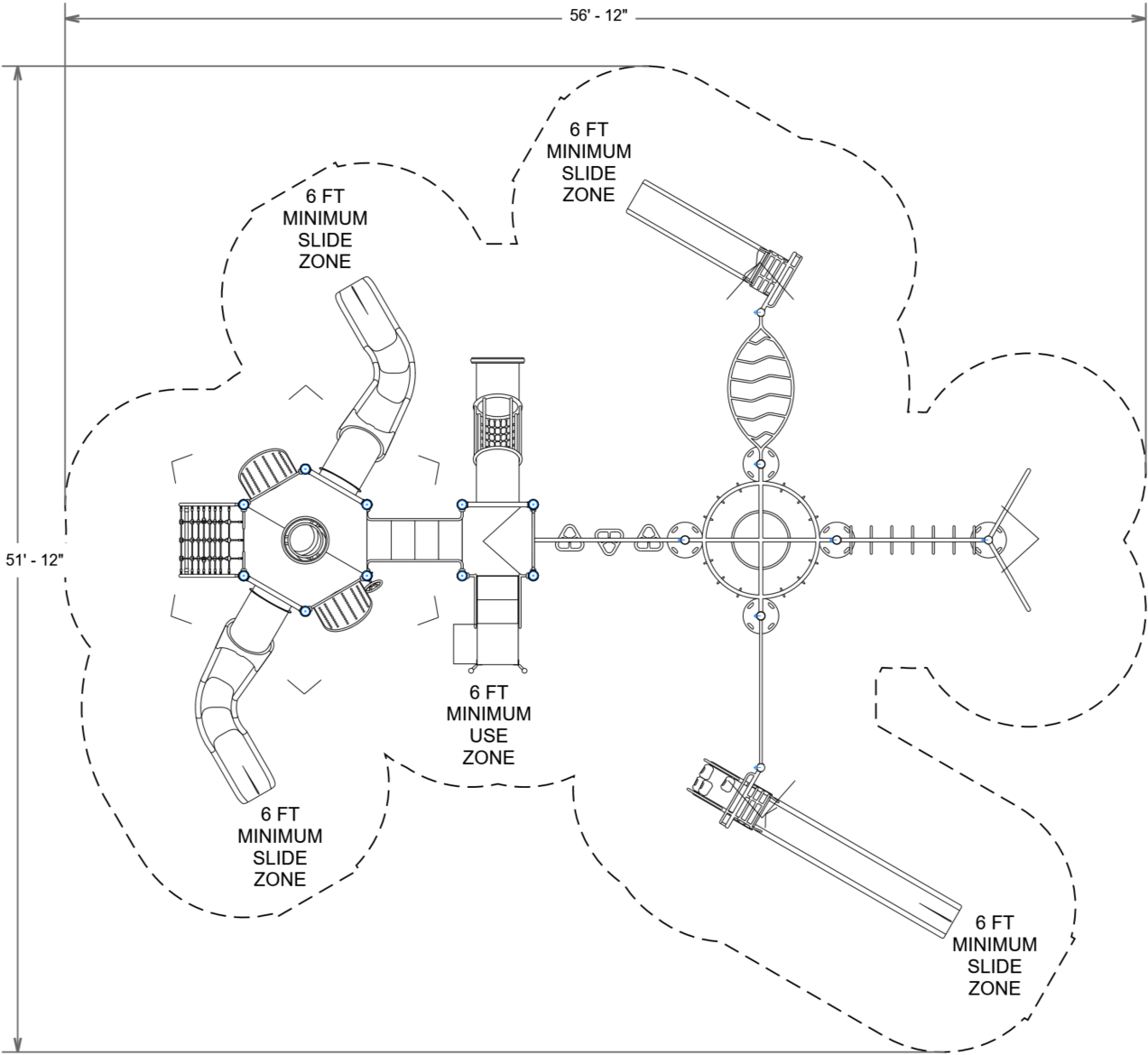
FOR KIDS
AGES
5-12

GENERAL NOTES

This Preliminary Site Plan is based on measurements that were provided in the initial planning phase. All dimensions must be verified prior to the submission of a purchase order. Playcraft Systems will not be held responsible for any discrepancies between actual dimensions and dimensions submitted in the planning phase.

The Minimum Use Zone for a play structure is based on the product design at the time of proposal. Components and structure designs may be subject to change which may affect dimensions. Therefore, before preparing the site, we strongly recommend obtaining final drawings from the factory (available after the order is placed and included in the Assembly Manual).


WARNING: Accessible safety surfacing material is required beneath and around this equipment that has a critical height value (Fall Height) appropriate for the highest accessible part of this equipment. Refer to the CPSC'S Handbook For Public Playground Safety, Section 4: Surfacing.



R5H6076AA
SW VIEW

RH5

FOR KIDS
AGES
5-12

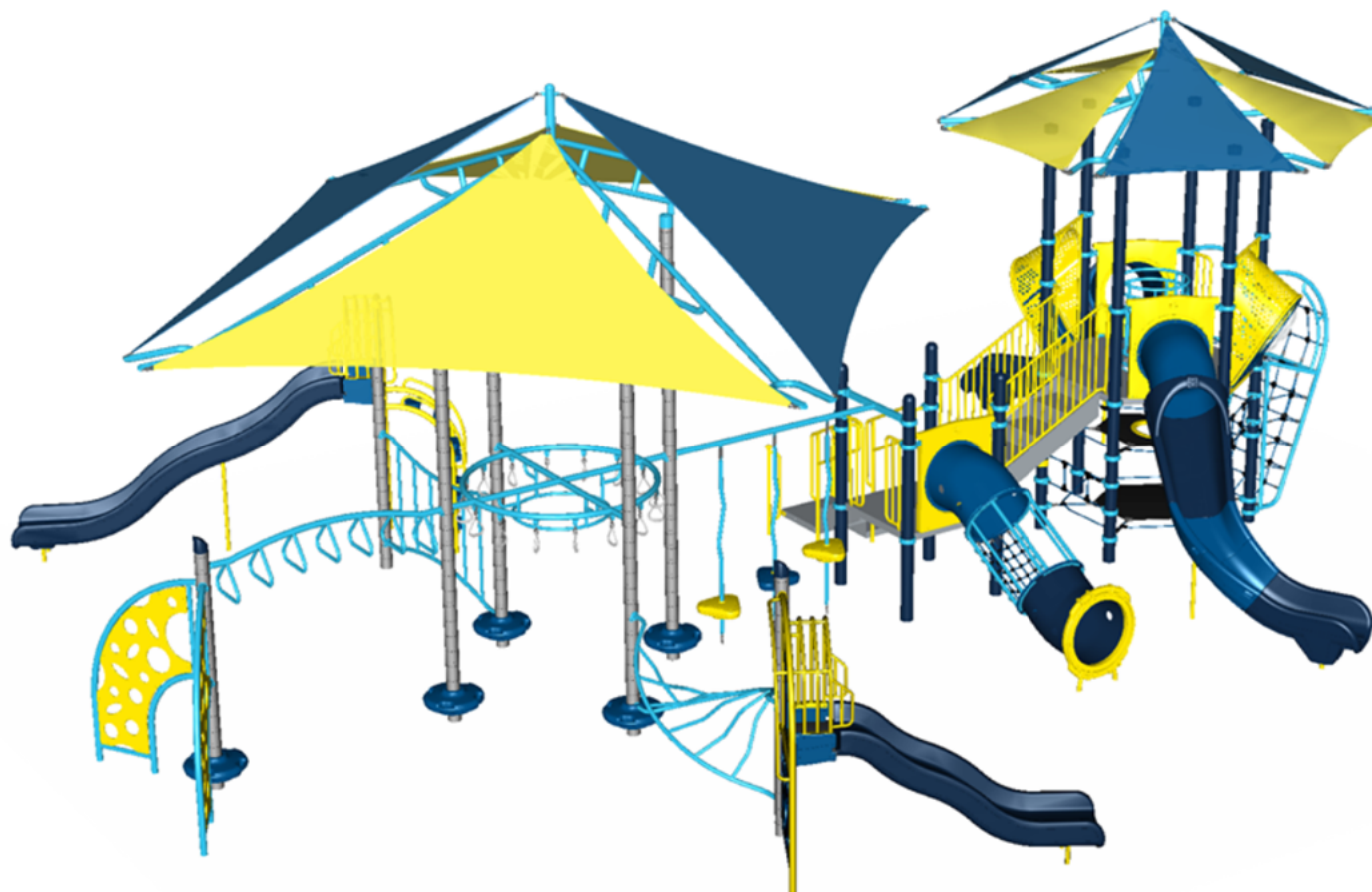


STRUCTURE # R5H6076AA
PROJECT # R5H6076AA
DATE 9/8/2023

R5H6076AA
NE VIEW

RH5

FOR KIDS
AGES
5-12



STRUCTURE # R5H6076AA
PROJECT # R5H6076AA
DATE 9/8/2023

R5H6076AA
Project # R5H6076AA

Date 9/8/2023

Item / Part Number	Description	Qty
[R5H6076AA]		
HS-1004-R	Collars	55
GF-7002	Dome Cap, R5	4
S-1011-R5-11ft	Post, 11ft R5	4
S-10132-RV5	Post (132in) RV5	1
S-10138-RV5	Post (138in) RV5	1
S-10162-RV5	Post (162in) RV5	1
S-1018-R5-18ft	Post, 18ft R5	6
S-10216-RV5-NoCap	Post (216in) RV5	4
S-1101-R5	Square Deck	1
S-12013-4-RV-L	Slide, 48in (Arch, Left)	1
S-12014-6RV-L	Slide, 72in (Challenge Arch, Left)	1
S-1206-36R5	ADA Stairs, 36in Rise w/ Walls	1
S-1209-24-R5	Transfer Station, 36in-L	1
S-1261-R5F	Climber, Flow	1
S-1268-RV5	Climber, Ribbon Link	1
S-1269-RV5	Link, Twist	1
S-1286-RV5	Climber, Arched Lunar	2
S-1293-R5	Net Tower Ladder	3
S-1309-2-R5	Half Walls (Pair) R5	2
S-1362-16132-R5	Push-Out Barrier (Bug Eye)	1
S-1362-16134-R5	Push-Out Barrier (Labyrinth)	1
S-1419-RH5I	Tri-Step, Incl (Hybrid)	1
S-1433-RV	Orbital Ring Hub	1
S-1435-RV	Arch Loop	1
S-1535-3DTG-R5	Climber, Crawl-Netix 36in (DTG, 36)	1
S-1709-6L-LL	Slide, Portal 72in (L-L, Left)	2
S-18027-RV20	Shade Sail, 20ft	1
S-18028-R514	Shade Sail, Hex 14ft	1
S-1812-R5	Driver Wheel (Post Mounted)	1
S-1926-MR5	Center Access Hex Net Deck (72in)	1
S-21263-RV	Launch Pad RV	5