

R5H2D411A TOP VIEW

ADA ACCESSIBILITY GUIDELINE - ADAAG CONFORMANCE

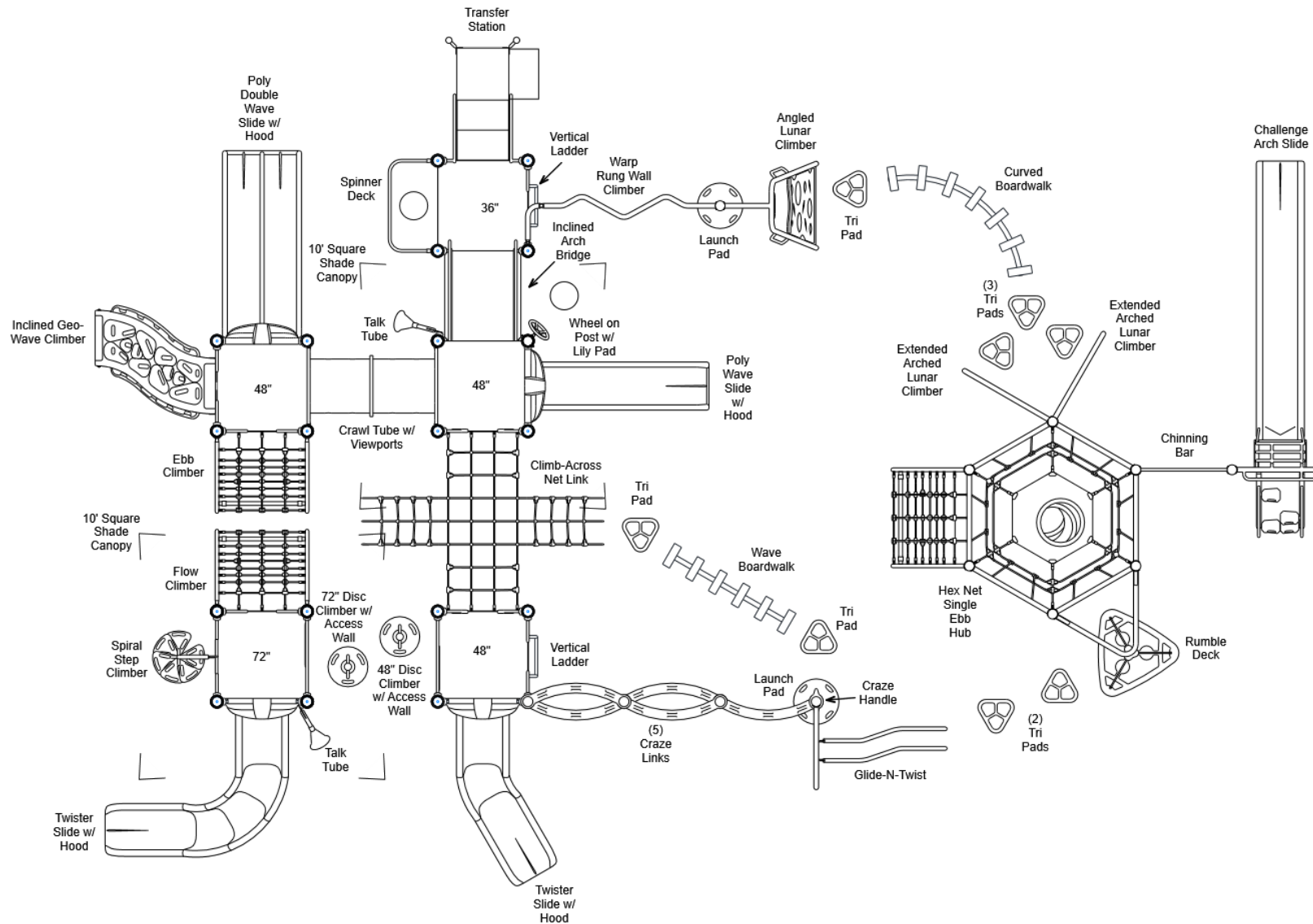
ELEVATED	ACCESSIBLE	RAMP ACCESSIBLE	GROUND	TYPES
14	8/7	0	14/5	4/3



GENERAL NOTES:

This conceptual plan is based on information provided prior to construction. Detailed site information, including the following, should be obtained, evaluated, and utilized in the final project design. Exact site dimensions, topography, existing utilities, soil conditions and drainage solutions.

WARNING: Accessible safety surfacing material is required beneath and around this equipment that has a critical height value (Fall Height) appropriate for the highest accessible part of this equipment. Refer to the CPSC's Handbook For Public Playground Safety, Section 4: Surfacing.



STRUCTURE#: R5H2D411A

PROJECT#: R5H2D411A

DATE: 4/29/2020 | DRAWN BY: Alyssa

MIN. USE ZONE: 63' x 48'

PLAYCRAFT REP:

Playcraft Direct, Inc.

R5H2D411A SITE PLAN

ADA ACCESSIBILITY GUIDELINE - ADAAG CONFORMANCE

ELEVATED	ACCESSIBLE	RAMP ACCESSIBLE	GROUND	TYPES
14	8/7	0	14/5	4/3

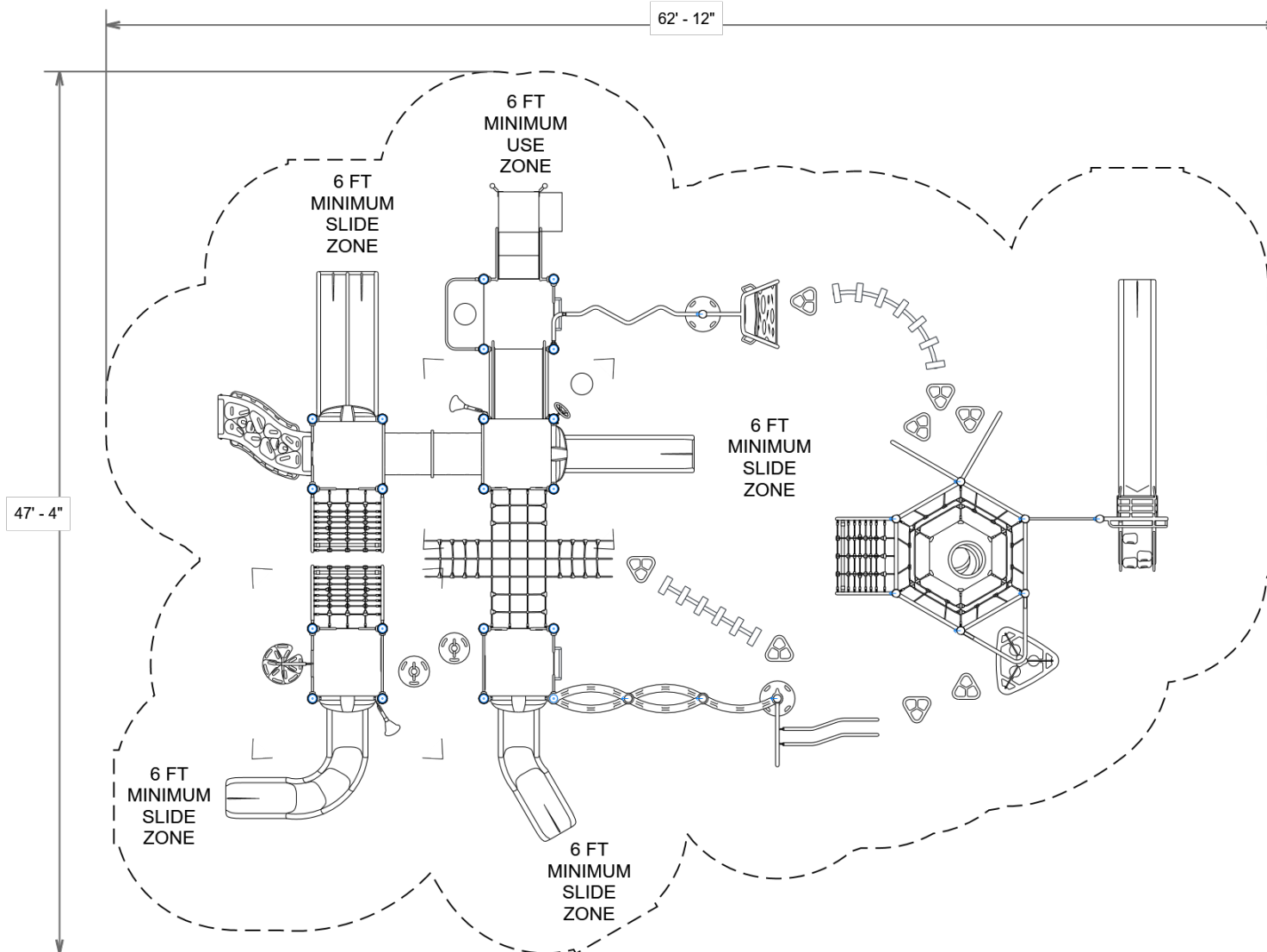


GENERAL NOTES:

This Preliminary Site Plan is based on measurements that were provided in the initial planning phase. All dimensions must be verified prior to the submission of a purchase order. Playcraft Systems will not be held responsible for any discrepancies between actual dimensions and dimensions submitted in the planning phase.

The Minimum Use Zone for a play structure is based on the product design at the time of proposal. Components and structure designs may be subject to change which may affect dimensions. Therefore, before preparing the site, we strongly recommend obtaining final drawings from the factory (available after the order is placed and included in the Assembly Manual).

WARNING: Accessible safety surfacing material is required beneath and around this equipment that has a critical height value (Fall Height) appropriate for the highest accessible part of this equipment. Refer to the CPSC's Handbook For Public Playground Safety, Section 4: Surfacing.



PROJECT#: R5H2D411A

DATE: 4/29/2020 | DRAWN BY: Alyssa

MIN. USE ZONE: 63' x 48'

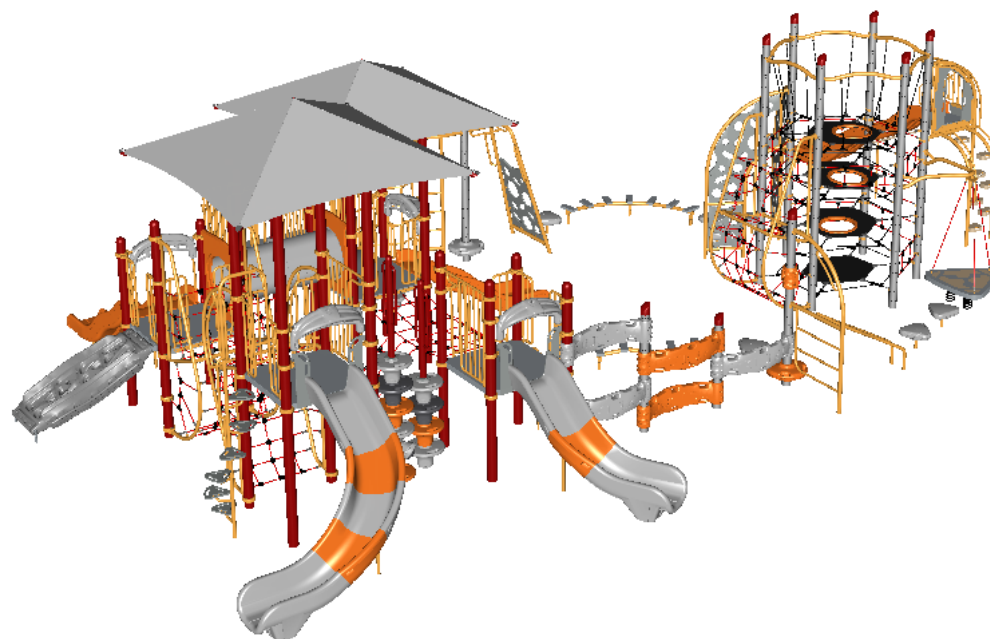
PLAYCRAFT REP:

Playcraft Direct, Inc.

R5H2D411A
SW VIEW



FOR KIDS
AGES
5-12



STRUCTURE#: R5H2D411A

PROJECT#: R5H2D411A

DATE: 4/29/2020 | DRAWN BY: Alyssa

R5H2D411A
NE VIEW



FOR KIDS
AGES
5-12



STRUCTURE#: R5H2D411A

PROJECT#: R5H2D411A

DATE: 4/29/2020 | DRAWN BY: Alyssa



Bill of Materials

R5H2D411A

Project# R5H2D411A

4/29/2020

Item	Description	Quantity
R5H2D411A		
HS-1004-R	Collars	62
A2-2430	Boardwalk, Curved (90 Degree)	1
A2-2435-W	Boardwalk, Wave	1
CT-32E-2S-R5	Crawl Tube, 32in (2-Section)	1
GF-7002	Dome Cap, R5	12
S-10090-RV5	Post (090in) RV5	1
S-10108-RV5	Post (108in) RV5	1
S-1010-R5-10ft	Post, 10ft R5	3
S-1011-R5-11ft	Post, 11ft R5	5
S-1012-R5-12ft	Post, 12ft R5	2
S-10132-RV5	Post (132in) RV5	1
S-10138-RV5	Post (138in) RV5	1
S-1013-R5-13ft	Post, 13ft R5	2
S-1015-R5-15ft	Post, 15ft R5	4
S-10162-RV5	Post (162in) RV5	1
S-1018-R5-18ft	Post, 18ft R5	4
S-10192-RV5	Post (192in) RV5	6
S-1101-R5	Square Deck	5
S-1109-LRG-R5-SPN	Spinner Deck	1
S-12014-6RV-L	Slide, 72in (Challenge Arch, Left)	1
S-1209-24-R5	Transfer Station, 36in-L	1
S-1210-36	Climber, Vertical Ladder 30-36in	1
S-1210-48	Climber, Vertical Ladder 42-48in	1
S-1233-4-MC	Climber, Disc 42-48in	1
S-1233-6-MC	Climber, Disc 66-72in	1



Bill of Materials (continued)

Item	Description	Quantity
S-1234-6R	Climber, Spiral Step 66-72in	1
S-1249-DGH	Climber, Inc. Geo-Wave 42-48in (H, DTG, R)	1
S-1261-R5E	Climber, Ebb	1
S-1261-R5F	Climber, Flow	1
S-1277-RV5	Climber, Angled Lunar (Post Mount)	1
S-1286-RVEXT	Climber, Arched Lunar Extended (Post Mount)	2
S-1295-RV	Craze Handle RV	1
S-1296-RH5	Craze Link RH5 (Left)	1
S-1296-RH5	Craze Link RH5 (Right)	1
S-1296-RV	Craze Link RV	3
S-1303-R5	Single Slide SitDown Hood	1
S-1303-TW-R5	Twister Entry Panel w/ Hood	2
S-1306-R5	Double Slide SitDown Hood	1
S-1309-2-R5	Half Walls (Pair) R5	5
S-1310-R5	Transition Wall	1
S-1314-R5L	Access Wall (Left)	2
S-1414	Lily Pad Seat	1
S-1514-45R5	Bridge, Inclined Arch (45in)	1
S-1526-R5	Link, Climb-Across Net (90in)	1
S-1702-4R5	Slide, Wave 48in (Double)	1
S-1704-4	Slide, Wave 48in (Single)	1
S-1710-4-L	Slide, Twister 48in (L)	1
S-1710-6-RRR	Slide, Twister 72in (R3)	1
S-18021-10R5	Shade Canopy, 10ft Square	2
S-1812-R5	Driver Wheel (Post Mounted)	1
S-1910-R5	Talk Tube (Post Mounted, Right)	2
S-1917-RVLL	Climber, Glide-N-Twist (Left Handle, Left Bend)	1
S-1925-1ERV	Hex Net Single Ebb Hub	1
S-1930-RV	Chinning Bar RV	1
S-1961-RV	Tri Pad	8



Bill of Materials (continued)

Item	Description	Quantity
S-1968-1RV	Climber, Warp Rung Wall (w/ Housing)	1
S-1971-RV	Rumble Deck	1
S-21004-RTRH5	Connector (Right Turn)	1
S-21263-RV	Launch Pad RV	2
HS-1007-RH	Extra Hardware	2