

TOP VIEW

ADA ACCESSIBILITY GUIDELINES - ADAAG CONFORMANCE

ELEVATED	ACCESSIBLE	RAMP ACCESSIBLE	GROUND	TYPES
12	12/6	0/0	4/4	3/3
CHILD CAPACITY	103	MAX FALL HEIGHT	120	

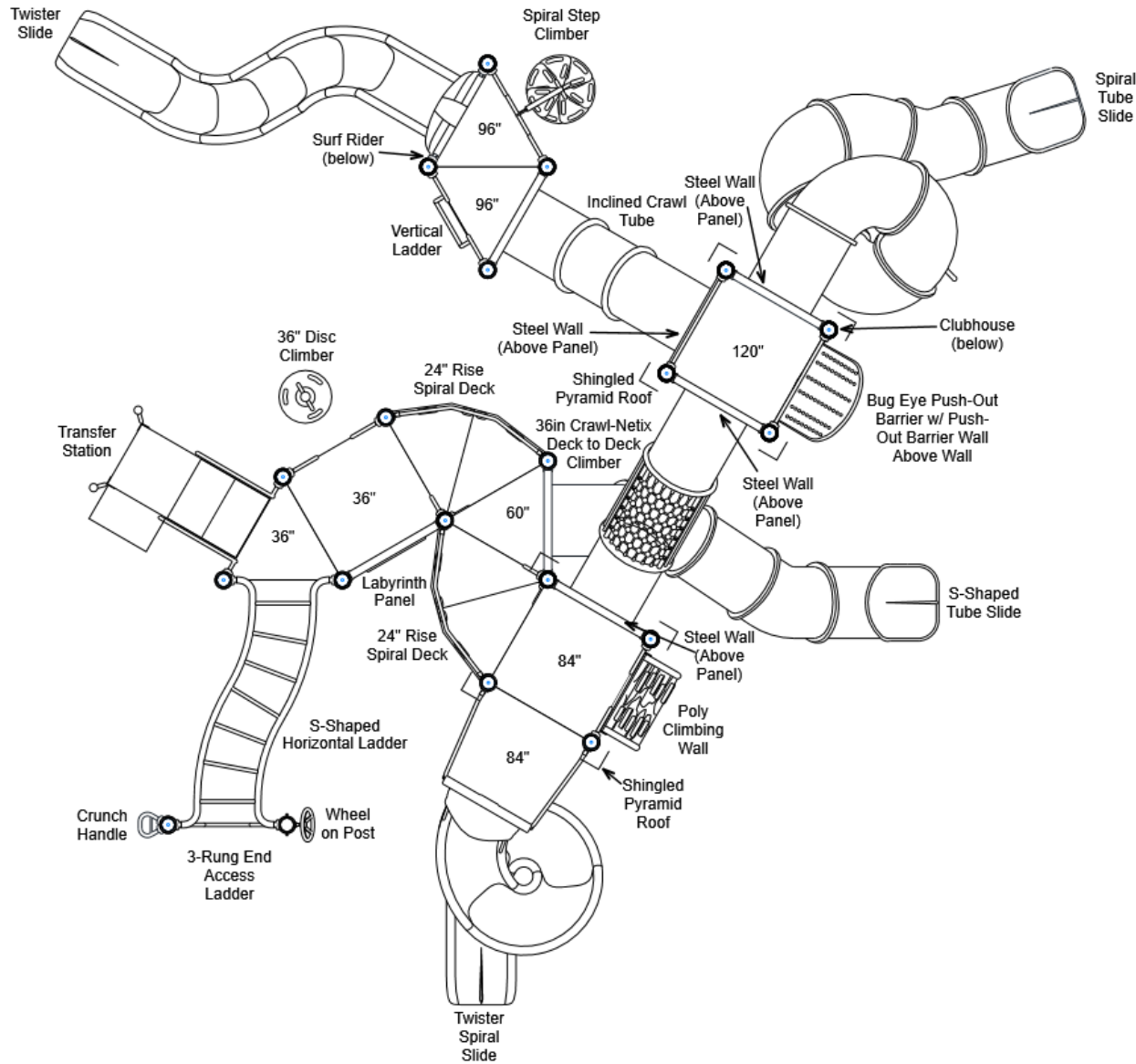
R5

FOR KIDS
AGES
5-12

GENERAL NOTES

This conceptual plan is based on information provided prior to construction. Detailed site information, including the following, should be obtained, evaluated, and utilized in the final project design. Exact site dimensions, topography, existing utilities, soil conditions and drainage solutions.

WARNING: Accessible safety surfacing material is required beneath and around this equipment that has a critical height value (Fall Height) appropriate for the highest accessible part of this equipment. Refer to the CPSC'S Handbook For Public Playground Safety, Section 4: Surfacing.



STRUCTURE # R50F19F1A
PROJECT # R50F19F1A
DATE 8/24/2023

Playcraft Direct, Inc.

MIN. USE ZONE 49' x 45' (14.818m x 13.504m)



R50F19F1A
SITE PLAN

ADA ACCESSIBILITY GUIDELINES - ADAAG CONFORMANCE

ELEVATED	ACCESSIBLE	RAMP ACCESSIBLE	GROUND	TYPES
12	12/6	0/0	4/4	3/3

R5

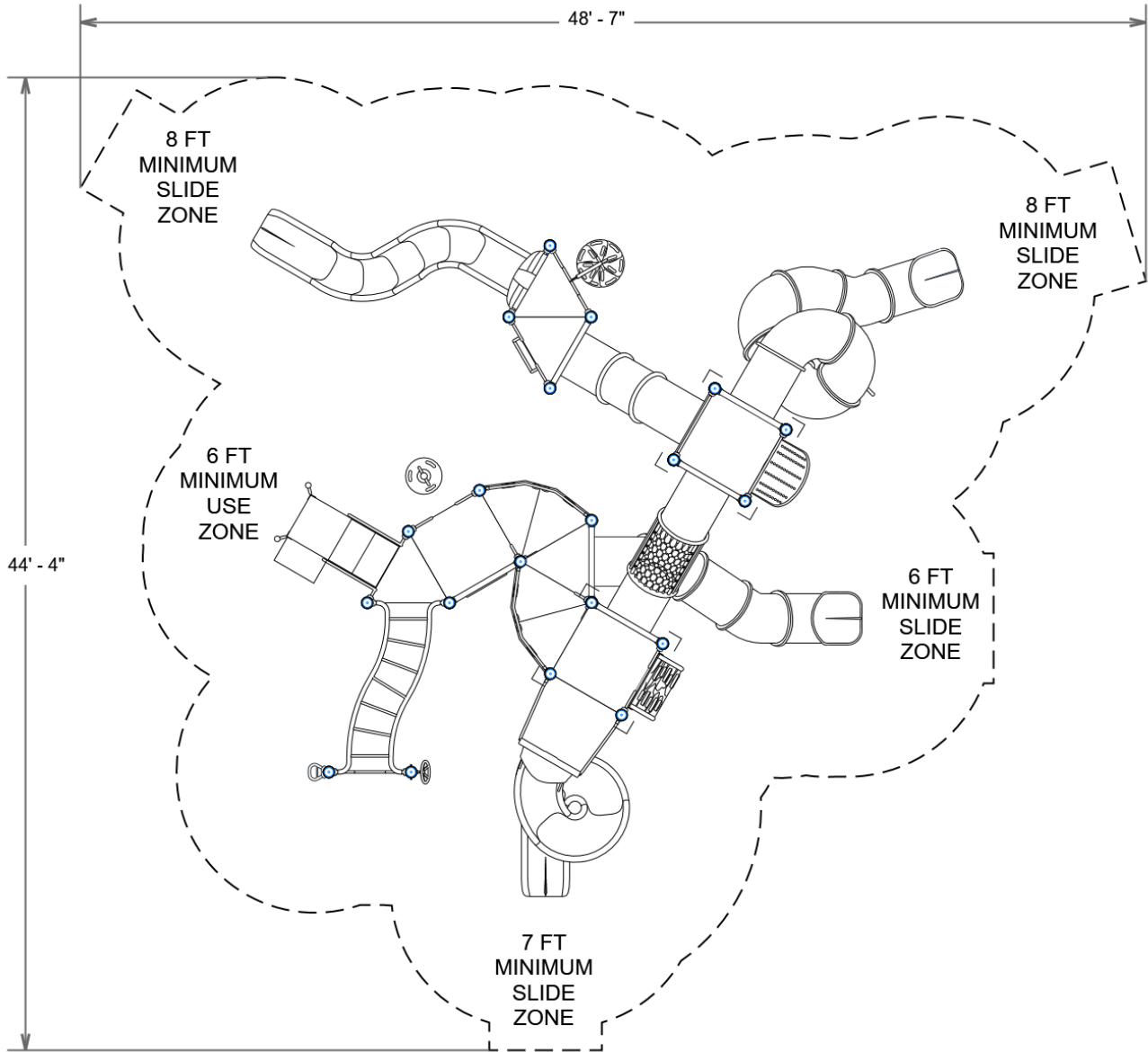
FOR KIDS
AGES
5-12

GENERAL NOTES

This Preliminary Site Plan is based on measurements that were provided in the initial planning phase. All dimensions must be verified prior to the submission of a purchase order. Playcraft Systems will not be held responsible for any discrepancies between actual dimensions and dimensions submitted in the planning phase.

The Minimum Use Zone for a play structure is based on the product design at the time of proposal. Components and structure designs may be subject to change which may affect dimensions. Therefore, before preparing the site, we strongly recommend obtaining final drawings from the factory (available after the order is placed and included in the Assembly Manual).

WARNING: Accessible safety surfacing material is required beneath and around this equipment that has a critical height value (Fall Height) appropriate for the highest accessible part of this equipment. Refer to the CPSC'S Handbook For Public Playground Safety, Section 4: Surfacing.



R50F19F1A
SW VIEW

R5

FOR KIDS
AGES
5-12

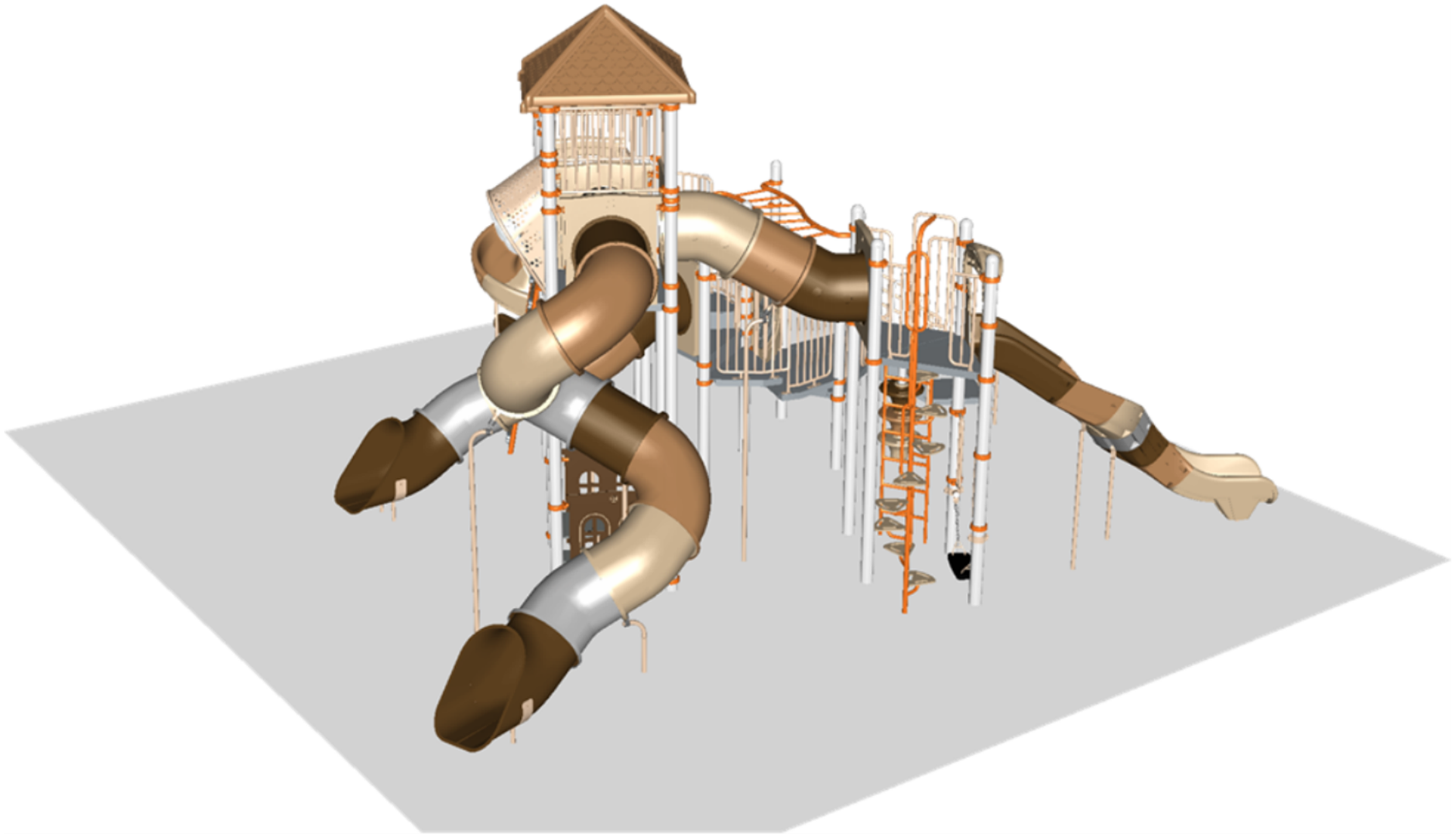


STRUCTURE # R50F19F1A
PROJECT # R50F19F1A
DATE 8/24/2023

R50F19F1A
NE VIEW

R5

FOR KIDS
AGES
5-12



STRUCTURE # R50F19F1A
PROJECT # R50F19F1A
DATE 8/24/2023

R50F19F1A

Project # R50F19F1A

Date 8/24/2023

Item / Part Number	Description	Qty
[R50F19F1A]		
HS-1004-R	Collars	96
GF-7002	Dome Cap, R5	12
S-1010-R5-10ft	Post, 10ft R5	1
S-1011-R5-11ft	Post, 11ft R5	5
S-1012-R5-12ft	Post, 12ft R5	1
S-1013-R5-13ft	Post, 13ft R5	1
S-1015-R5-15ft	Post, 15ft R5	4
S-1017-R5-17ft	Post, 17ft R5	4
S-1020-R5-20ft	Post, 20ft R5	4
S-1101-R5	Square Deck	3
S-11021-L	Spiral Deck, (Left, 24in)	1
S-11021-R	Spiral Deck, (Right, 24in)	1
S-1102-R5	Tri-Deck	4
S-1209-24-R5	Transfer Station, 36in-R	1
S-1210-96	Climber, Vertical Ladder 90-96in	1
S-1233-3-HW	Climber, Disc 30-36in (w/ HW)	1
S-1234-8R	Climber, Spiral Step 90-96in	1
S-1248-7	Climber, Poly Climbing Wall 78-84in	1
S-1301-36875R5	Steel Wall (Above Panel)	5
S-1301-RSP1675	Push-Out Barrier (Above Wall, Single Bar)	1
S-1303-TW-R5	Twister Entry Panel w/ Hood	1
S-1309-2-R5	Half Walls (Pair) R5	3
S-1310-R5	Transition Wall	1
S-1362-16132-R5	Push-Out Barrier (Bug Eye)	1
S-1403-R5	End Access Ladder (3-Rung)	1
S-1405-R-R5	Traverse, Horizontal Ladder (S-Shaped, Right)	1
S-1500-3IR5	Crawl Tube, 24in Incl. (3-Sect., 96in High)	1
S-1535-3DTD-V2	Climber, Crawl-Netix 36in (DTD, 36)	1
S-1634-R5	Labyrinth Panel	1
S-1639-R5	Clubhouse	1
S-1706-S7L-R5	Slide, Twister Spiral 84in (L)	1
S-1707-10SPRR5	Slide, Tube 120in (Spiral, Right)	1
S-1707-5SR5	Slide, Tube 60in (S-Shaped, Right)	1
S-1710-8-LLSRR	Slide, Twister 96in (L-L-S-R-R)	1
S-1807-R5	Roof, Square Pyramid (Shingled)	2
S-1812-R5	Driver Wheel (Post Mounted)	1

Item / Part Number	Description	Qty
S-1937-R5	Crunch Handle	1
S-1948-R5	Surf Rider	1