

R50F0A05A

TOP VIEW

ADA ACCESSIBILITY GUIDELINES - ADAAG CONFORMANCE

ELEVATED	ACCESSIBLE	RAMP ACCESSIBLE	GROUND	TYPES
8	7/4	0/0	3/3	3/3
CHILD CAPACITY	56	MAX FALL HEIGHT	60	

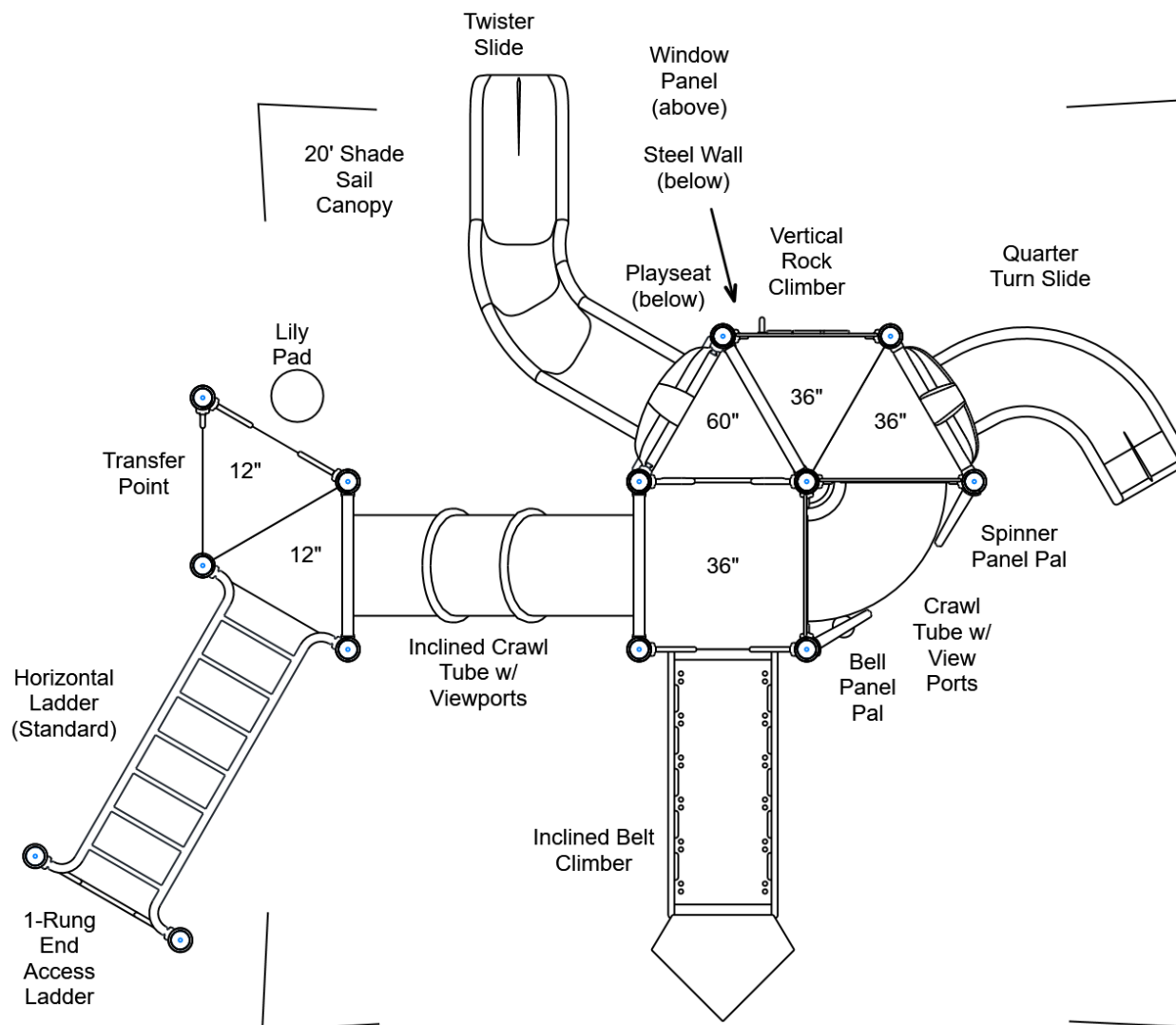
R5

FOR KIDS
AGES
2-5

GENERAL NOTES

This conceptual plan is based on information provided prior to construction. Detailed site information, including the following, should be obtained, evaluated, and utilized in the final project design. Exact site dimensions, topography, existing utilities, soil conditions and drainage solutions.

WARNING: Accessible safety surfacing material is required beneath and around this equipment that has a critical height value (Fall Height) appropriate for the highest accessible part of this equipment. Refer to the CPSC'S Handbook For Public Playground Safety, Section 4: Surfacing.



STRUCTURE # R50F0A05A
PROJECT # R50F0A05A
DATE 6/19/2023

Playcraft Direct, Inc.

MIN. USE ZONE 38' x 34' (11.512m x 10.1m)

R50F0A05A
SITE PLAN

ADA ACCESSIBILITY GUIDELINES - ADAAG CONFORMANCE

ELEVATED	ACCESSIBLE	RAMP ACCESSIBLE	GROUND	TYPES
8	7/4	0/0	3/3	3/3

R5

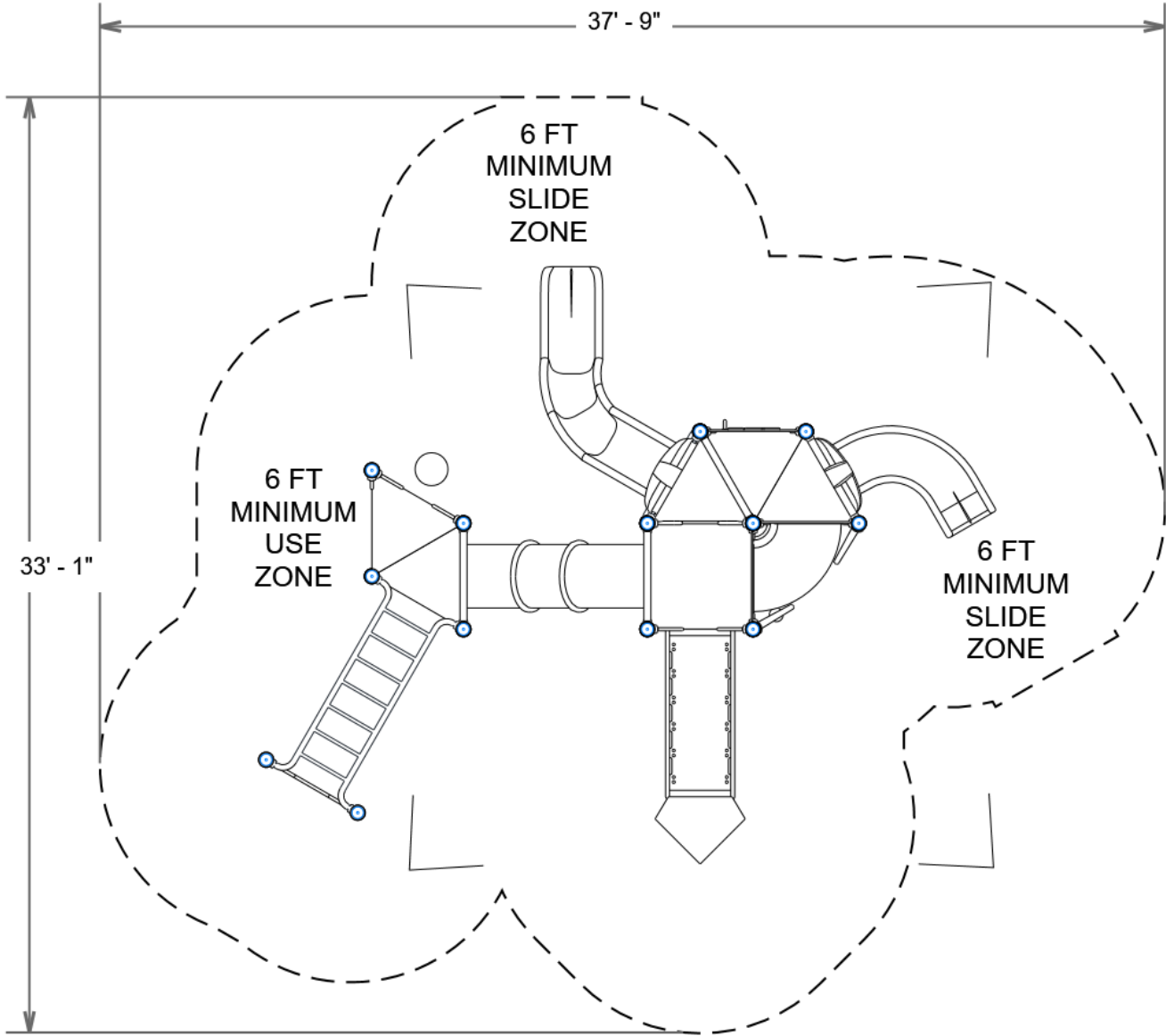
FOR KIDS
AGES
2-5

GENERAL NOTES

This Preliminary Site Plan is based on measurements that were provided in the initial planning phase. All dimensions must be verified prior to the submission of a purchase order. Playcraft Systems will not be held responsible for any discrepancies between actual dimensions and dimensions submitted in the planning phase.

The Minimum Use Zone for a play structure is based on the product design at the time of proposal. Components and structure designs may be subject to change which may affect dimensions. Therefore, before preparing the site, we strongly recommend obtaining final drawings from the factory (available after the order is placed and included in the Assembly Manual).

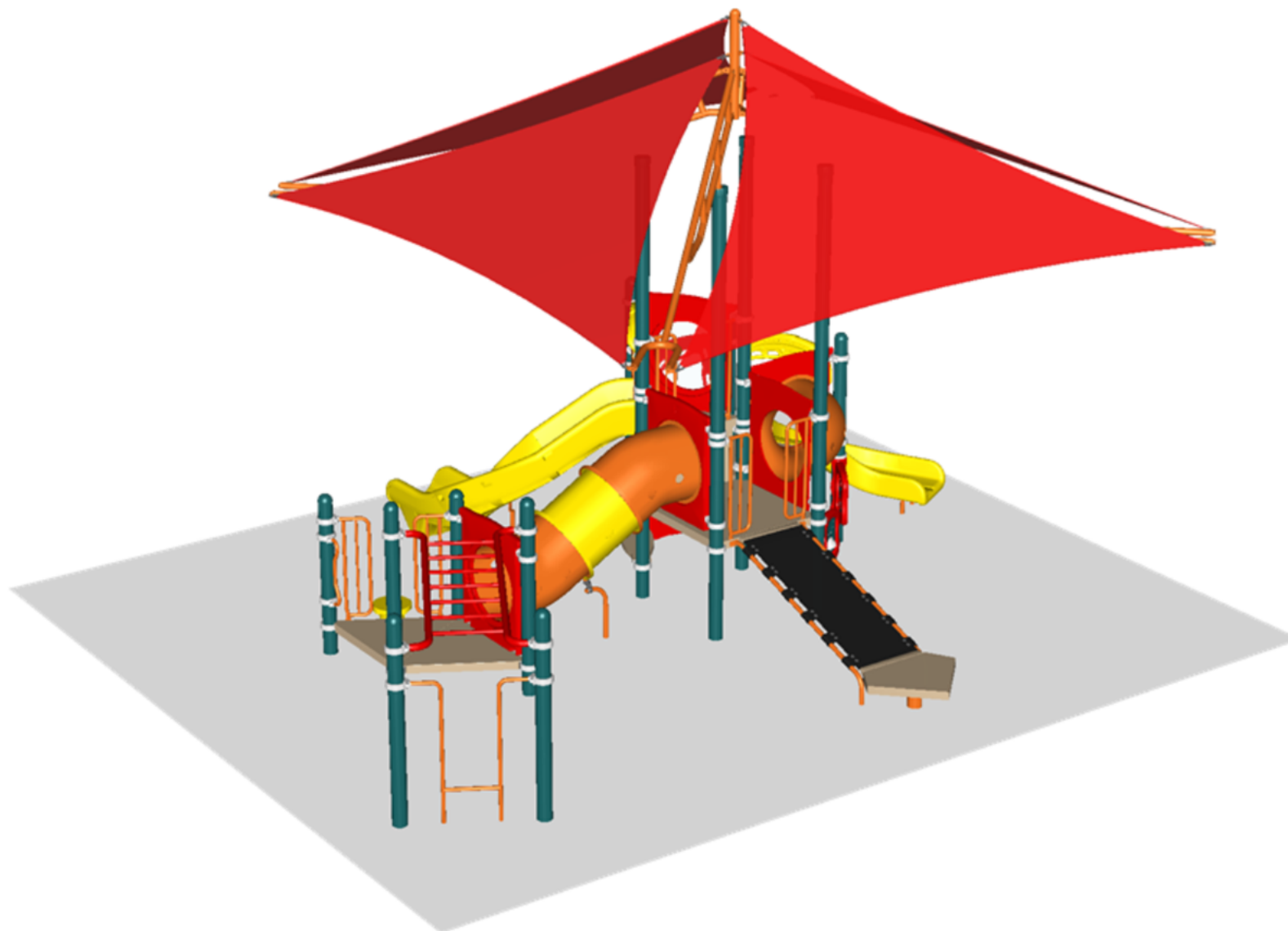
WARNING: Accessible safety surfacing material is required beneath and around this equipment that has a critical height value (Fall Height) appropriate for the highest accessible part of this equipment. Refer to the CPSC'S Handbook For Public Playground Safety, Section 4: Surfacing.



R50F0A05A
SW VIEW

R5

FOR KIDS
AGES
2-5




STRUCTURE # R50F0A05A
PROJECT # R50F0A05A
DATE 6/19/2023

R50F0A05A
NE VIEW

R5

FOR KIDS
AGES
2-5



STRUCTURE # R50F0A05A
PROJECT # R50F0A05A
DATE 6/19/2023

R50F0A05A
Project # R50F0A05A

Date 6/19/2023

Item / Part Number	Description	Qty
[R50F0A05A]		
HS-1004-R	Collars	54
GF-7002	Dome Cap, R5	9
S-1008-R5-08ft	Post, 08ft R5	2
S-1009-R5-09ft	Post, 09ft R5	4
S-1010-R5-10ft	Post, 10ft R5	2
S-1012-R5-12ft	Post, 12ft R5	1
S-1017-R5-17ft	Post, 17ft R5	4
S-1101-R5	Square Deck	1
S-1102-R5	Tri-Deck	5
S-12091-3	Climber, Inc. Belt 36in (Dual Access)	1
S-1211-24R5	Filler, Step 24in	1
S-1237-3R5	Climber, Vertical Rock 30-36in	1
S-1301-24R5	Wall, Steel (24in)	1
S-1303-R5	Single Slide SitDown Hood	1
S-1303-TW-R5	Twister Entry Panel w/ Hood	1
S-1309-2-R5	Half Walls (Pair) R5	2
S-1313-R5	Handle	1
S-1401-R5	End Access Ladder (1-Rung)	1
S-1406-90R5	Traverse, Horizontal Ladder (7-Rung)	1
S-1414	Lily Pad Step 12-18in	1
S-1500-3IR5	Crawl Tube, 24in Incl. (3-Sect., 6-12in High)	1
S-1500-90-R5	Crawl Tube, (90 Degree, 1 Section)	1
S-1617-R5	Window Panel	1
S-1661-R5	Panel Pal, Bell	1
S-1666-R5	Panel Pal, Spinner	1
S-1705-3	Slide, Quarter Turn 36in	1
S-1710-5-RR	Slide, Twister 60in (R2)	1
S-18027-R520	Shade Sail Canopy, 20ft	1
S-1962-R5	Playseat	1