

R50F0692A TOP VIEW

ADA ACCESSIBILITY GUIDELINE - ADAAG CONFORMANCE

ELEVATED	ACCESSIBLE	RAMP ACCESSIBLE	GROUND	TYPES
9	6/5	0	4/3	3/3

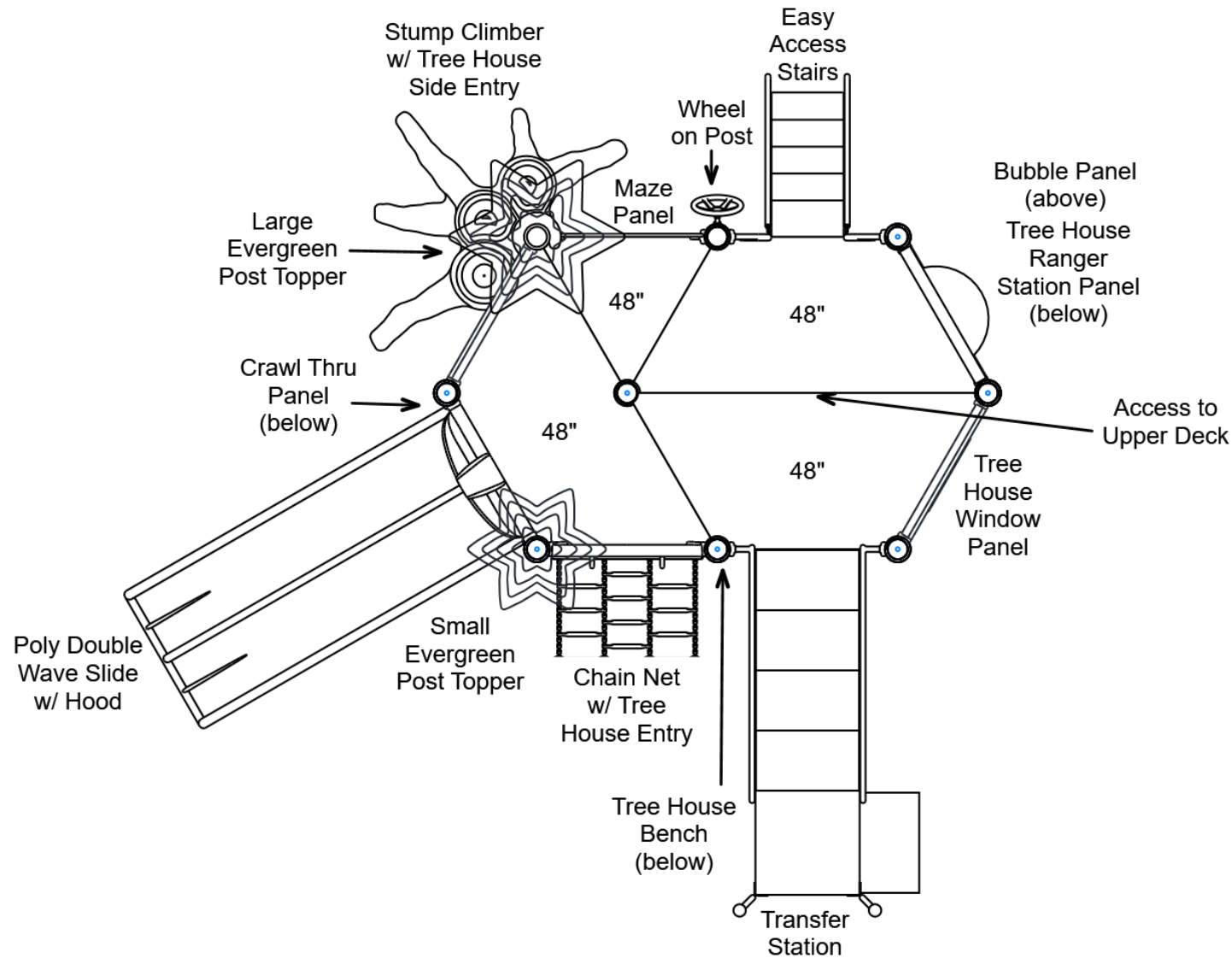
R5

FOR KIDS
AGES
5-12

GENERAL NOTES:

This conceptual plan is based on information provided prior to construction. Detailed site information, including the following, should be obtained, evaluated, and utilized in the final project design. Exact site dimensions, topography, existing utilities, soil conditions and drainage solutions.

WARNING: Accessible safety surfacing material is required beneath and around this equipment that has a critical height value (Fall Height) appropriate for the highest accessible part of this equipment. Refer to the CPSC'S Handbook For Public Playground Safety, Section 4: Surfacing.



STRUCTURE#: R50F0692A
PROJECT#: R50F0692A
DATE: 1/4/2023

MIN. USE ZONE: 40' x 30'

PLAYCRAFT REP:
Playcraft Direct, Inc.

R50F0692A TOP VIEW

ADA ACCESSIBILITY GUIDELINE - ADAAG CONFORMANCE

ELEVATED	ACCESSIBLE	RAMP ACCESSIBLE	GROUND	TYPES
9	6/5	0	4/3	3/3

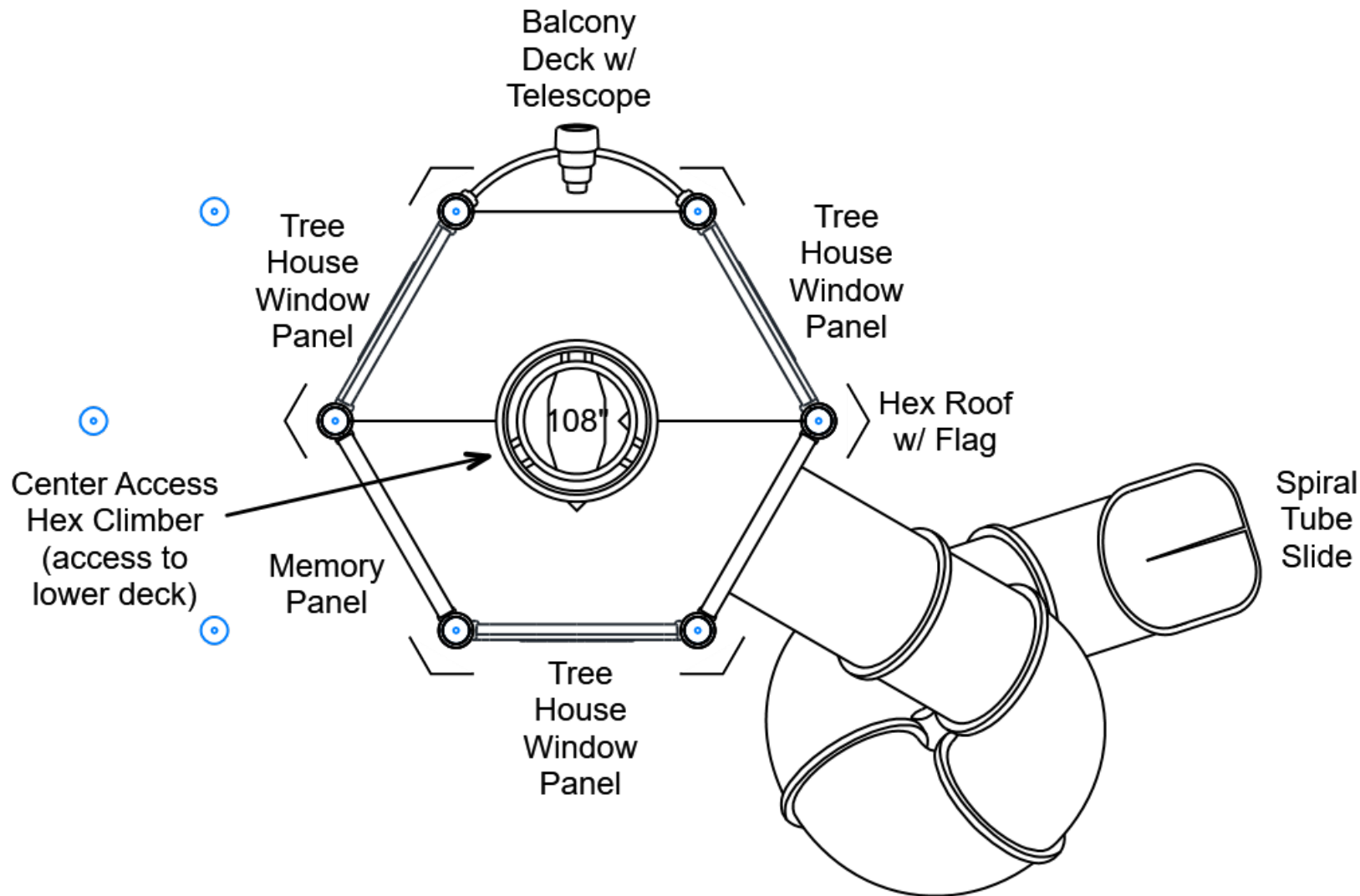
R5

FOR KIDS
AGES
5-12

GENERAL NOTES:

This conceptual plan is based on information provided prior to construction. Detailed site information, including the following, should be obtained, evaluated, and utilized in the final project design. Exact site dimensions, topography, existing utilities, soil conditions and drainage solutions.

WARNING: Accessible safety surfacing material is required beneath and around this equipment that has a critical height value (Fall Height) appropriate for the highest accessible part of this equipment. Refer to the CPSC'S Handbook For Public Playground Safety, Section 4: Surfacing.



STRUCTURE#: R50F0692A
PROJECT#: R50F0692A
DATE: 1/4/2023

MIN. USE ZONE: 40' x 30'

PLAYCRAFT REP:
Playcraft Direct, Inc.

R50F0692A SITE PLAN

ADA ACCESSIBILITY GUIDELINE - ADAAG CONFORMANCE

ELEVATED	ACCESSIBLE	RAMP ACCESSIBLE	GROUND	TYPES
9	6/5	0	4/3	3/3

R5

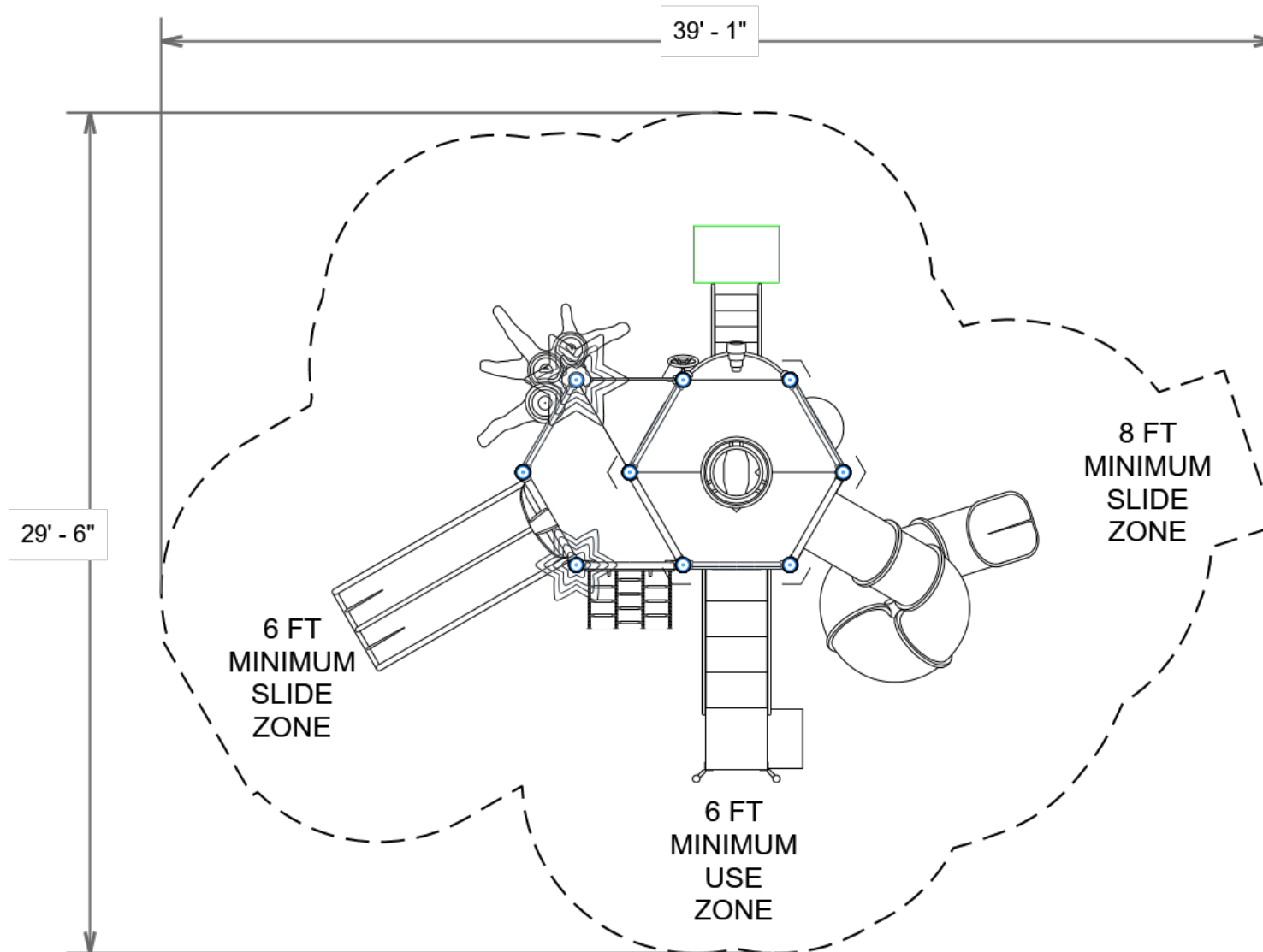
FOR KIDS
AGES
5-12

GENERAL NOTES:

This Preliminary Site Plan is based on measurements that were provided in the initial planning phase. All dimensions must be verified prior to the submission of a purchase order. Playcraft Systems will not be held responsible for any discrepancies between actual dimensions and dimensions submitted in the planning phase.

The Minimum Use Zone for a play structure is based on the product design at the time of proposal. Components and structure designs may be subject to change which may affect dimensions. Therefore, before preparing the site, we strongly recommend obtaining final drawings from the factory (available after the order is placed and included in the Assembly Manual).

WARNING: Accessible safety surfacing material is required beneath and around this equipment that has a critical height value (Fall Height) appropriate for the highest accessible part of this equipment. Refer to the CPSC'S Handbook For Public Playground Safety, Section 4: Surfacing.



PROJECT#: R50F0692A
DATE: 1/4/2023

MIN. USE ZONE: 40' x 30'

PLAYCRAFT REP:
Playcraft Direct, Inc.

R50F0692A
SW VIEW

R5

FOR KIDS
AGES
5-12



STRUCTURE#: R50F0692A
PROJECT#: R50F0692A
DATE: 1/4/2023

R50F0692A
NE VIEW

R5

FOR KIDS
AGES
5-12



STRUCTURE#: R50F0692A
PROJECT#: R50F0692A
DATE: 1/4/2023



Bill of Materials

R50F0692A

Project# R50F0692A

1/4/2023

Item	Description	Quantity
R50F0692A		
HS-1004-R	Collars	44
GF-7002	Dome Cap, R5	1
S-1011-R5-11ft	Post, 11ft R5	1
S-1017-R5-17ft	Post, 17ft R5	1
S-1018-R5-18ft	Post, 18ft R5	1
S-1019-R5-19ft	Post, 19ft R5	6
S-1102-R5	Tri-Deck	1
S-1103-R5	Hex Deck, Half (5 Post)	1
S-1106-R5	Hex Deck, Half (4 Post)	2
S-1109-R5-T	Balcony Deck w/ Telescope	1
S-1201-4R5	Easy Access Stairs, 48in	1
S-1209-36-R5	Transfer Station, 48in-R	1
S-1221-1677-4R5	Climber, Tree House Chain Net 42-48in	1
S-12891-DD5-HEX	Center Access Hex Deck (DTD, 60in)	1
S-1292-48R5SE	Climber, Stump (T.H. Side Entry) 48in	1
S-1306-R5	Double Slide SitDown Hood	1
S-1600-R5G	Crawl Thru Panel	1
S-1602-R5	Bubble Panel	1
S-1607-R5	Maze Panel	1
S-1608-R5	Memory Panel	1
S-1677-RNG-GM-R5	Tree House Ranger Station Panel (G)	1
S-1677-WND-DM_R5	Tree House Window	4
S-1702-4R5	Slide, Wave 48in (Double)	1
S-1707-9SPR5	Slide, Tube 108in (Spiral, Right)	1
S-1803-1821-R5	Roof, Hex w/ Flag	1



Bill of Materials (continued)

Item	Description	Quantity
S-1812-R5	Driver Wheel (Post Mounted)	1
S-1847-LR5	Evergreen Topper (Large)	1
S-1847-S-R5	Evergreen Topper (Small)	1
S-1960-TH-R5	Tree House Bench	1