

R50EE549A

TOP VIEW

ADA ACCESSIBILITY GUIDELINE - ADAAG CONFORMANCE

ELEVATED	ACCESSIBLE	RAMP ACCESSIBLE	GROUND	TYPES
9	9/4	0	7/3	3/3

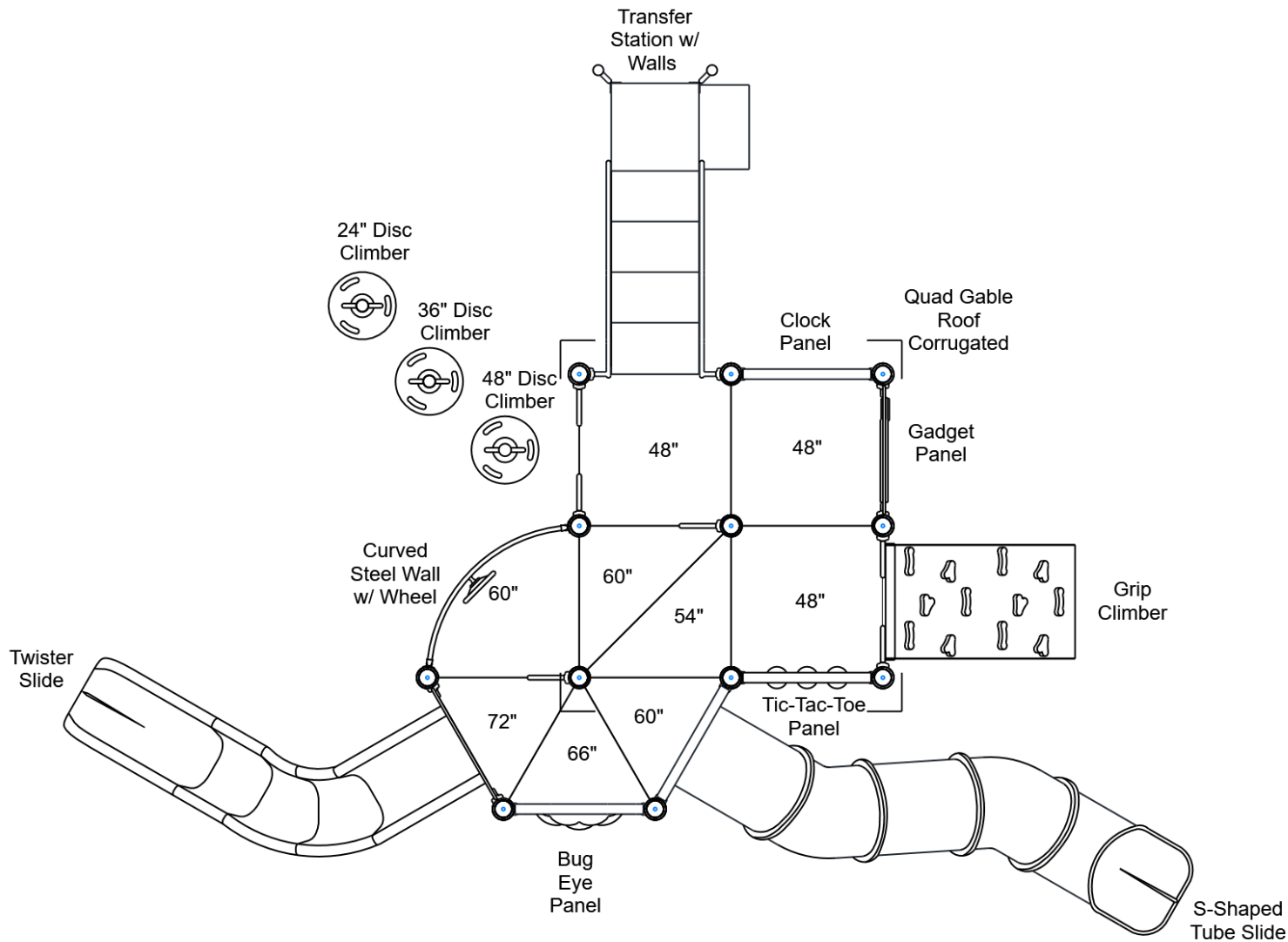
R5

FOR KIDS
AGES
2-12

GENERAL NOTES:

This conceptual plan is based on information provided prior to construction. Detailed site information, including the following, should be obtained, evaluated, and utilized in the final project design. Exact site dimensions, topography, existing utilities, soil conditions and drainage solutions.

WARNING: Accessible safety surfacing material is required beneath and around this equipment that has a critical height value (Fall Height) appropriate for the highest accessible part of this equipment. Refer to the CPSC'S Handbook For Public Playground Safety, Section 4: Surfacing.



STRUCTURE#: R50EE549A

PROJECT#: R50EE549A

DATE: 1/2/2020 | DRAWN BY: Nathaniel

MIN. USE ZONE: 41' x 34'

PLAYCRAFT REP:

Playcraft Direct, Inc.



R50EE549A
TOP VIEW

ADA ACCESSIBILITY GUIDELINE - ADAAG CONFORMANCE				
ELEVATED	ACCESSIBLE	RAMP ACCESSIBLE	GROUND	TYPES
9	9/4	0	7/3	3/3

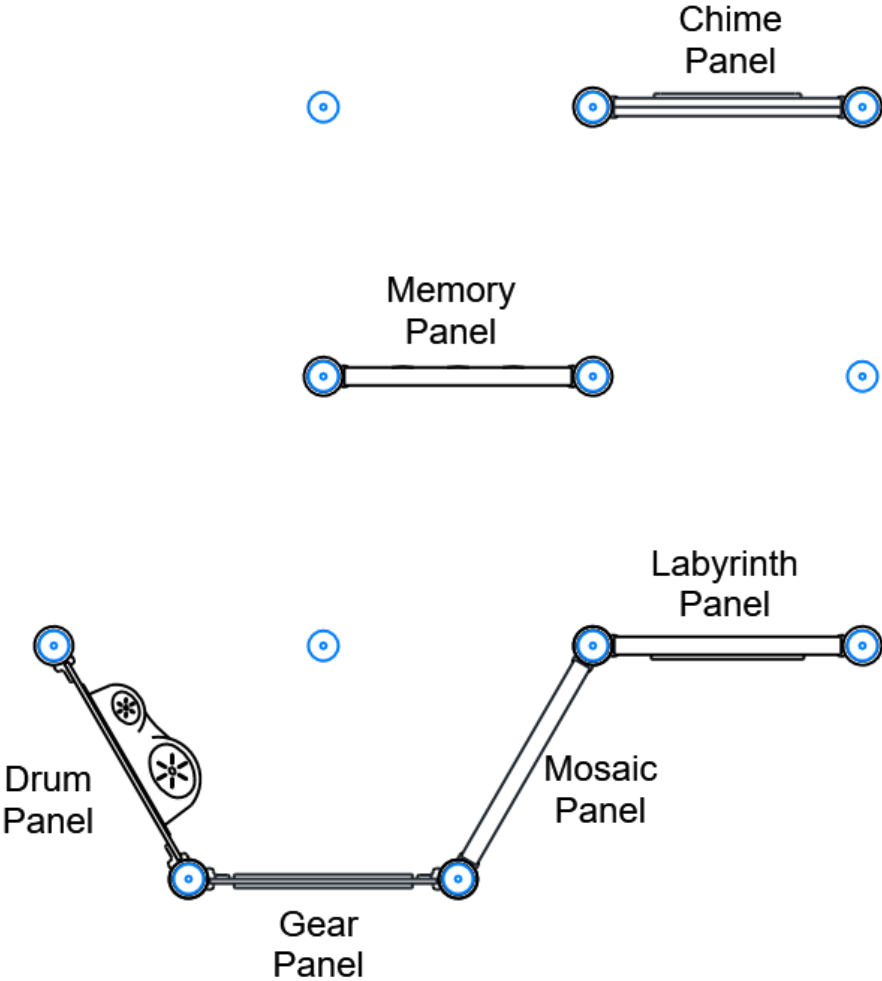
R5

FOR KIDS
AGES
2-12

GENERAL NOTES:

This conceptual plan is based on information provided prior to construction. Detailed site information, including the following, should be obtained, evaluated, and utilized in the final project design. Exact site dimensions, topography, existing utilities, soil conditions and drainage solutions.

WARNING: Accessible safety surfacing material is required beneath and around this equipment that has a critical height value (Fall Height) appropriate for the highest accessible part of this equipment. Refer to the CPSC'S Handbook For Public Playground Safety, Section 4: Surfacing.



STRUCTURE#: R50EE549A
PROJECT#: R50EE549A
DATE: 1/2/2020 | DRAWN BY: Nathaniel

MIN. USE ZONE: 41' x 34'

PLAYCRAFT REP:
Playcraft Direct, Inc.



R50EE549A SITE PLAN

ADA ACCESSIBILITY GUIDELINE - ADAAG CONFORMANCE

ELEVATED	ACCESSIBLE	RAMP ACCESSIBLE	GROUND	TYPES
9	9/5	0	7/3	3/3

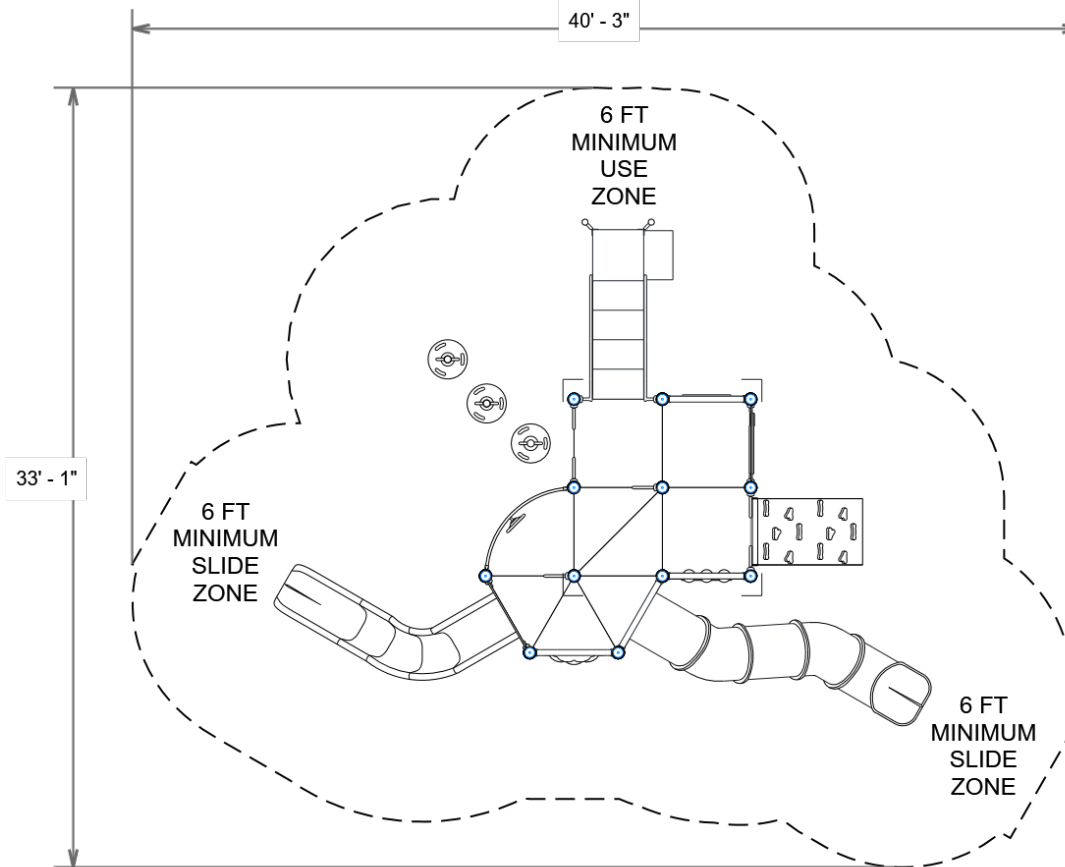


GENERAL NOTES:

This Preliminary Site Plan is based on measurements that were provided in the initial planning phase. All dimensions must be verified prior to the submission of a purchase order. Playcraft Systems will not be held responsible for any discrepancies between actual dimensions and dimensions submitted in the planning phase.

The Minimum Use Zone for a play structure is based on the product design at the time of proposal. Components and structure designs may be subject to change which may affect dimensions. Therefore, before preparing the site, we strongly recommend obtaining final drawings from the factory (available after the order is placed and included in the Assembly Manual).

WARNING: Accessible safety surfacing material is required beneath and around this equipment that has a critical height value (Fall Height) appropriate for the highest accessible part of this equipment. Refer to the CPSC's Handbook For Public Playground Safety, Section 4: Surfacing.



PROJECT#: R50EE549A

DATE: 1/2/2020 | DRAWN BY: Nathaniel

MIN. USE ZONE: 41' x 34'

PLAYCRAFT REP:

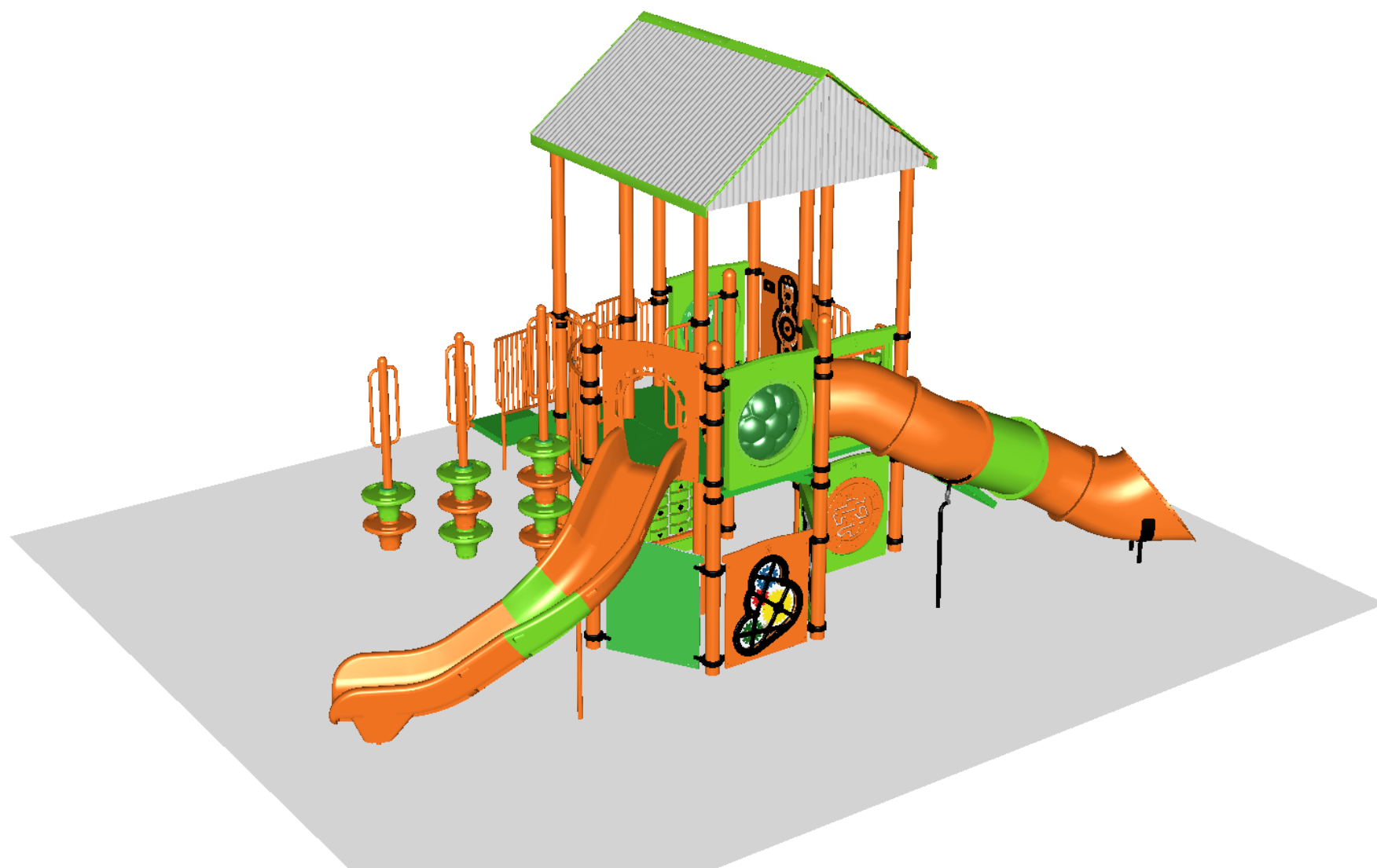
Playcraft Direct, Inc.



R50EE549A
SW VIEW

R5

FOR KIDS
AGES
2-12



STRUCTURE#: R50EE549A

PROJECT#: R50EE549A

DATE: 1/2/2020 | DRAWN BY: Nathaniel

PLAYCRAFT
SYSTEMS

R50EE549A
NE VIEW

R5

FOR KIDS
AGES
2-12



STRUCTURE#: R50EE549A

PROJECT#: R50EE549A

DATE: 1/2/2020 | DRAWN BY: Nathaniel



Bill of Materials

R50EE549A

Project# R50EE549A

1/2/2020

Item	Description	Quantity
R50EE549A		
HS-1004-R	Collars	63
GF-7002	Dome Cap, R5	4
S-1012-R5-12ft	Post, 12ft R5	1
S-1013-R5-13ft	Post, 13ft R5	3
S-1016-R5-16ft	Post, 16ft R5	8
S-1101-R5	Square Deck	3
S-1102-R5	Tri-Deck	3
S-1105-R5	Half Deck	2
S-1107-R5	Curved Deck	1
S-1110-R	Filler, 12in	2
S-1209-36W-R5	Transfer Station, 48in-L (W)	1
S-1216-4	Climber, Grip 42-48in	1
S-1233-2-MC	Climber, Disc 18-24in	1
S-1233-3-MC	Climber, Disc 30-36in	1
S-1233-4-HW	Climber, Disc 42-48in (w/ HW)	1
S-1309-2-R5	Half Walls (Pair) R5	2
S-1309-R5	Half Walls (Single, Left)	2
S-1316-R5	Twister Entry Panel	1
S-1328-RMT	Steel Wall (Curved w/ Wheel)	1
S-1604-R5G	Chime Panel	1
S-1605-R5	Clock Panel	1
S-1608-R5G	Memory Panel	1
S-1616-R5	Tic-Tac-Toe Panel	1
S-1632-R5	Bug Eye Panel	1
S-1634-R5G	Labyrinth Panel	1



Bill of Materials (continued)

Item	Description	Quantity
S-1644-R5G	Gear Panel	1
S-1651-R5	Gadget Panel	1
S-1658-R5G	Drum Panel	1
S-1685-R5G	Mosaic Panel	1
S-1707-5SR5	Slide, Tube 60in (S-Shaped, Left)	1
S-1710-6-RRS	Slide, Twister 72in (R2-S)	1
S-18094-4R5	Metal Roof, Quad Gable (Corrugated)	1
HS-1100-2	Deck to Deck Hardware	4