

R50EDDA3A TOP VIEW

ADA ACCESSIBILITY GUIDELINE - ADAAG CONFORMANCE

ELEVATED	ACCESSIBLE	RAMP ACCESSIBLE	GROUND	TYPES
13	12/7	7	8/0	3/0

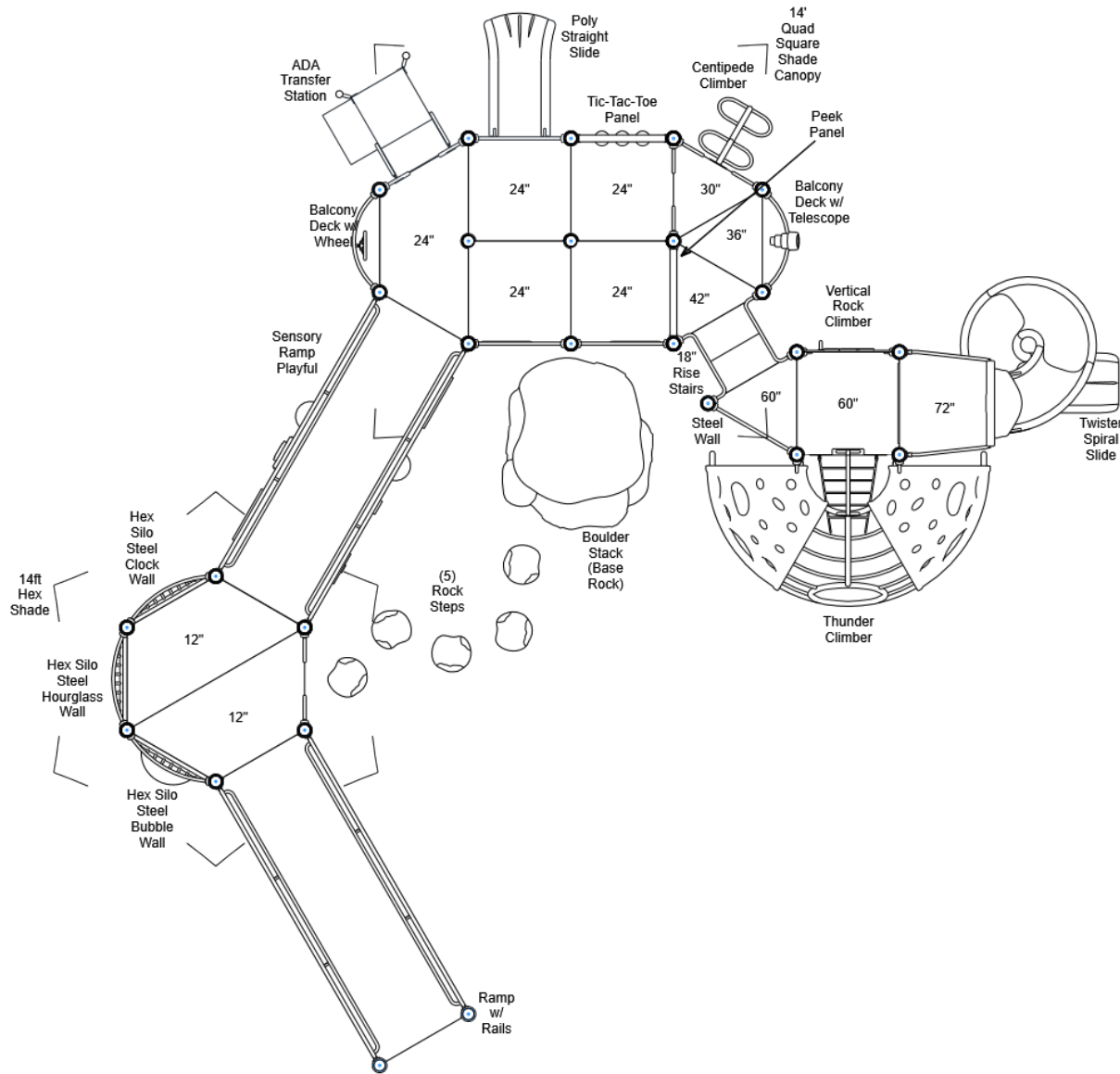
R5

FOR KIDS
AGES
5-12

GENERAL NOTES:

This conceptual plan is based on information provided prior to construction. Detailed site information, including the following, should be obtained, evaluated, and utilized in the final project design. Exact site dimensions, topography, existing utilities, soil conditions and drainage solutions.

WARNING: Accessible safety surfacing material is required beneath and around this equipment that has a critical height value (Fall Height) appropriate for the highest accessible part of this equipment. Refer to the CPSC'S Handbook For Public Playground Safety, Section 4: Surfacing.



STRUCTURE#: R50EDDA3A
PROJECT#: R50EDDA3A
DATE: 6/23/2022

MIN. USE ZONE: 49' x 48'

PLAYCRAFT REP:
Playcraft Direct, Inc.



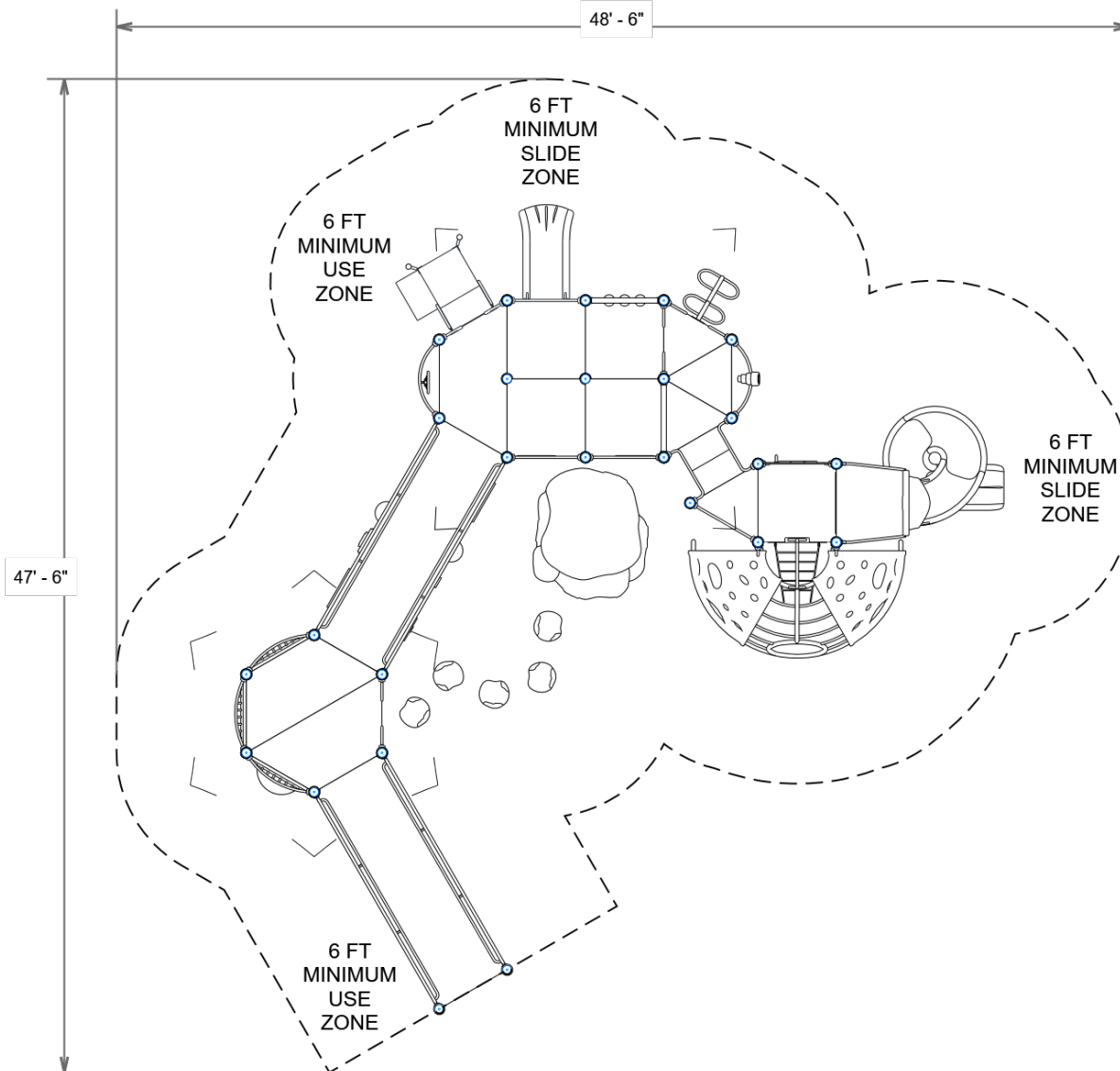
R50EDDA3A SITE PLAN

ADA ACCESSIBILITY GUIDELINE - ADAAG CONFORMANCE

ELEVATED	ACCESSIBLE	RAMP ACCESSIBLE	GROUND	TYPES
13	12/7	7	8/0	3/0

R5

FOR KIDS
AGES
5-12



GENERAL NOTES:

This Preliminary Site Plan is based on measurements that were provided in the initial planning phase. All dimensions must be verified prior to the submission of a purchase order. Playcraft Systems will not be held responsible for any discrepancies between actual dimensions and dimensions submitted in the planning phase.

The Minimum Use Zone for a play structure is based on the product design at the time of proposal. Components and structure designs may be subject to change which may affect dimensions. Therefore, before preparing the site, we strongly recommend obtaining final drawings from the factory (available after the order is placed and included in the Assembly Manual).

WARNING: Accessible safety surfacing material is required beneath and around this equipment that has a critical height value (Fall Height) appropriate for the highest accessible part of this equipment. Refer to the CPSC'S Handbook For Public Playground Safety, Section 4: Surfacing.

PROJECT#: R50EDDA3A
DATE: 6/23/2022

MIN. USE ZONE: 49' x 48'

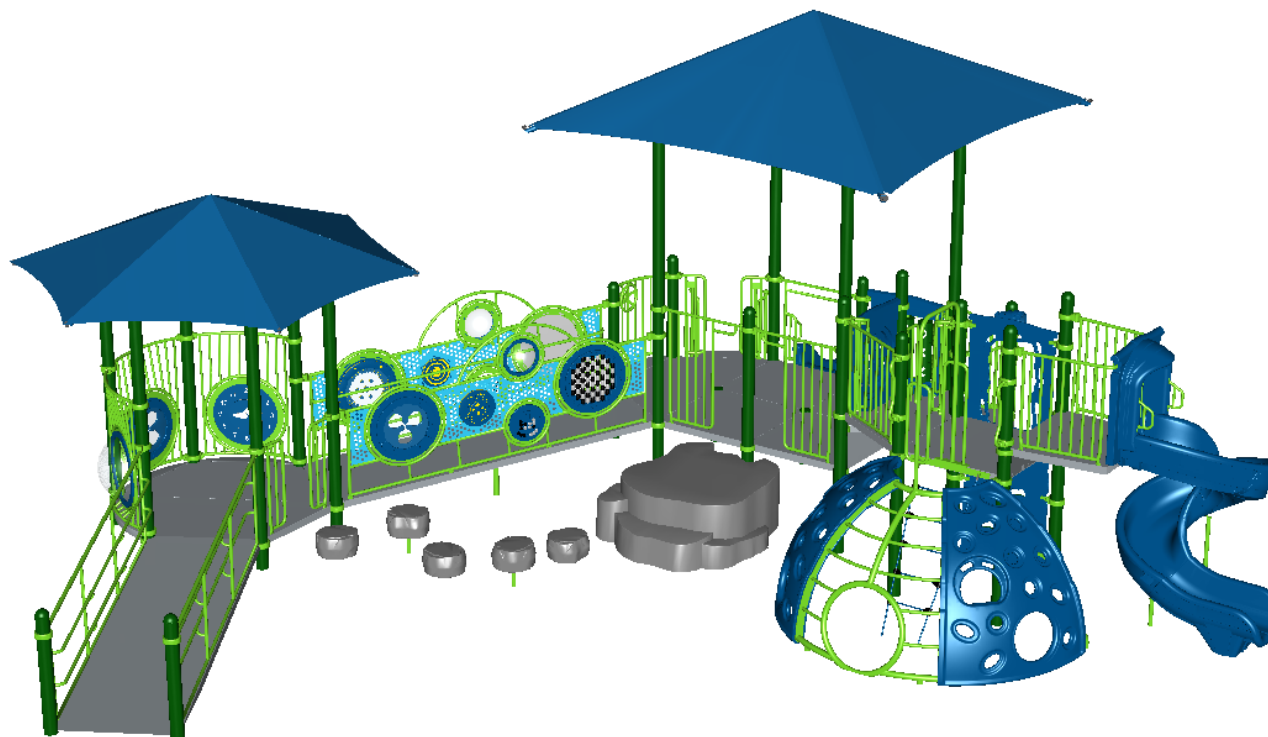
PLAYCRAFT REP:
Playcraft Direct, Inc.



R50EDDA3A
SE VIEW

R5

FOR KIDS
AGES
5-12

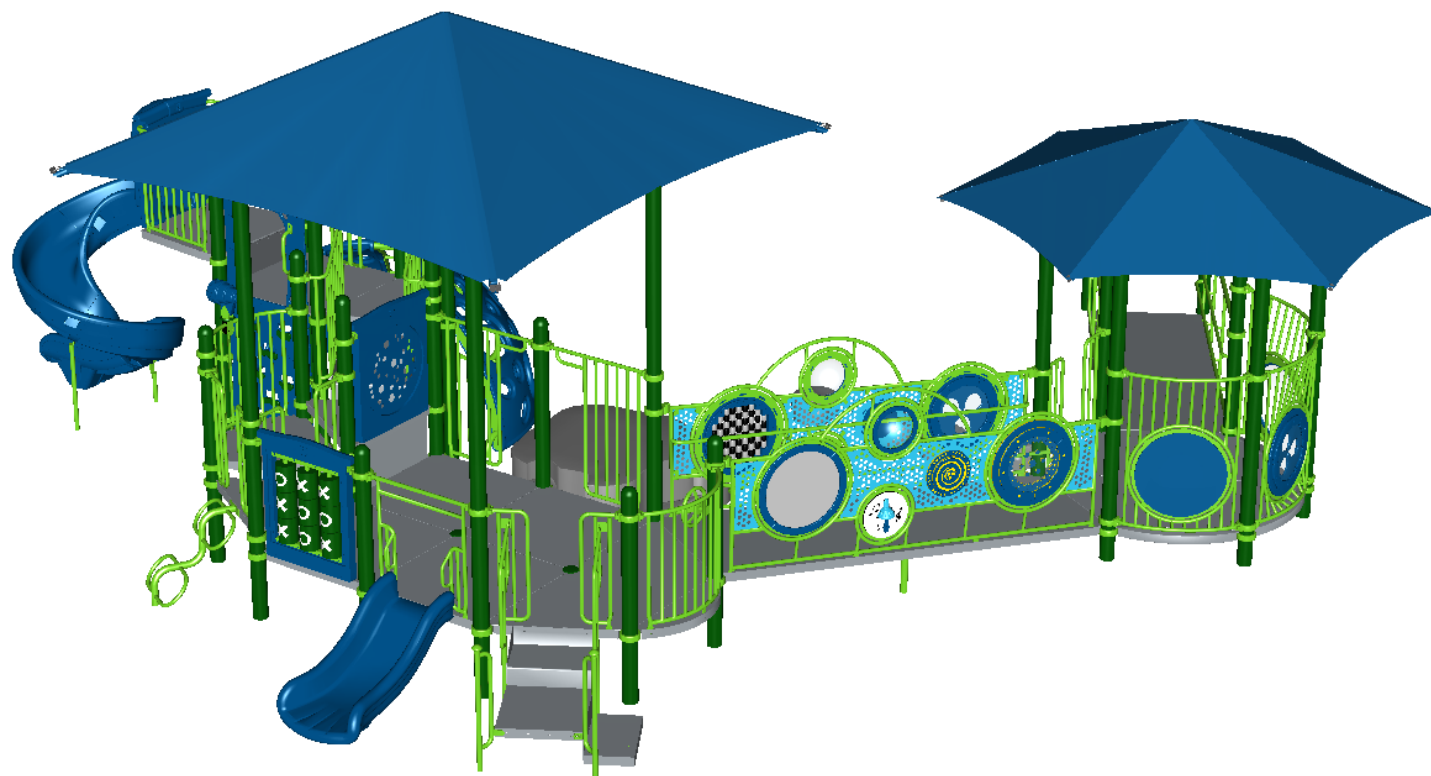


STRUCTURE#: R50EDDA3A
PROJECT#: R50EDDA3A
DATE: 6/23/2022

R50EDDA3A
NW VIEW

R5

FOR KIDS
AGES
5-12



STRUCTURE#: R50EDDA3A
PROJECT#: R50EDDA3A
DATE: 6/23/2022



Bill of Materials

R50EDDA3A

Project# R50EDDA3A

6/23/2022

Item	Description	Quantity
R50EDDA3A		
HS-1004-R	Collars	83
A2-2272-D1-R5	Boulder Stack (Base Rock)	1
GF-7001	Flat Cap, R5	2
GF-7002	Dome Cap, R5	14
S-1006-R5F-9-024-063	Post, 6ft, 24in (63in)	2
S-1007-R5-07ft	Post, 07ft R5	2
S-1009-R5-09ft	Post, 09ft R5	3
S-1010-R5-10ft	Post, 10ft R5	2
S-1011-R5-11ft	Post, 11ft R5	2
S-1012-R5-12ft	Post, 12ft R5	3
S-1013-R5-13ft	Post, 13ft R5	8
S-1016-R5-16ft	Post, 16ft R5	4
S-1101-R5	Square Deck	5
S-1102-R5	Tri-Deck	4
S-1103-R5	Hex Deck, Half (5 Post)	1
S-1106-R5	Hex Deck, Half (4 Post)	2
S-1109-R5-MT	Balcony Deck w/ Wheel	1
S-1109-R5-T	Balcony Deck w/ Telescope	1
S-1110-R	Filler, Universal (12in)	1
S-1112-R	Filler, 18in	1
S-1206-18R5	ADA Stairs, 18in Rise w/ Walls	1
S-1208-R-RAIL12	Ramp 144in (Ground w/ Rails, Inc.)	1
S-1208-SRP-12	Sensory Ramp 144in (6-12, Playful, Inc.)	1
S-1209-12-HW-R5	Transfer Station, 24in-R (RHW)	1
S-1220-3	Climber, Centipede 30-36in	1



Item	Description	Quantity
S-1237-5R5	Climber, Vertical Rock 54-60in	1
S-12401-R5	Climber, Thunder	1
S-1301-R5	Wall, Steel 36in (Standard)	1
S-1309-2-R5	Half Walls (Pair) R5	3
S-1314-R5L	Access Wall (Left)	1
S-1314-R5R	Access Wall (Right)	1
S-1341-BWIN	Hex Silo Steel Bubble Wall	1
S-1341-CLK	Hex Silo Steel Clock Wall	1
S-1341-HGLS	Hex Silo Steel Hourglass Wall	1
S-1610-R5	Peek Panel	1
S-1616-R5	Tic-Tac-Toe Panel	1
S-1701-2R5V2	Slide, Single 24-30in (Straight)	1
S-1706-S6L-R5	Slide, Twister Spiral 72in (L)	1
S-18021-R5QD14	Shade Canopy, 14ft Quad Square	1
S-18026-R5	Shade Canopy, Hex 14ft	1
S-1961-R	Rock Step	5