

R50E8E66A
TOP VIEW

ADA ACCESSIBILITY GUIDELINES - ADAAG CONFORMANCE

ELEVATED	ACCESSIBLE	RAMP ACCESSIBLE	GROUND	TYPES
7	7/4	0/0	9/2	5/2
CHILD CAPACITY	155	MAX FALL HEIGHT	120	

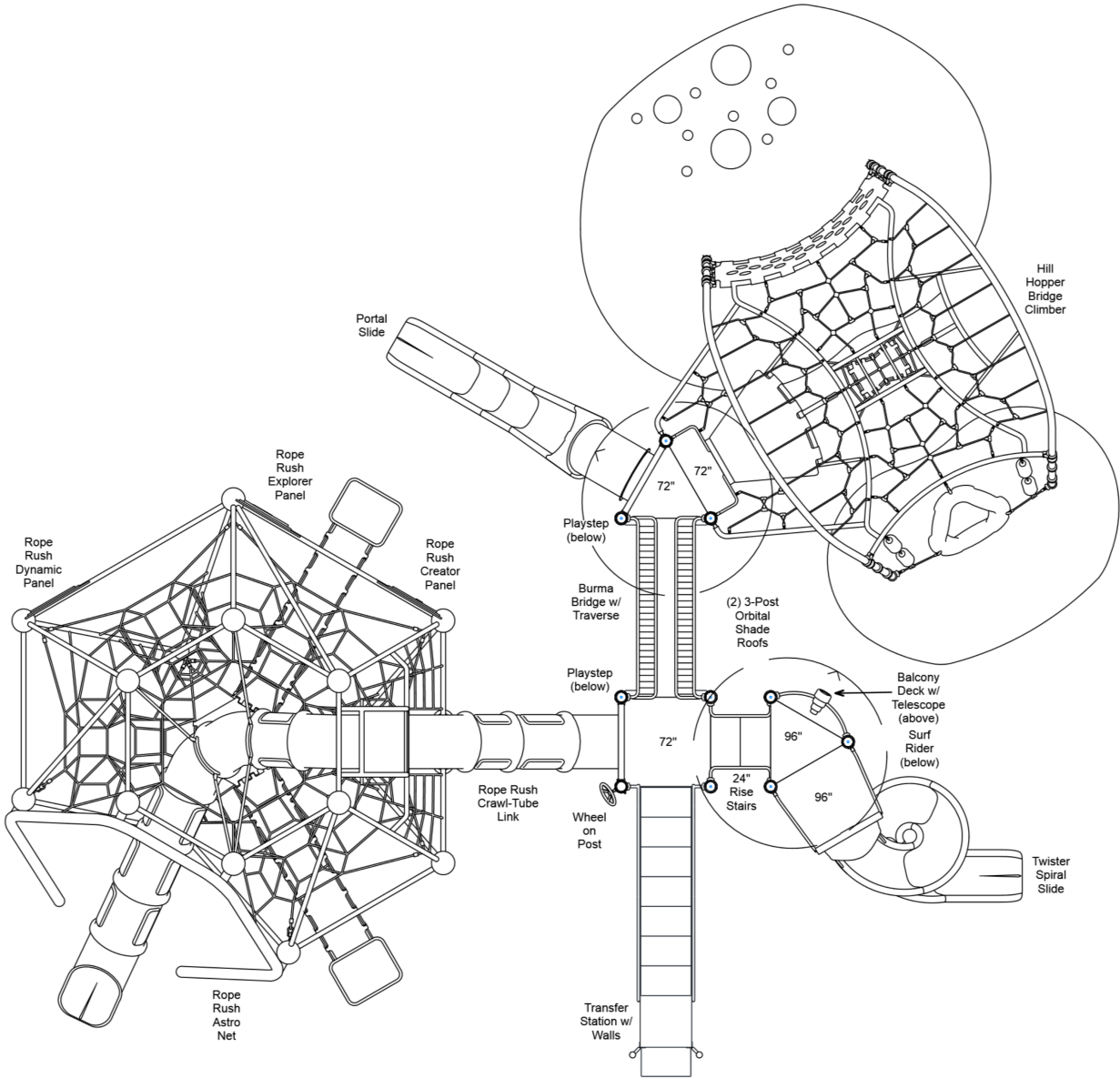
R5

FOR KIDS
AGES
5-12

GENERAL NOTES

This conceptual plan is based on information provided prior to construction. Detailed site information, including the following, should be obtained, evaluated, and utilized in the final project design. Exact site dimensions, topography, existing utilities, soil conditions and drainage solutions.

WARNING: Accessible safety surfacing material is required beneath and around this equipment that has a critical height value (Fall Height) appropriate for the highest accessible part of this equipment. Refer to the CPSC'S Handbook For Public Playground Safety, Section 4: Surfacing.



STRUCTURE # R50E8E66A
PROJECT # R50E8E66A
DATE 10/14/2024

Playcraft Direct, Inc.
MIN. USE ZONE 59' x 58' (17.908m x 17.392m)



R50E8E66A
SITE PLAN

ADA ACCESSIBILITY GUIDELINES - ADAAG CONFORMANCE

ELEVATED	ACCESSIBLE	RAMP ACCESSIBLE	GROUND	TYPES
7	7/4	0/0	9/2	5/2

R5

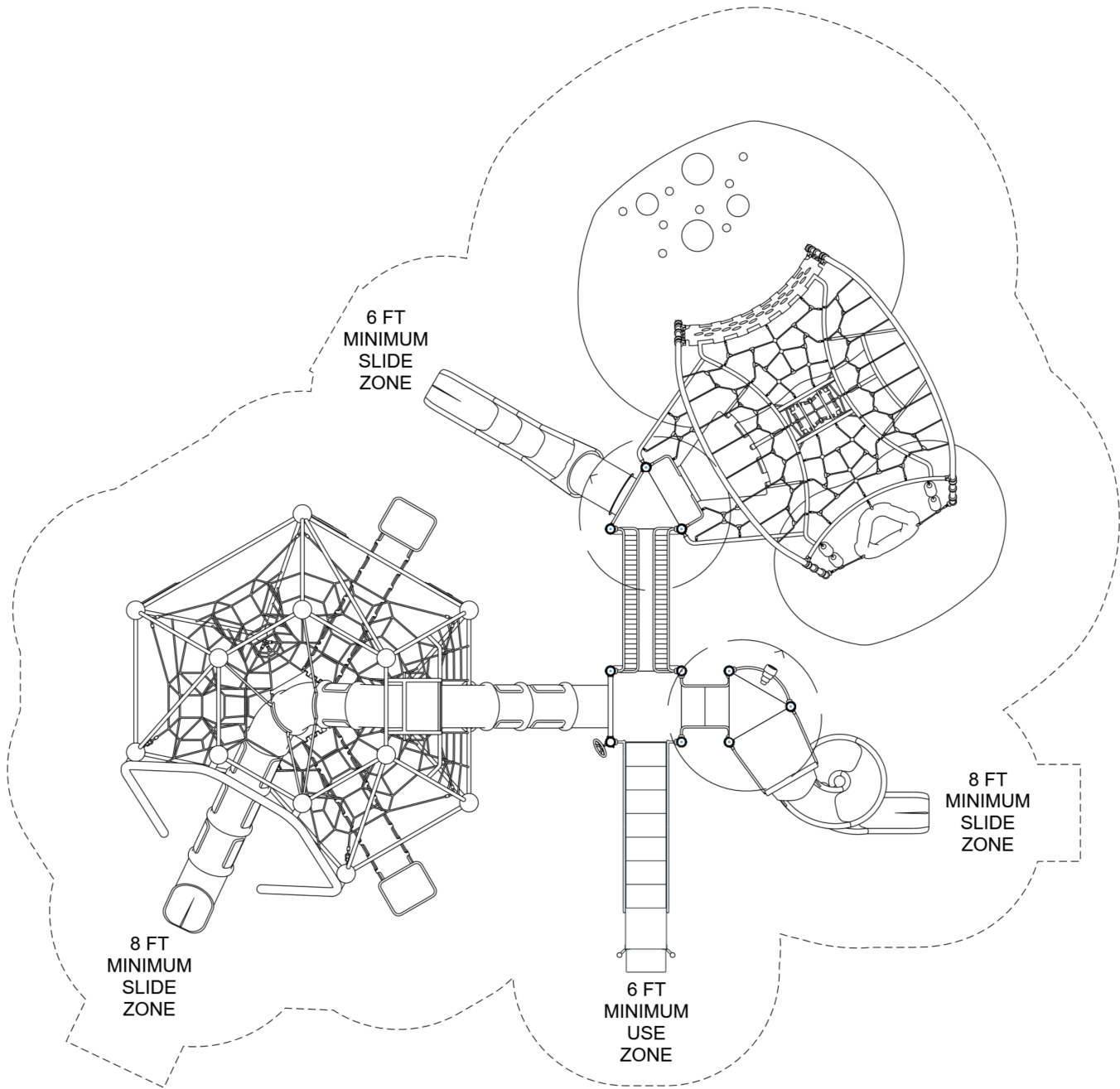
FOR KIDS
AGES
5-12

GENERAL NOTES

This Preliminary Site Plan is based on measurements that were provided in the initial planning phase. All dimensions must be verified prior to the submission of a purchase order. Playcraft Systems will not be held responsible for any discrepancies between actual dimensions and dimensions submitted in the planning phase.

The Minimum Use Zone for a play structure is based on the product design at the time of proposal. Components and structure designs may be subject to change which may affect dimensions. Therefore, before preparing the site, we strongly recommend obtaining final drawings from the factory (available after the order is placed and included in the Assembly Manual).

WARNING: Accessible safety surfacing material is required beneath and around this equipment that has a critical height value (Fall Height) appropriate for the highest accessible part of this equipment. Refer to the CPSC'S Handbook For Public Playground Safety, Section 4: Surfacing.



PROJECT # R50E8E66A
DATE 10/14/2024

Playcraft Direct, Inc.
MIN. USE ZONE 59' x 57' (17.932m x 17.374m)



R50E8E66A
SW VIEW

R5

FOR KIDS
AGES
5-12




STRUCTURE # R50E8E66A
PROJECT # R50E8E66A
DATE 10/14/2024

R50E8E66A
NE VIEW

R5

FOR KIDS
AGES
5-12



STRUCTURE # R50E8E66A
PROJECT # R50E8E66A
DATE 10/14/2024

R50E8E66A
Project # R50E8E66A

Date 10/14/2024

Item / Part Number	Description	Qty
[R50E8E66A]		
HS-1004-R	Collars	38
HS-1004-R35	Collars R35	20
GF-7002	Dome Cap, R5	4
S-1012-R5-12ft	Post, 12ft R5	3
S-1013-R5-13ft	Post, 13ft R5	2
S-1014-R5-14ft	Post, 14ft R5	5
S-1101-R5	Square Deck	1
S-1102-R5	Tri-Deck	2
S-1109-R5-T	Balcony Deck w/ Telescope	1
S-1123-R5	Cantalever Deck	1
S-1206-24R5	ADA Stairs, 24in Rise w/ Walls (Short)	1
S-1209-60-R5	Transfer Station, 72in-C (W)	1
S-1509-90TR5	Bridge, Burma w/ Traverse (90in)	1
S-1706-S8L-R5	Slide, Twister Spiral 96in (L)	1
S-1709-6-SS	Slide, Portal 72in (S,S)	1
S-18030-3	Shade Canopy, 3-Post Orbital	2
S-1812-R5	Driver Wheel (Post Mounted)	1
S-1948-R5	Surf Rider	1
S-1962-R5	Playseat	2
S-5503-LBS	Hill Hopper Bridge Climber LBS	1
S-8104-CP	Rope Rush Creator Panel (Right)	1
S-8104-DP	Rope Rush Dynamic Panel (Left)	1
S-8104-EP	Rope Rush Explorer Panel (Left)	1
S-8120	Rope Rush Crawl-Tube Link	1
S-NE-8139	Rope Rush Astro Net	1