

R50E6C1CA

TOP VIEW

ADA ACCESSIBILITY GUIDELINE - ADAAG CONFORMANCE

ELEVATED	ACCESSIBLE	RAMP ACCESSIBLE	GROUND	TYPES
14	8/7	8	4/0	3/0

R5

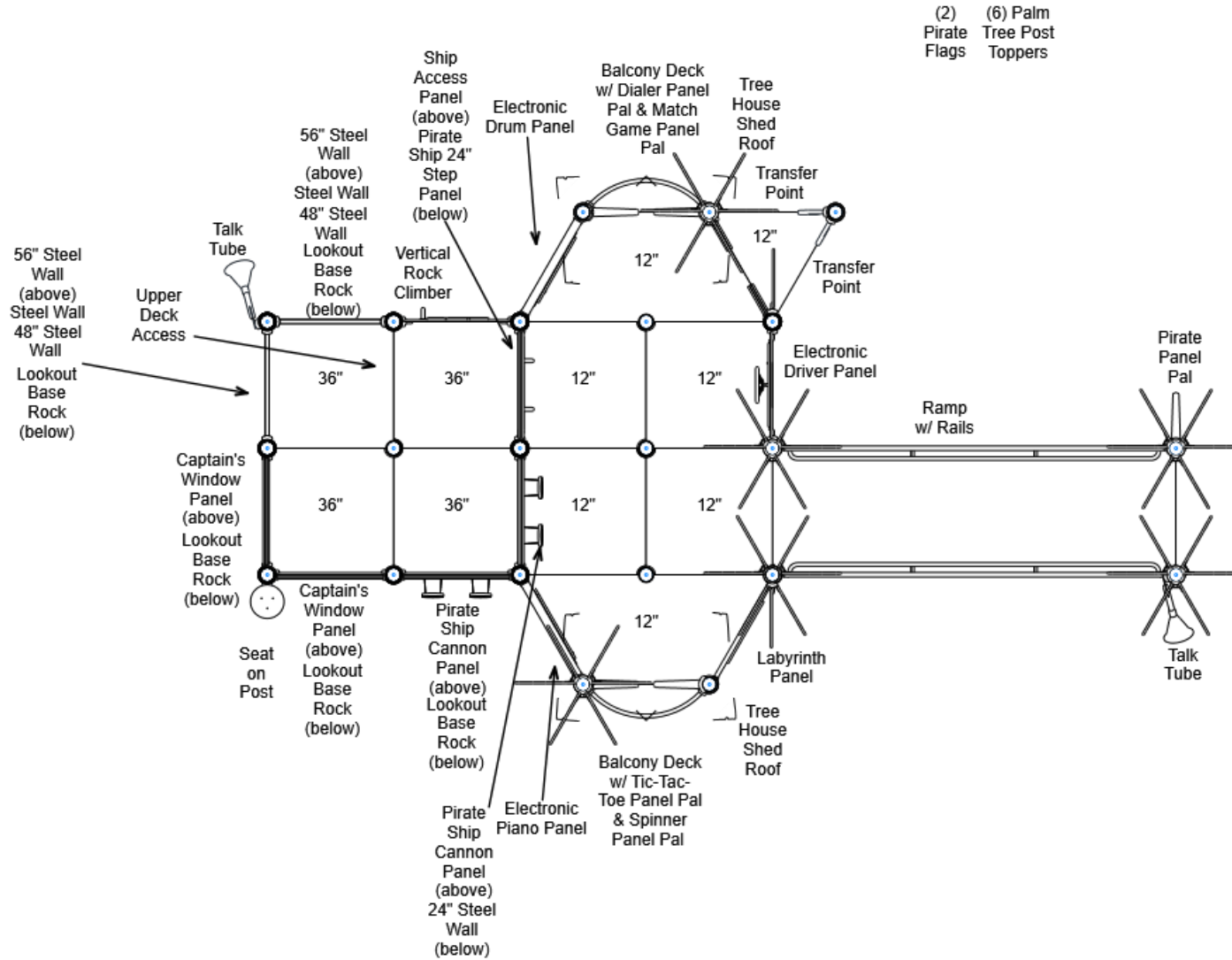
FOR KIDS

AGES
5-12

GENERAL NOTES:

This conceptual plan is based on information provided prior to construction. Detailed site information, including the following, should be obtained, evaluated, and utilized in the final project design. Exact site dimensions, topography, existing utilities, soil conditions and drainage solutions.

WARNING: Accessible safety surfacing material is required beneath and around this equipment that has a critical height value (Fall Height) appropriate for the highest accessible part of this equipment. Refer to the CPSC'S Handbook For Public Playground Safety, Section 4: Surfacing.



STRUCTURE#: R50E6C1CA

PROJECT#: R50E6C1CA

DATE: 12/30/2019 | DRAWN BY: Nathaniel

MIN. USE ZONE: 44' x 28'

PLAYCRAFT REP:

Playcraft Direct, Inc.



R50E6C1CA
TOP VIEW

ADA ACCESSIBILITY GUIDELINE - ADAAG CONFORMANCE

ELEVATED	ACCESSIBLE	RAMP ACCESSIBLE	GROUND	TYPES
14	8/7	8	4/0	3/0

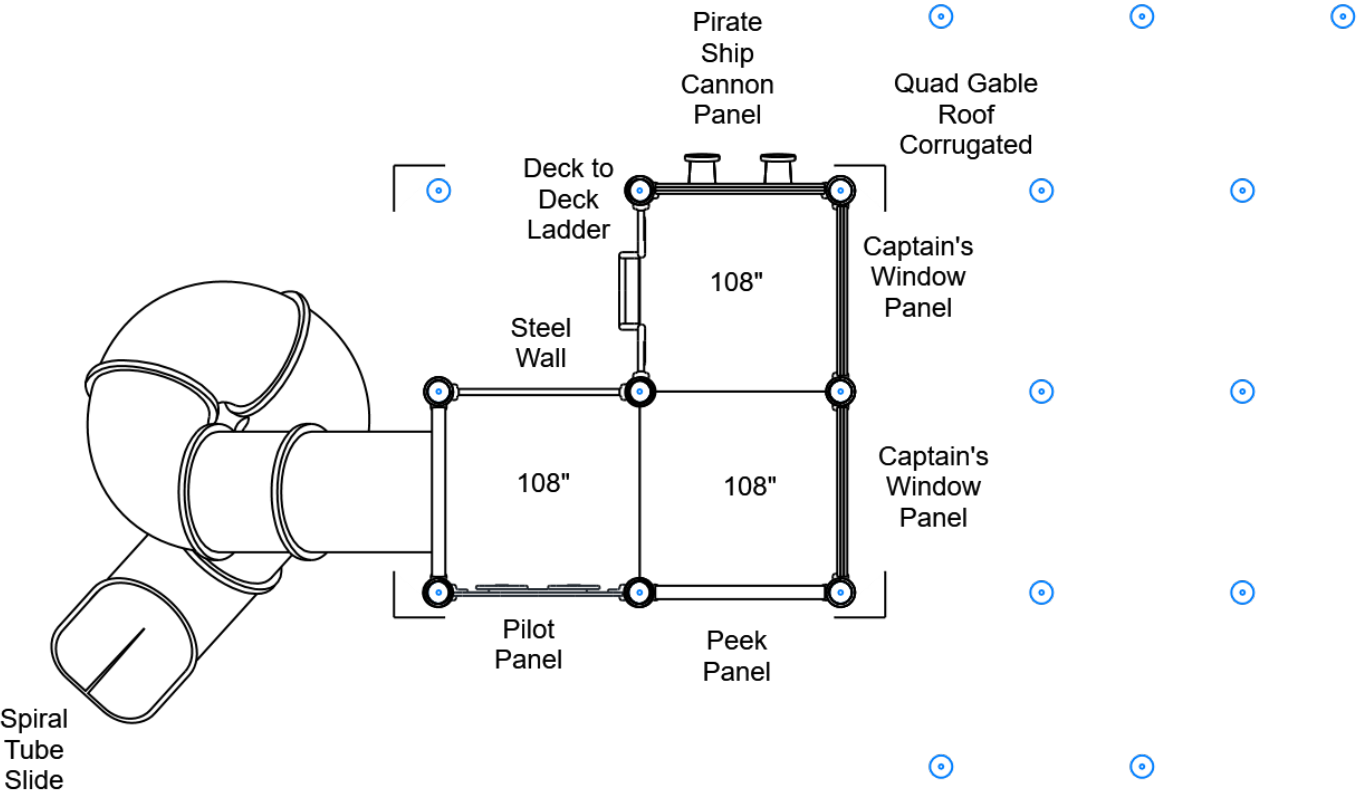
R5

FOR KIDS
AGES
5-12

GENERAL NOTES:

This conceptual plan is based on information provided prior to construction. Detailed site information, including the following, should be obtained, evaluated, and utilized in the final project design. Exact site dimensions, topography, existing utilities, soil conditions and drainage solutions.

WARNING: Accessible safety surfacing material is required beneath and around this equipment that has a critical height value (Fall Height) appropriate for the highest accessible part of this equipment. Refer to the CPSC'S Handbook For Public Playground Safety, Section 4: Surfacing.



STRUCTURE#: R50E6C1CA
PROJECT#: R50E6C1CA
DATE: 12/30/2019 | DRAWN BY: Nathaniel

MIN. USE ZONE: 44' x 28'

PLAYCRAFT REP:
Playcraft Direct, Inc.



R50E6C1CA
SITE PLAN

ADA ACCESSIBILITY GUIDELINE - ADAAG CONFORMANCE

ELEVATED	ACCESSIBLE	RAMP ACCESSIBLE	GROUND	TYPES
14	8/7	8	4/0	3/0

R5

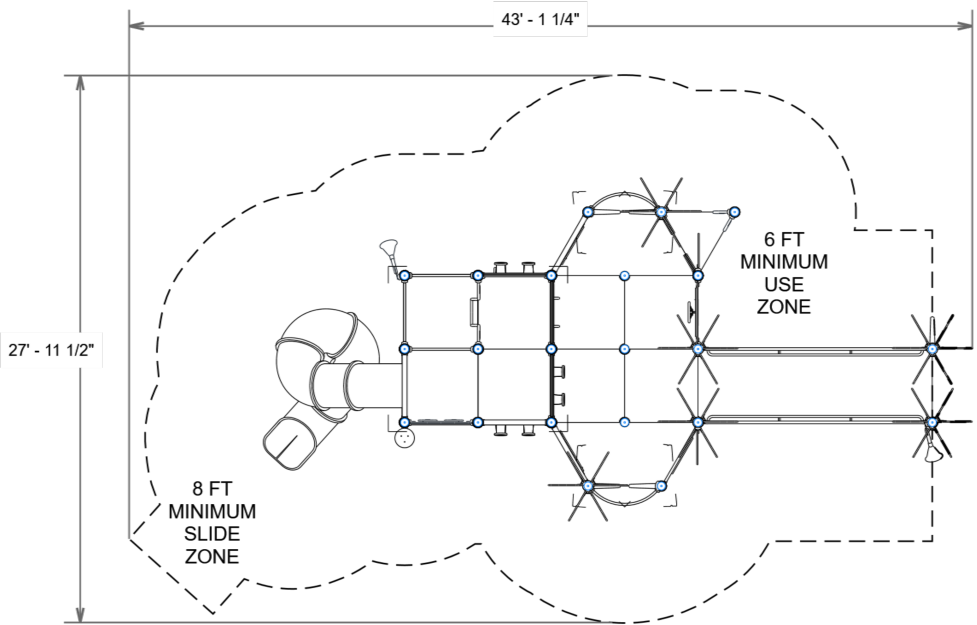
FOR KIDS
AGES
5-12

GENERAL NOTES:

This Preliminary Site Plan is based on measurements that were provided in the initial planning phase. All dimensions must be verified prior to the submission of a purchase order. Playcraft Systems will not be held responsible for any discrepancies between actual dimensions and dimensions submitted in the planning phase.

The Minimum Use Zone for a play structure is based on the product design at the time of proposal. Components and structure designs may be subject to change which may affect dimensions. Therefore, before preparing the site, we strongly recommend obtaining final drawings from the factory (available after the order is placed and included in the Assembly Manual).

WARNING: Accessible safety surfacing material is required beneath and around this equipment that has a critical height value (Fall Height) appropriate for the highest accessible part of this equipment. Refer to the CPSC'S Handbook For Public Playground Safety, Section 4: Surfacing.



PROJECT#: R50E6C1CA

DATE: 12/30/2019 | DRAWN BY: Nathaniel

MIN. USE ZONE: 44' x 28'

PLAYCRAFT REP:
Playcraft Direct, Inc.



R50E6C1CA
SW VIEW

R5

FOR KIDS
AGES
5-12



STRUCTURE#: R50E6C1CA

PROJECT#: R50E6C1CA

DATE: 12/30/2019 | DRAWN BY: Nathaniel

PLAYCRAFT
SYSTEMS

R50E6C1CA
NE VIEW

R5

FOR KIDS
AGES
5-12



STRUCTURE#: R50E6C1CA

PROJECT#: R50E6C1CA

DATE: 12/30/2019 | DRAWN BY: Nathaniel



Bill of Materials

R50E6C1CA

Project# R50E6C1CA

12/30/2019

Item	Description	Quantity
R50E6C1CA		
HS-1004-R	Collars	108
GF-7001	Flat Cap, R5	3
GF-7002	Dome Cap, R5	11
S-1005-R5F-9-012-051	Post, 5ft, 12in (51in)	3
S-1008-R5-08ft	Post, 08ft R5	1
S-1011-R5-11ft	Post, 11ft R5	2
S-1012-R5-12ft	Post, 12ft R5	3
S-1013-R5-13ft	Post, 13ft R5	2
S-1015-R5-15ft	Post, 15ft R5	2
S-1016-R5-16ft	Post, 16ft R5	1
S-1019-R5-19ft	Post, 19ft R5	8
S-1101-R5	Square Deck	11
S-1102-R5	Tri-Deck	1
S-1103-R5	Hex Deck, Half (5 Post)	2
S-1109-R5	Balcony Deck	2
S-1208-R-RAIL12	Ramp 144in (Ground w/ Rails, Inclined)	1
S-1237-3R5	Climber, Vertical Rock 30-36in	1
S-1242-6R5	Deck to Deck Ladder (72in Rise)	1
S-1301-24R5	Wall, Steel (24in)	1
S-1301-55R5	Wall, Steel 48in (55in gap)	2
S-1301-56R5	Steel Wall (Above Wall) 56in	2
S-1301-R5	Wall, Steel 36in (Standard)	1
S-1309-ADA-L-R5	Half Walls ADA (Single, Left)	2
S-16043-R5	Drum Panel	1
S-16044-R5	Piano Panel	1



Bill of Materials (continued)

Item	Description	Quantity
S-1610-R5	Peek Panel	1
S-16251-R5	Driver Panel	1
S-1634-R5	Labyrinth Panel	1
S-1643-R5	Pilot Panel	1
S-16461-ACCL-R5	Access Panel (Left)	1
S-16461-CAN	Cannon Panel (Right)	1
S-16461-CAN	Cannon Panel (Left)	2
S-16461-CWIN	Captain's Window Panel (Right)	3
S-16461-CWIN	Captain's Window Panel (Left)	1
S-16461-HW-R5	Half Walls (Pair)	1
S-16461-STEP-24	Step Panel (24in)	1
S-16601-R5	Panel Pal, Pirate	1
S-1664-R5	Panel Pal, Tic-Tac-Toe	1
S-1665-R5	Panel Pal, Dialer	1
S-1666-R5	Panel Pal, Spinner	1
S-1668-R5	Panel Pal, Match Game	1
S-1672-36B	Base Rock	5
S-1707-9SPR5	Slide, Tube 108in (Spiral, Right)	1
S-18093-R5	Roof, Tree House Shed	2
S-18094-4R5	Metal Roof, Quad Gable (Corrugated)	1
S-1820-R5-RPRT	Pirate Flag	2
S-1840-R5	Palm Tree Topper	6
S-1910-R5	Talk Tube (Post Mounted, Left)	1
S-1910-R5	Talk Tube (Post Mounted, Right)	1
S-1963-R5	Seat on Post	1
HS-1100-2	Deck to Deck Hardware	16