

R50DBDBAA
TOP VIEW

ADA ACCESSIBILITY GUIDELINE - ADAAG CONFORMANCE

ELEVATED	ACCESSIBLE	RAMP ACCESSIBLE	GROUND	TYPES
10	8/5	0	3/3	3/3

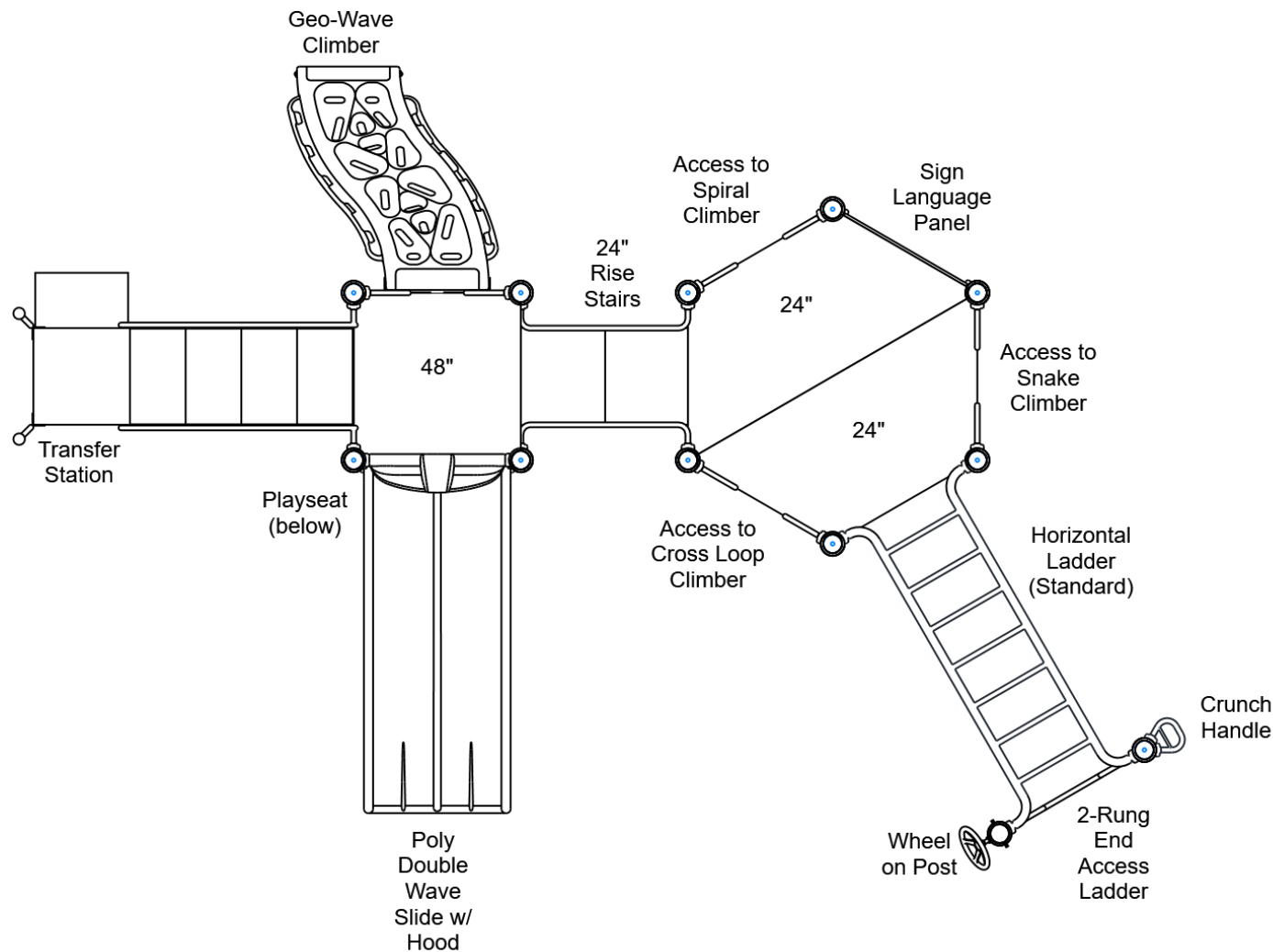
R5

FOR KIDS
AGES
5-12

GENERAL NOTES:

This conceptual plan is based on information provided prior to construction. Detailed site information, including the following, should be obtained, evaluated, and utilized in the final project design. Exact site dimensions, topography, existing utilities, soil conditions and drainage solutions.

WARNING: Accessible safety surfacing material is required beneath and around this equipment that has a critical height value (Fall Height) appropriate for the highest accessible part of this equipment. Refer to the CPSC'S Handbook For Public Playground Safety, Section 4: Surfacing.



STRUCTURE#: R50DBDBAA

PROJECT#: R50DBDBAA

DATE: 7/8/2021 | DRAWN BY: Alyssa

MIN. USE ZONE: 42' x 32'

PLAYCRAFT REP:

Playcraft Direct, Inc.

R50DBDBAA

TOP VIEW

ADA ACCESSIBILITY GUIDELINE - ADAAG CONFORMANCE

ELEVATED	ACCESSIBLE	RAMP ACCESSIBLE	GROUND	TYPES
10	8/5	0	3/3	3/3

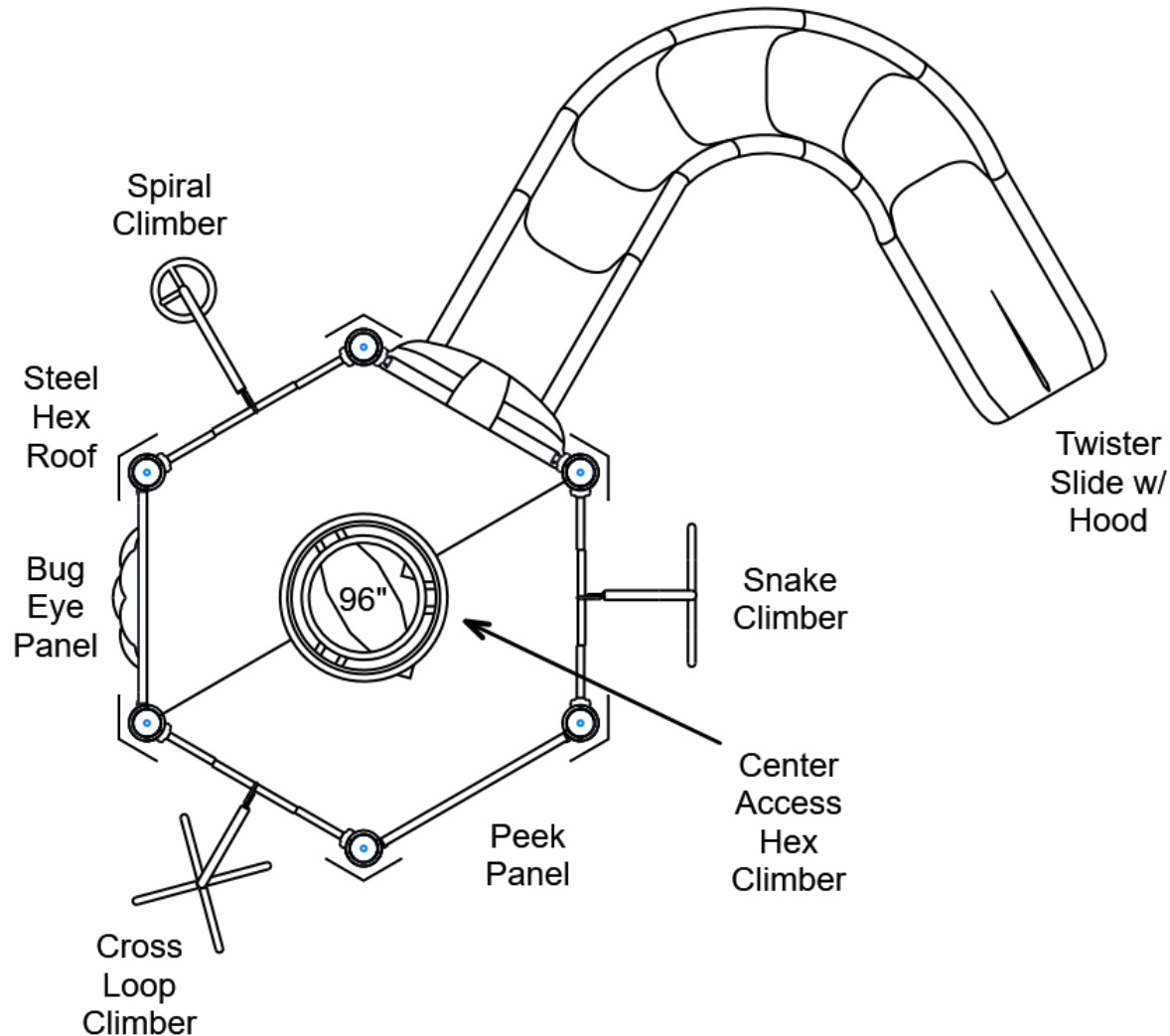
R5

FOR KIDS
AGES
5-12

GENERAL NOTES:

This conceptual plan is based on information provided prior to construction. Detailed site information, including the following, should be obtained, evaluated, and utilized in the final project design. Exact site dimensions, topography, existing utilities, soil conditions and drainage solutions.

WARNING: Accessible safety surfacing material is required beneath and around this equipment that has a critical height value (Fall Height) appropriate for the highest accessible part of this equipment. Refer to the CPSC'S Handbook For Public Playground Safety, Section 4: Surfacing.



STRUCTURE#: R50DBDBAA

PROJECT#: R50DBDBAA

DATE: 7/8/2021 | DRAWN BY: Alyssa

MIN. USE ZONE: 42' x 32'

PLAYCRAFT REP:

Playcraft Direct, Inc.

R50DBDBAA SITE PLAN

ADA ACCESSIBILITY GUIDELINE - ADAAG CONFORMANCE

ELEVATED	ACCESSIBLE	RAMP ACCESSIBLE	GROUND	TYPES
10	8/5	0	3/3	3/3

R5

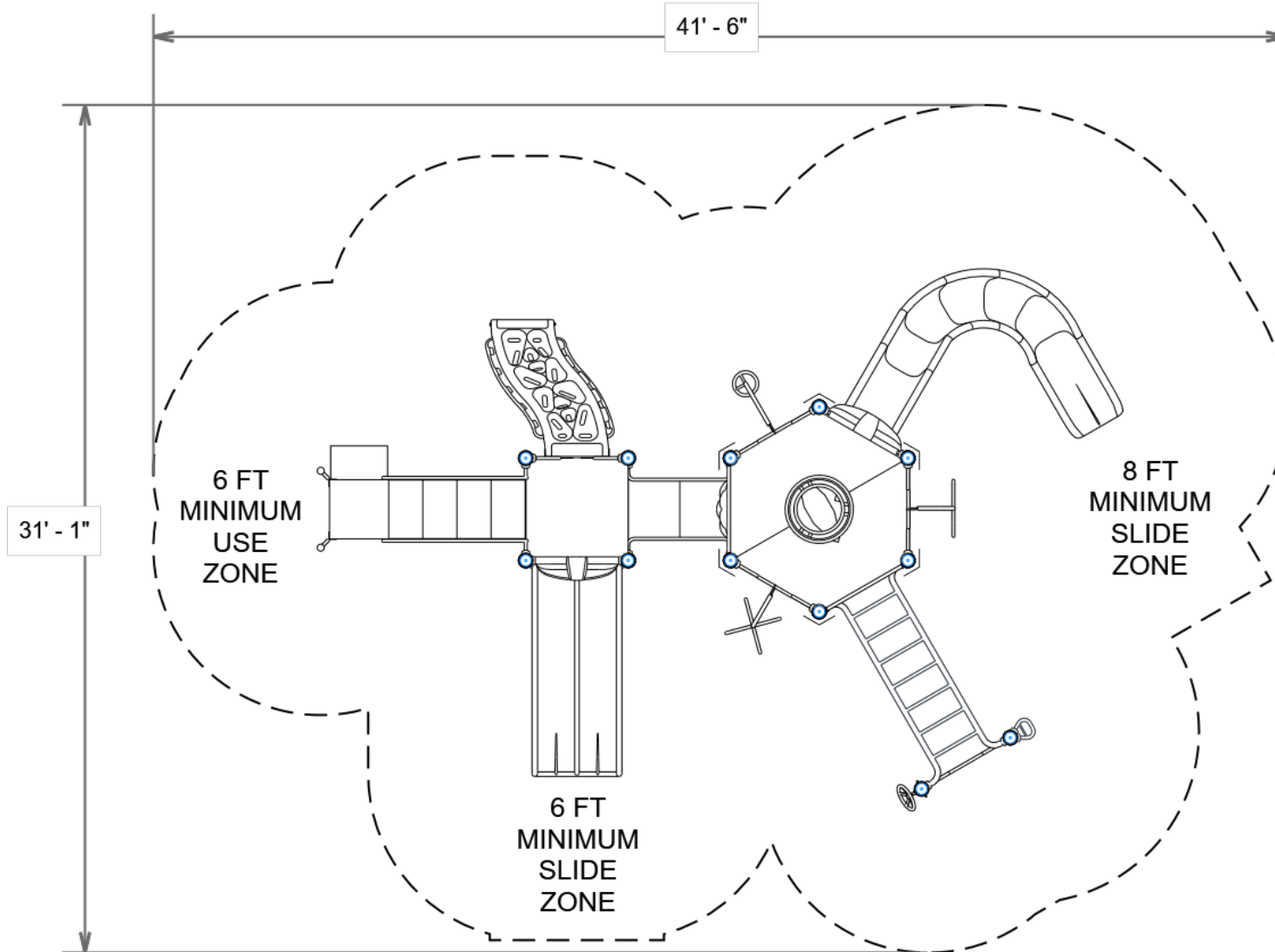
FOR KIDS
AGES
5-12

GENERAL NOTES:

This Preliminary Site Plan is based on measurements that were provided in the initial planning phase. All dimensions must be verified prior to the submission of a purchase order. Playcraft Systems will not be held responsible for any discrepancies between actual dimensions and dimensions submitted in the planning phase.

The Minimum Use Zone for a play structure is based on the product design at the time of proposal. Components and structure designs may be subject to change which may affect dimensions. Therefore, before preparing the site, we strongly recommend obtaining final drawings from the factory (available after the order is placed and included in the Assembly Manual).

WARNING: Accessible safety surfacing material is required beneath and around this equipment that has a critical height value (Fall Height) appropriate for the highest accessible part of this equipment. Refer to the CPSC'S Handbook For Public Playground Safety, Section 4: Surfacing.



PROJECT#: R50DBDBAA

DATE: 7/8/2021 | DRAWN BY: Alyssa

MIN. USE ZONE: 42' x 32'

PLAYCRAFT REP:

Playcraft Direct, Inc.

R50DBDBAA
SW VIEW

R5

FOR KIDS
AGES
5-12



STRUCTURE#: R50DBDBAA


PROJECT#: R50DBDBAA

DATE: 7/8/2021 | DRAWN BY: Alyssa

R50DBDBAA
NE VIEW

R5

FOR KIDS
AGES
5-12



STRUCTURE#: R50DBDBAA

PROJECT#: R50DBDBAA

DATE: 7/8/2021 | DRAWN BY: Alyssa



Bill of Materials

R50DBDBAA

Project# R50DBDBAA

7/8/2021

Item	Description	Quantity
R50DBDBAA		
HS-1004-R	Collars	47
GF-7002	Dome Cap, R5	6
S-1011-R5-11ft	Post, 11ft R5	6
S-1018-R5-18ft	Post, 18ft R5	6
S-1101-R5	Square Deck	1
S-1106-R5	Hex Deck, Half (4 Post)	2
S-1206-24R45	ADA Stairs, 24in Rise w/ Walls	1
S-1209-36-R5	Transfer Station, 48in-L	1
S-1222-8R	Climber, Snake 90-96in	1
S-1223-8R	Climber, Spiral 90-96in	1
S-1229-8R	Climber, Cross Loop 90-96in	1
S-1249-DGH	Climber, Inc. Geo-Wave 42-48in (H, DTG, L)	1
S-12891-DD6-HEX	Center Access Hex Deck (DTD, 72in)	1
S-1303-TW-R5	Twister Entry Panel w/ Hood	1
S-1306-R5	Double Slide SitDown Hood	1
S-1309-2-R5	Half Walls (Pair) R5	4
S-1310-R5	Transition Wall	3
S-1402-R5	End Access Ladder (2-Rung)	1
S-1406-90R5	Traverse, Horizontal Ladder (7-Rung)	1
S-1610-R5	Peek Panel	1
S-1632-R5	Bug Eye Panel	1
S-1684-R5	Sign Language Panel	1
S-1702-4R5	Slide, Wave 48in (Double)	1
S-1710-8-SRRRR	Slide, Twister 96in (S-R-R-R-R)	1
S-1803-R5STL	Metal Roof, Hex	1



Bill of Materials (continued)

Item	Description	Quantity
S-1812-R5	Driver Wheel (Post Mounted)	1
S-1937-R5	Crunch Handle	1
S-1962-R5	Playseat	1
HS-1100-3	Deck to Deck Hardware	2