

R50D6530A
TOP VIEW

ADA ACCESSIBILITY GUIDELINES - ADAAG CONFORMANCE

ELEVATED	ACCESSIBLE	RAMP ACCESSIBLE	GROUND	TYPES
13	10/7	0/0	4/4	3/3
CHILD CAPACITY	101	MAX FALL HEIGHT	96	

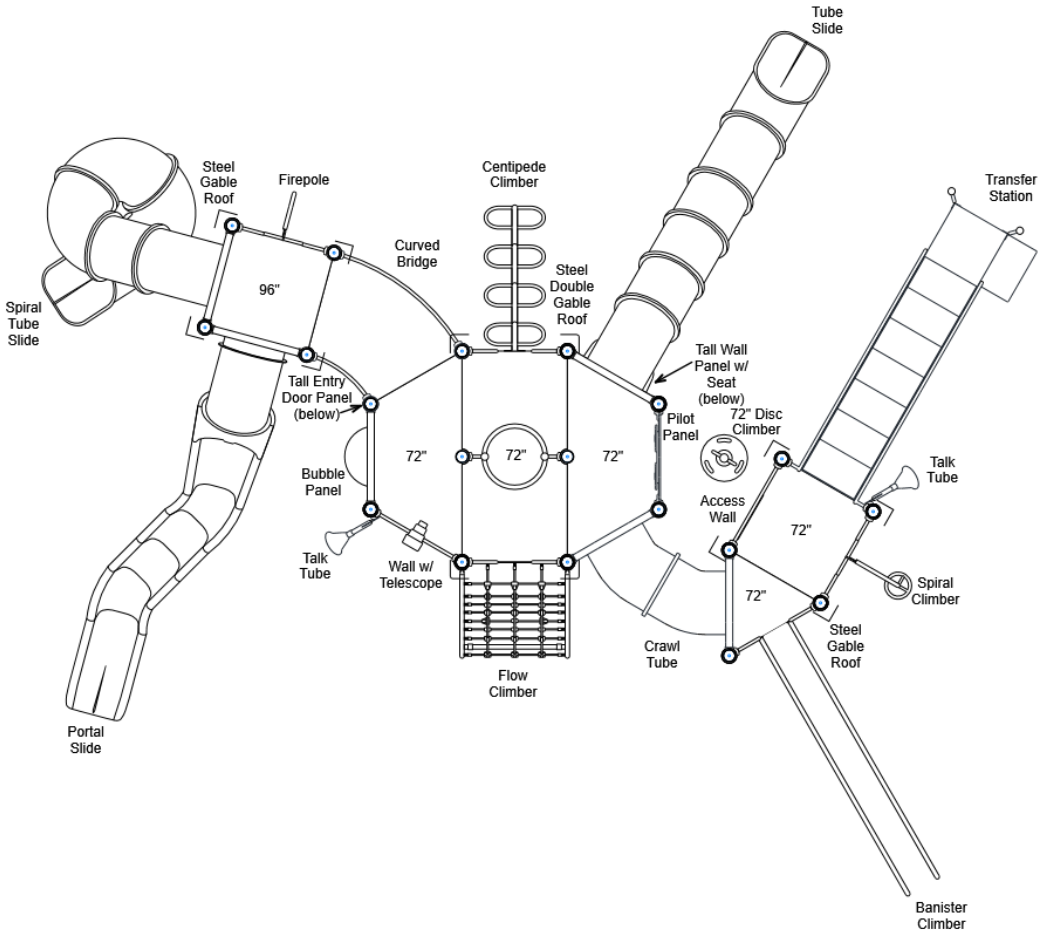
R5

FOR KIDS
AGES
5-12

GENERAL NOTES

This conceptual plan is based on information provided prior to construction. Detailed site information, including the following, should be obtained, evaluated, and utilized in the final project design. Exact site dimensions, topography, existing utilities, soil conditions and drainage solutions.

WARNING: Accessible safety surfacing material is required beneath and around this equipment that has a critical height value (Fall Height) appropriate for the highest accessible part of this equipment. Refer to the CPSC'S Handbook For Public Playground Safety, Section 4: Surfacing.



STRUCTURE # R50D6530A
PROJECT # R50D6530A
DATE 9/7/2023

Playcraft Direct, Inc.
MIN. USE ZONE 50' x 44' (15.026m x 13.134m)



R50D6530A
SITE PLAN

ADA ACCESSIBILITY GUIDELINES - ADAAG CONFORMANCE

ELEVATED	ACCESSIBLE	RAMP ACCESSIBLE	GROUND	TYPES
13	10/7	0/0	4/4	3/3

R5

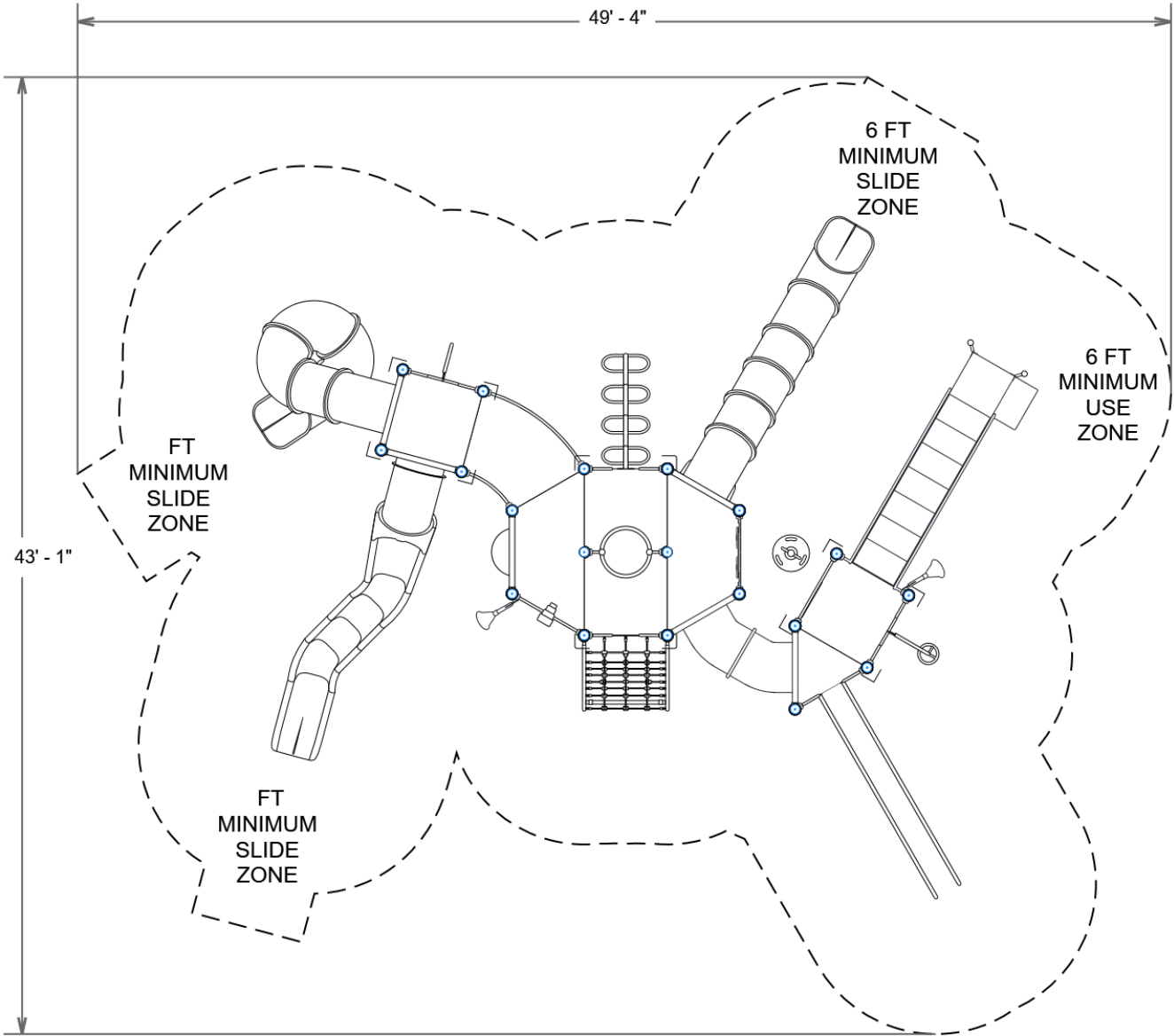
FOR KIDS
AGES
5-12

GENERAL NOTES

This Preliminary Site Plan is based on measurements that were provided in the initial planning phase. All dimensions must be verified prior to the submission of a purchase order. Playcraft Systems will not be held responsible for any discrepancies between actual dimensions and dimensions submitted in the planning phase.

The Minimum Use Zone for a play structure is based on the product design at the time of proposal. Components and structure designs may be subject to change which may affect dimensions. Therefore, before preparing the site, we strongly recommend obtaining final drawings from the factory (available after the order is placed and included in the Assembly Manual).

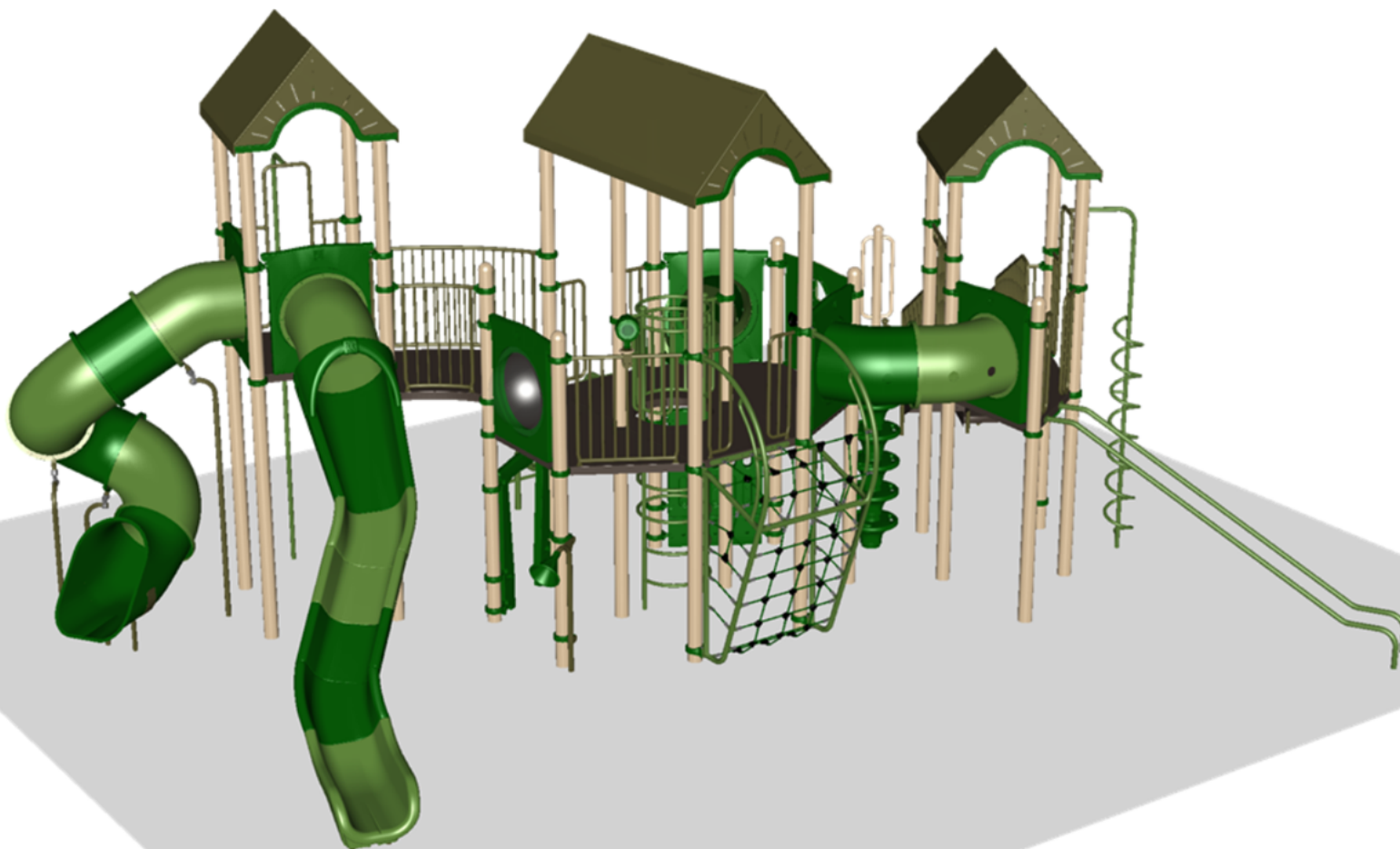
WARNING: Accessible safety surfacing material is required beneath and around this equipment that has a critical height value (Fall Height) appropriate for the highest accessible part of this equipment. Refer to the CPSC'S Handbook For Public Playground Safety, Section 4: Surfacing.



R50D6530A
SW VIEW

R5

FOR KIDS
AGES
5-12




STRUCTURE # R50D6530A
PROJECT # R50D6530A
DATE 9/7/2023

R50D6530A
NE VIEW

R5

FOR KIDS
AGES
5-12



STRUCTURE # R50D6530A
PROJECT # R50D6530A
DATE 9/7/2023

R50D6530A
Project # R50D6530A

Date 9/7/2023

Item / Part Number	Description	Qty
[R50D6530A]		
HS-1004-R	Collars	69
GF-7002	Dome Cap, R5	5
S-1013-R5-13ft	Post, 13ft R5	4
S-1014-R5-14ft	Post, 14ft R5	1
S-1016-R5-16ft	Post, 16ft R5	4
S-1017-R5-17ft	Post, 17ft R5	6
S-1018-R5-18ft	Post, 18ft R5	4
S-1101-R5	Square Deck	2
S-1102-R5	Tri-Deck	1
S-1103-R5	Hex Deck, Half (5 Post)	2
S-1110-R	Filler, 12in	2
S-1209-60-R5	Transfer Station, 72in-L (W)	1
S-1213-8R	Climber, Firepole 90-96in	1
S-1220-6	Climber, Centipede 66-72in	1
S-1223-6R	Climber, Spiral 66-72in	1
S-1233-6-MC	Climber, Disc 66-72in (MC)	1
S-1261-R5F	Climber, Flow	1
S-12891-6R5	Center Access Deck (66-72in)	1
S-1301-1830-S-R5	Wall w/ Telescope	1
S-1309-2-R5	Half Walls (Pair) R5	3
S-1310-R5	Transition Wall	2
S-1314-R5L	Access Wall (Left)	1
S-1333-R5G-T	Wall Seat Panel (Tall)	1
S-1500-60-2-R5	Crawl Tube, (60 Degree)	1
S-1511-R5	Bridge, Curved	1
S-1602-R5	Bubble Panel	1
S-1643-R5	Pilot Panel	1
S-1653-R5	Door Panel (Tall Entry)	1
S-1707-6R5	Slide, Tube 72in	1
S-1707-8SPR5	Slide, Tube 96in (Spiral, Right)	1
S-1709-8S-RSSL	Slide, Portal 96in (R-S-S-L, Right)	1
S-1808-2R5STL	Metal Roof, Double Gable Shade	1
S-1808-R5STL	Metal Roof, Gable	2
S-1910-R5	Talk Tube (Post Mounted, Left)	2
S-1918-6	Climber, Banister 66-72in	1