

R50CBB76A

TOP VIEW

ADA ACCESSIBILITY GUIDELINE - ADAAG CONFORMANCE

ELEVATED	ACCESSIBLE	RAMP ACCESSIBLE	GROUND	TYPES
16	16/8	0	8/5	3/3

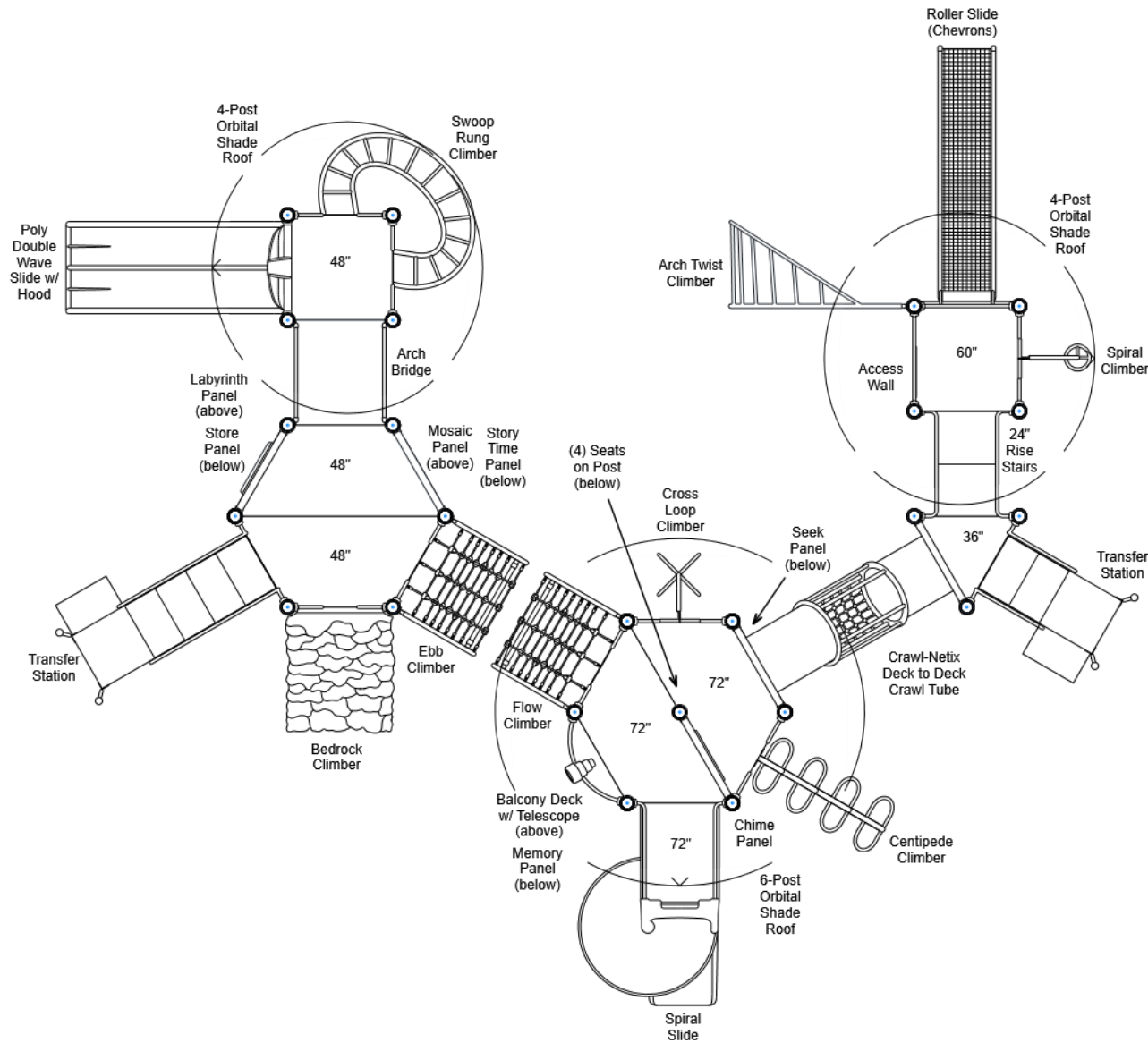
R5

FOR KIDS
AGES
5-12

GENERAL NOTES:

This conceptual plan is based on information provided prior to construction. Detailed site information, including the following, should be obtained, evaluated, and utilized in the final project design. Exact site dimensions, topography, existing utilities, soil conditions and drainage solutions.

WARNING: Accessible safety surfacing material is required beneath and around this equipment that has a critical height value (Fall Height) appropriate for the highest accessible part of this equipment. Refer to the CPSC'S Handbook For Public Playground Safety, Section 4: Surfacing.



STRUCTURE#: R50CBB76A

PROJECT#: R50CBB76A

DATE: 1/2/2020 | DRAWN BY: Alyssa

MIN. USE ZONE: 51' x 47'

PLAYCRAFT REP:

Playcraft Direct, Inc.



R50CBB76A SITE PLAN

ADA ACCESSIBILITY GUIDELINE - ADAAG CONFORMANCE

ELEVATED	ACCESSIBLE	RAMP ACCESSIBLE	GROUND	TYPES
16	16/8	0	8/5	3/3

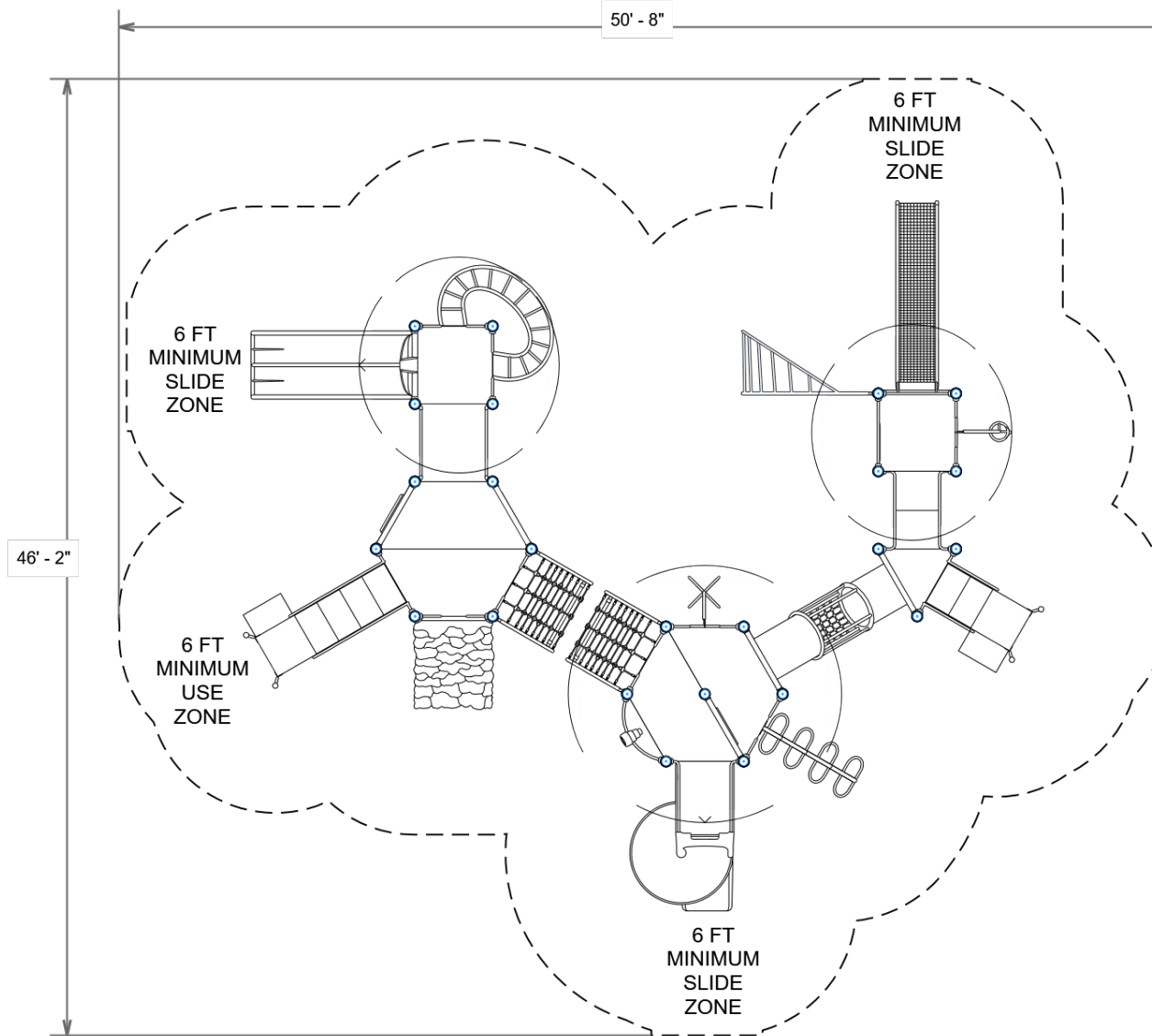


GENERAL NOTES:

This Preliminary Site Plan is based on measurements that were provided in the initial planning phase. All dimensions must be verified prior to the submission of a purchase order. Playcraft Systems will not be held responsible for any discrepancies between actual dimensions and dimensions submitted in the planning phase.

The Minimum Use Zone for a play structure is based on the product design at the time of proposal. Components and structure designs may be subject to change which may affect dimensions. Therefore, before preparing the site, we strongly recommend obtaining final drawings from the factory (available after the order is placed and included in the Assembly Manual).

WARNING: Accessible safety surfacing material is required beneath and around this equipment that has a critical height value (Fall Height) appropriate for the highest accessible part of this equipment. Refer to the CPSC's Handbook For Public Playground Safety, Section 4: Surfacing.



PROJECT#: R50CBB76A

DATE: 1/2/2020 | DRAWN BY: Alyssa

MIN. USE ZONE: 51' x 47'

PLAYCRAFT REP:

Playcraft Direct, Inc.



R50CBB76A
SW VIEW

R5

FOR KIDS
AGES
5-12

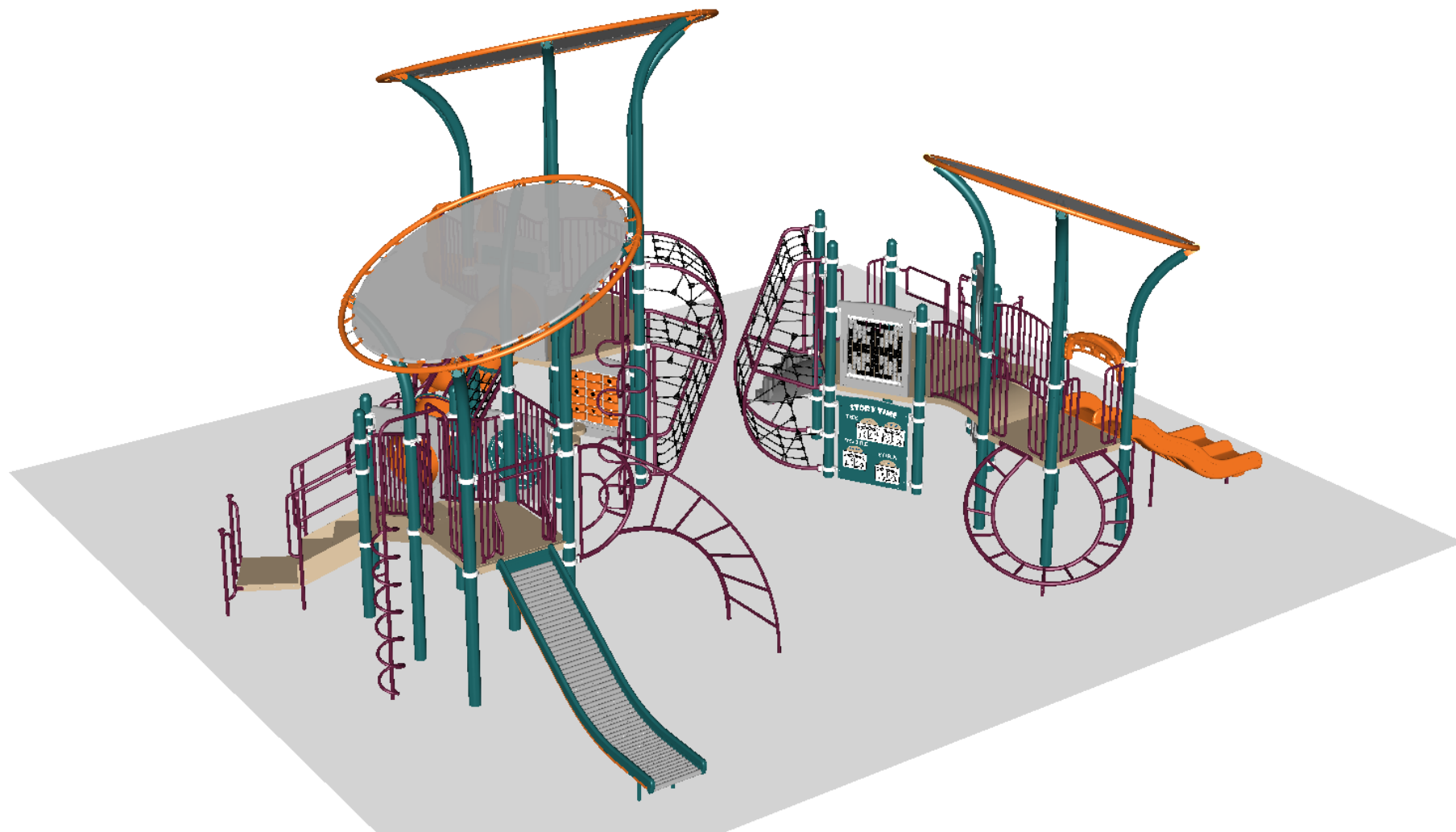


STRUCTURE#: R50CBB76A
PROJECT#: R50CBB76A
DATE: 1/2/2020 | DRAWN BY: Alyssa

R50CBB76A
NE VIEW

R5

FOR KIDS
AGES
5-12



STRUCTURE#: R50CBB76A

PROJECT#: R50CBB76A

DATE: 1/2/2020 | DRAWN BY: Alyssa



Bill of Materials

R50CBB76A

Project# R50CBB76A

1/2/2020

Item	Description	Quantity
R50CBB76A		
HS-1004-R	Collars	84
GF-7002	Dome Cap, R5	10
S-1010-R5-10ft	Post, 10ft R5	5
S-1011-R5-11ft	Post, 11ft R5	10
S-1013-R5-13ft	Post, 13ft R5	9
S-1101-R5	Square Deck	2
S-1102-R5	Tri-Deck	1
S-1103-R5	Hex Deck, Half (5 Post)	2
S-1106-R5	Hex Deck, Half (4 Post)	2
S-1109-R5-T	Balcony Deck w/ Telescope	1
S-1206-24R45	ADA Stairs, 24in Rise w/ Walls	1
S-1209-24-R5	Transfer Station, 36in-L	1
S-1209-36-R5	Transfer Station, 48in-L	1
S-1220-6	Climber, Centipede 66-72in	1
S-1223-5R	Climber, Spiral 54-60in	1
S-1228-4	Climber, Bedrock 48in	1
S-1229-6R	Climber, Cross Loop 66-72in	1
S-1261-R5E	Climber, Ebb	1
S-1261-R5F	Climber, Flow	1
S-1280-4R5	Climber, Swoop Rung 42-48in	1
S-1281-L-5R5	Climber, Arch Twist 60in (Left)	1
S-1306-R5	Double Slide SitDown Hood	1
S-1309-2-R5	Half Walls (Pair) R5	4
S-1310-R5	Transition Wall	2
S-1314-R5L	Access Wall (Left)	1



Bill of Materials (continued)

Item	Description	Quantity
S-1501-45R5	Bridge, Arch (45in)	1
S-1535-3DTD-R5	Crawl-Netix (36in Incl. DTD)	1
S-1604-R5	Chime Panel	1
S-16071-R5	Story Time Panel	1
S-1608-R5G	Memory Panel	1
S-1615-R5	Store Panel	1
S-1618-R5G	Seek Panel	1
S-1634-R5	Labyrinth Panel	1
S-1685-R5	Mosaic Panel	1
S-1702-4R5	Slide, Wave 48in (Double)	1
S-1706-R5	Slide, Spiral 72in	1
S-1719-5CHV	Roller Slide, 60in (Chevrons)	1
S-18030-4R5	Shade Canopy, 4-Post Orbital	2
S-18030-6	Shade Canopy, 6-Post Orbital	1
S-1963-R5	Seat on Post	4
HS-1100-2	Deck to Deck Hardware	4