

R50CADD6A
TOP VIEW

ADA ACCESSIBILITY GUIDELINES - ADAAG CONFORMANCE

ELEVATED	ACCESSIBLE	RAMP ACCESSIBLE	GROUND	TYPES
10	10/5	0/0	7/3	1/3
CHILD CAPACITY	85	MAX FALL HEIGHT	96	

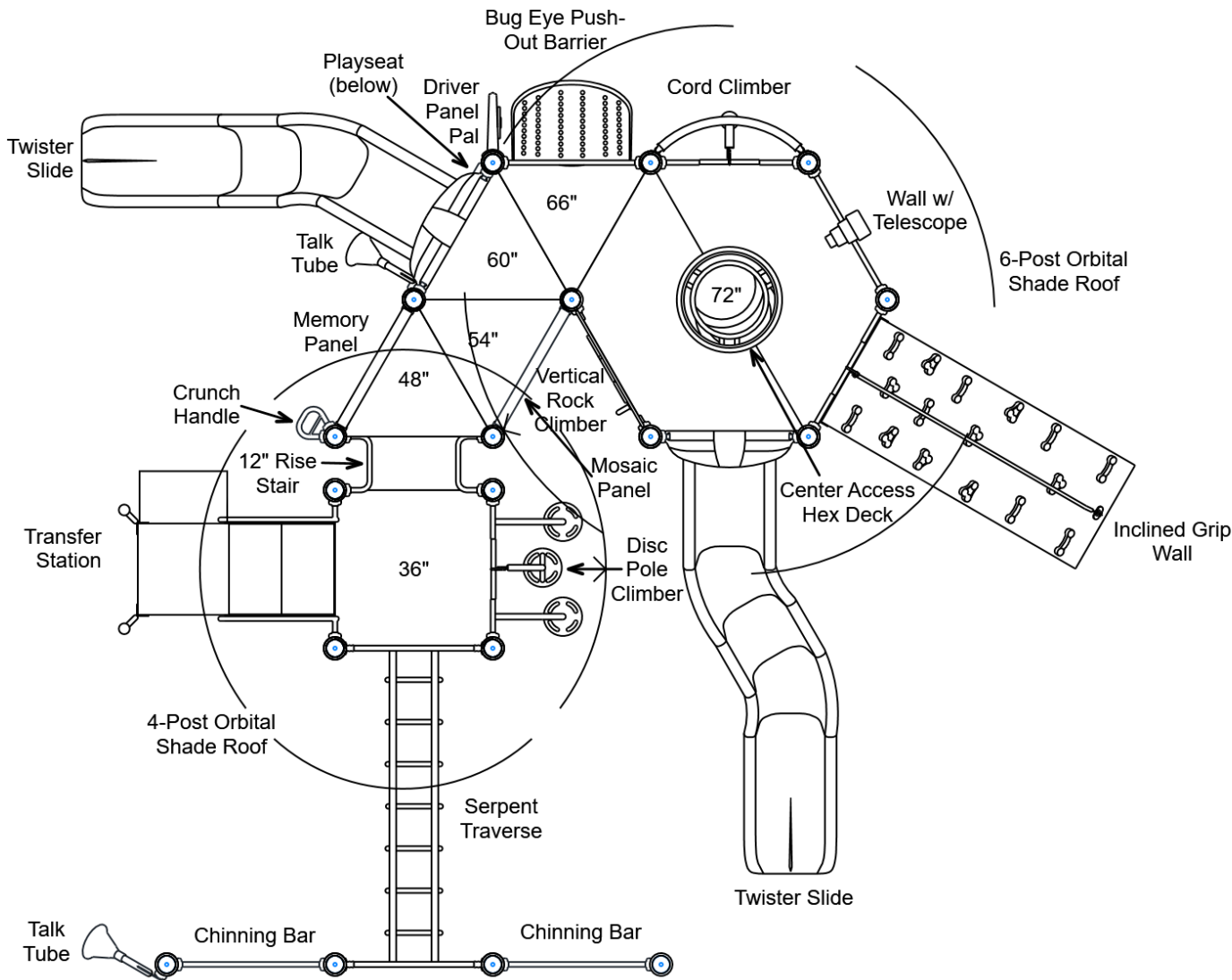
R5

FOR KIDS
AGES
5-12

GENERAL NOTES

This conceptual plan is based on information provided prior to construction. Detailed site information, including the following, should be obtained, evaluated, and utilized in the final project design. Exact site dimensions, topography, existing utilities, soil conditions and drainage solutions.

WARNING: Accessible safety surfacing material is required beneath and around this equipment that has a critical height value (Fall Height) appropriate for the highest accessible part of this equipment. Refer to the CPSC'S Handbook For Public Playground Safety, Section 4: Surfacing.



STRUCTURE # R50CADD6A
PROJECT # R50CADD6A
DATE 4/14/2023

Playcraft Direct, Inc.
MIN. USE ZONE 38' x 33'



R50CADD6A
SITE PLAN

ADA ACCESSIBILITY GUIDELINES - ADAAG CONFORMANCE

ELEVATED	ACCESSIBLE	RAMP ACCESSIBLE	GROUND	TYPES
10	10/5	0/0	7/3	1/3

Mixed
Types

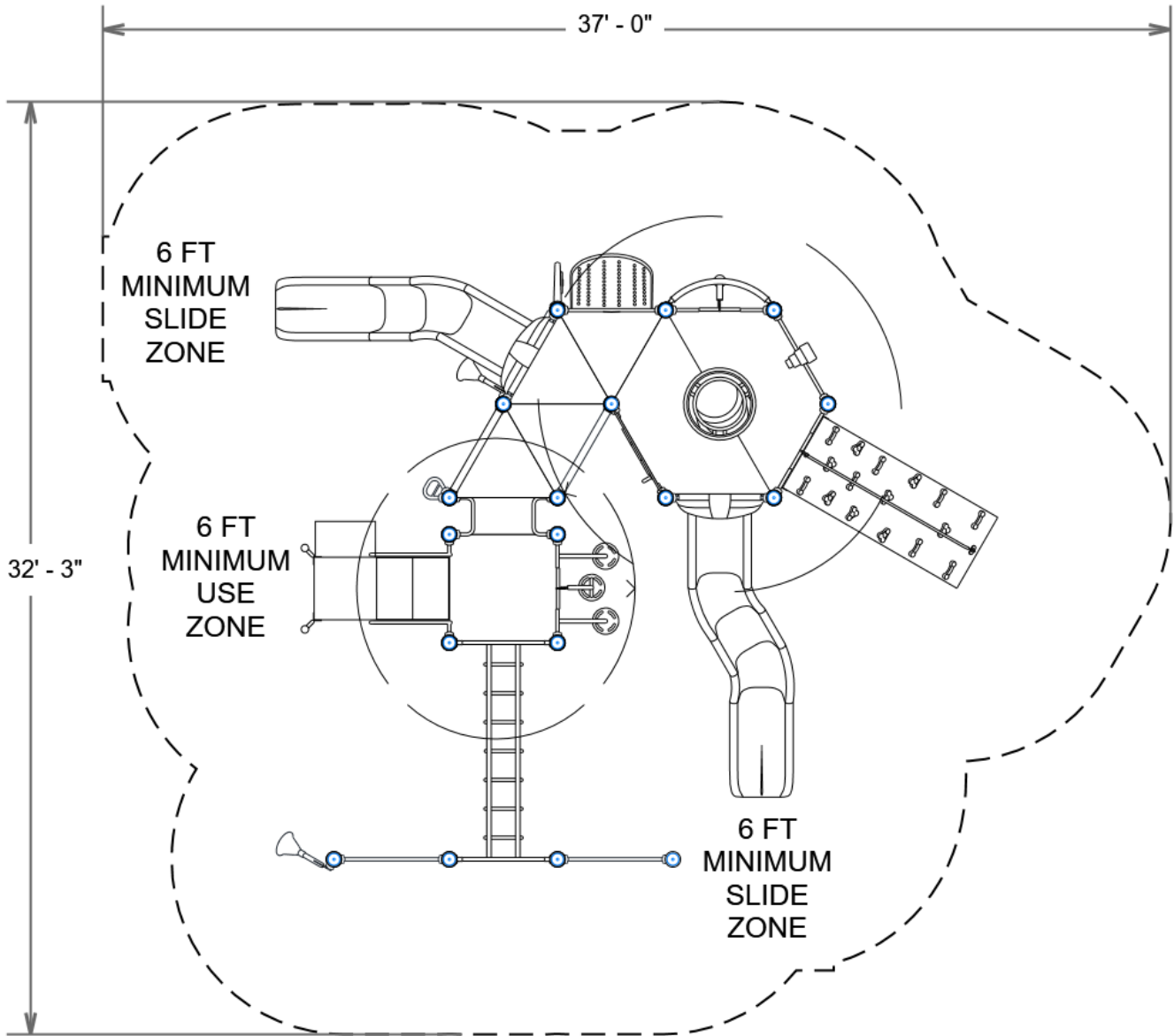
FOR KIDS
AGES
5-12

GENERAL NOTES

This Preliminary Site Plan is based on measurements that were provided in the initial planning phase. All dimensions must be verified prior to the submission of a purchase order. Playcraft Systems will not be held responsible for any discrepancies between actual dimensions and dimensions submitted in the planning phase.

The Minimum Use Zone for a play structure is based on the product design at the time of proposal. Components and structure designs may be subject to change which may affect dimensions. Therefore, before preparing the site, we strongly recommend obtaining final drawings from the factory (available after the order is placed and included in the Assembly Manual).

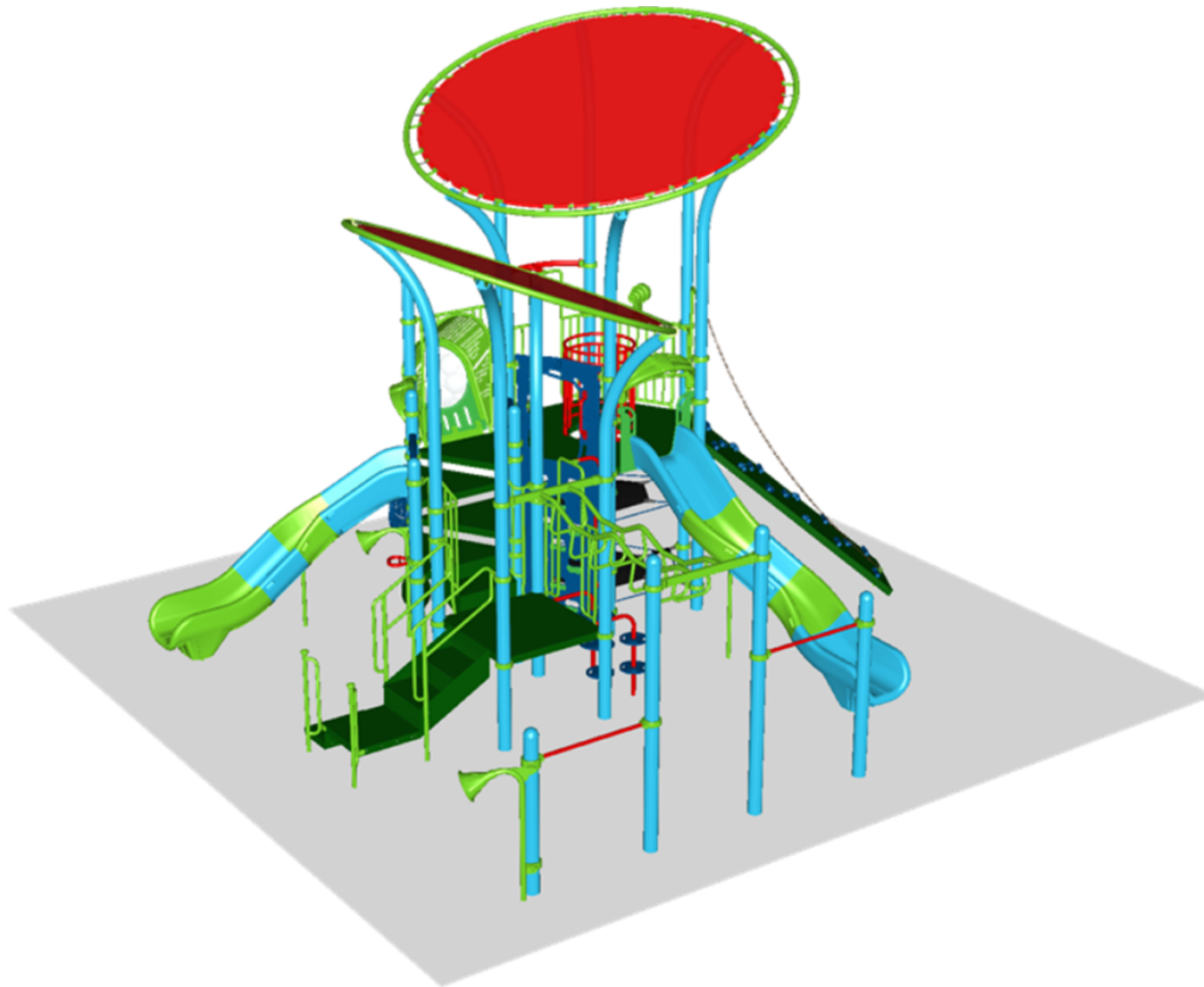
WARNING: Accessible safety surfacing material is required beneath and around this equipment that has a critical height value (Fall Height) appropriate for the highest accessible part of this equipment. Refer to the CPSC'S Handbook For Public Playground Safety, Section 4: Surfacing.



R50CADD6A
SW VIEW

R5

FOR KIDS
AGES
5-12




STRUCTURE # R50CADD6A
PROJECT # R50CADD6A
DATE 4/14/2023

R50CADD6A
NE VIEW

R5

FOR KIDS
AGES
5-12



STRUCTURE # R50CADD6A
PROJECT # R50CADD6A
DATE 4/14/2023

R50CADD6A

Project # R50CADD6A

Date 4/14/2023

Item / Part Number	Description	Qty
[R50CADD6A]		
HS-1004-R	Collars	77
GF-7002	Dome Cap, R5	8
S-1008-R5-08ft	Post, 08ft R5	1
S-1009-R5-09ft	Post, 09ft R5	1
S-1011-R5-11ft	Post, 11ft R5	5
S-1012-R5-12ft	Post, 12ft R5	4
S-1013-R5-13ft	Post, 13ft R5	4
S-1014-R5-14ft	Post, 14ft R5	2
S-1015-R5-15ft	Post, 15ft R5	1
S-1101-R5	Square Deck	1
S-1102-R5	Tri-Deck	4
S-1206-12R5	ADA Stairs, 12in Rise w/ Walls	1
S-1209-24-R5	Transfer Station, 36in-L	1
S-1215-6	Climber, Grip Inc. Wall 72in	1
S-1237-6R5	Climber, Vertical Rock 66-72in	1
S-1243-3	Climber, Disc Pole 30-36in	1
S-1298-6R5	Climber, Cord 72in	1
S-1301-1830-S-R5	Wall w/ Telescope	1
S-1303-TW-R5	Twister Entry Panel w/ Hood	2
S-1310-R5	Transition Wall	3
S-1362-16132-R5	Push-Out Barrier (Bug Eye)	1
S-1418-R5	Traverse, Serpent	1
S-1608-R5	Memory Panel	1
S-1667-R5	Panel Pal, Driver	1
S-1685-R5	Mosaic Panel	1
S-1710-5-LS	Slide, Twister 60in (L-S)	1
S-1710-6-LSR	Slide, Twister 72in (L-S-R)	1
S-18030-4R5	Shade Canopy, 4-Post Orbital	1
S-18030-6	Shade Canopy, 6-Post Orbital	1
S-1910-R5	Talk Tube (Post Mounted, Left)	1
S-1910-R5	Talk Tube (Post Mounted, Right)	1
S-1926-MR5	Center Access Hex Net Deck (72in)	1
S-1930-R5	Chinning Bar	2
S-1937-R5	Crunch Handle	1
S-1962-R5	Playseat	1