

R50C90F3A TOP VIEW

ADA ACCESSIBILITY GUIDELINE - ADAAG CONFORMANCE

ELEVATED	ACCESSIBLE	RAMP ACCESSIBLE	GROUND	TYPES
7	6/4	0	4/2	3/2

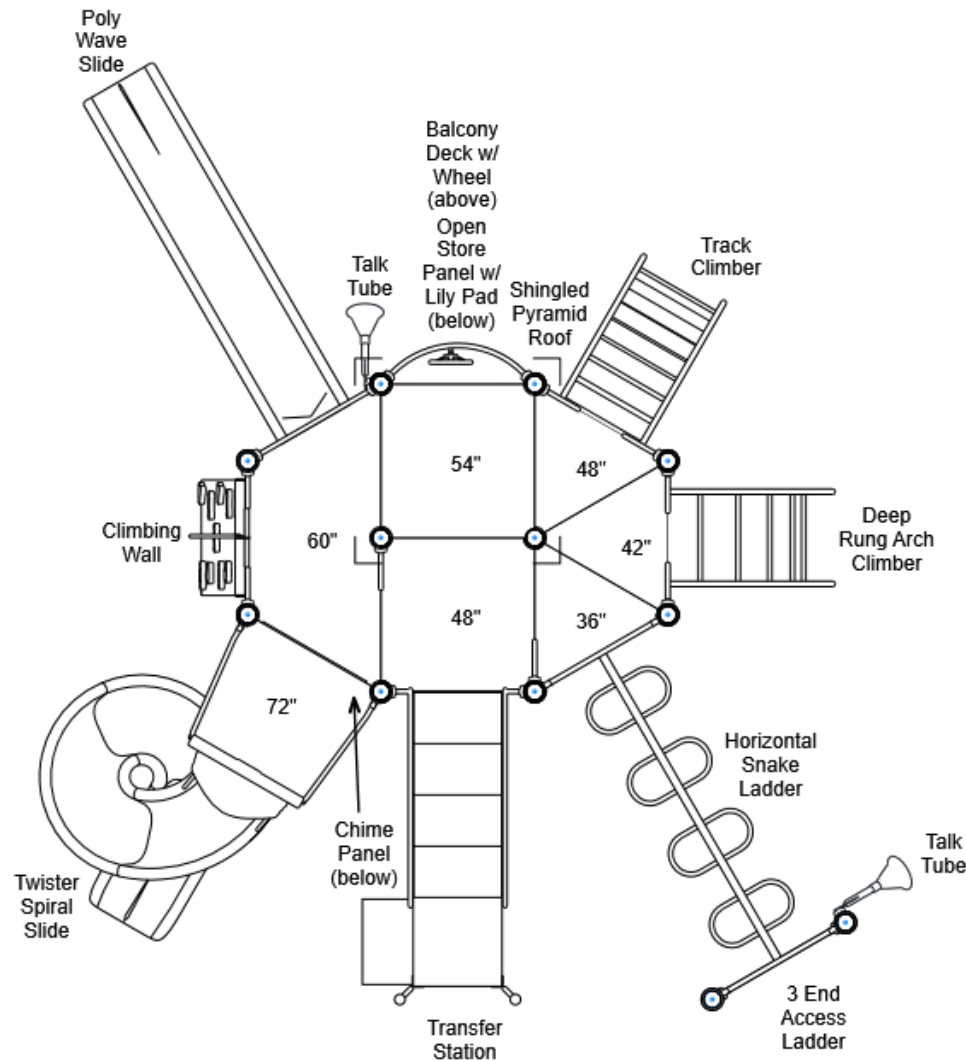
R5

FOR KIDS
AGES
5-12

GENERAL NOTES:

This conceptual plan is based on information provided prior to construction. Detailed site information, including the following, should be obtained, evaluated, and utilized in the final project design. Exact site dimensions, topography, existing utilities, soil conditions and drainage solutions.

WARNING: Accessible safety surfacing material is required beneath and around this equipment that has a critical height value (Fall Height) appropriate for the highest accessible part of this equipment. Refer to the CPSC'S Handbook For Public Playground Safety, Section 4: Surfacing.



STRUCTURE#: R50C90F3A

PROJECT#: R50C90F3A

DATE: 6/2/2021 | DRAWN BY: Connor

MIN. USE ZONE: 32' x 35'

PLAYCRAFT REP:

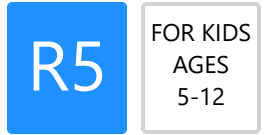
Playcraft Direct, Inc.



R50C90F3A SITE PLAN

ADA ACCESSIBILITY GUIDELINE - ADAAG CONFORMANCE

ELEVATED	ACCESSIBLE	RAMP ACCESSIBLE	GROUND	TYPES
7	6/4	0	4/2	3/2

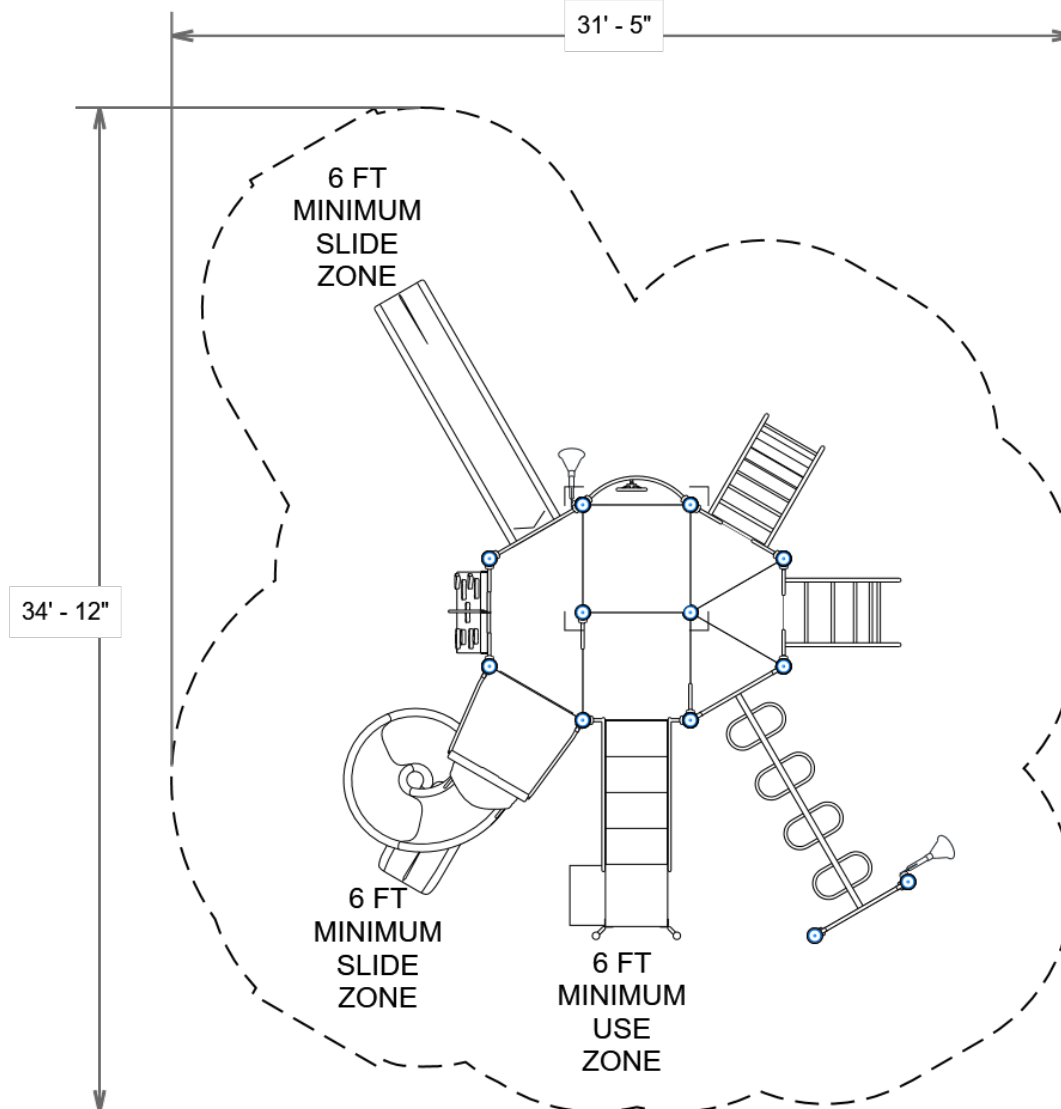


GENERAL NOTES:

This Preliminary Site Plan is based on measurements that were provided in the initial planning phase. All dimensions must be verified prior to the submission of a purchase order. Playcraft Systems will not be held responsible for any discrepancies between actual dimensions and dimensions submitted in the planning phase.

The Minimum Use Zone for a play structure is based on the product design at the time of proposal. Components and structure designs may be subject to change which may affect dimensions. Therefore, before preparing the site, we strongly recommend obtaining final drawings from the factory (available after the order is placed and included in the Assembly Manual).

WARNING: Accessible safety surfacing material is required beneath and around this equipment that has a critical height value (Fall Height) appropriate for the highest accessible part of this equipment. Refer to the CPSC'S Handbook For Public Playground Safety, Section 4: Surfacing.



PROJECT#: R50C90F3A

DATE: 6/2/2021 | DRAWN BY: Connor

MIN. USE ZONE: 32' x 35'

PLAYCRAFT REP:

Playcraft Direct, Inc.



R50C90F3A
SW VIEW

R5

FOR KIDS
AGES
5-12



STRUCTURE#: R50C90F3A
PROJECT#: R50C90F3A
DATE: 6/2/2021 | DRAWN BY: Connor



R50C90F3A
NE VIEW

R5

FOR KIDS
AGES
5-12



STRUCTURE#: R50C90F3A

PROJECT#: R50C90F3A

DATE: 6/2/2021 | DRAWN BY: Connor





Bill of Materials

R50C90F3A

Project# R50C90F3A

6/2/2021

Item	Description	Quantity
R50C90F3A		
HS-1004-R	Collars	56
GF-7002	Dome Cap, R5	8
S-1011-R5-11ft	Post, 11ft R5	5
S-1012-R5-12ft	Post, 12ft R5	1
S-1013-R5-13ft	Post, 13ft R5	2
S-1015-R5-15ft	Post, 15ft R5	4
S-1101-R5	Square Deck	2
S-1102-R5	Tri-Deck	3
S-1103-R5	Hex Deck, Half (5 Post)	1
S-1109-R5-MT	Balcony Deck w/ Wheel	1
S-1110-R	Filler, 12in	2
S-1110-R	Filler, Universal (12in)	1
S-1209-36-R5	Transfer Station, 48in-L	1
S-1214-5R5	Climber, Wall 54-60in	1
S-1219-4	Climber, Deep Rung Arch 42-48in	1
S-1232-4	Climber, Track 42-48in	1
S-1304-R5	Single Slide SitDown Wall	1
S-1309-2-R5	Half Walls (Pair) R5	2
S-1309-R5	Half Walls (Single, Left)	2
S-1310-R5	Transition Wall	1
S-1403-R5	End Access Ladder (3-Rung)	1
S-1407-R5	Traverse, Horizontal Snake Ladder	1
S-1414	Lily Pad Seat	1
S-1604-R5G	Chime Panel	1
S-1645-R5G	Store Panel (Open)	1



Bill of Materials (continued)

Item	Description	Quantity
S-1704-5	Slide, Wave 60in (Single)	1
S-1706-S6R-R5	Slide, Twister Spiral 72in (R)	1
S-1807-R5	Roof, Square Pyramid (Shingled)	1
S-1910-R5	Talk Tube (Post Mounted, Left)	2
HS-1007-R5	Extra Hardware	2