

R50BDA94A
TOP VIEW

ADA ACCESSIBILITY GUIDELINES - ADAAG CONFORMANCE

ELEVATED	ACCESSIBLE	RAMP ACCESSIBLE	GROUND	TYPES
8	5/4	0/0	3/3	3/3
CHILD CAPACITY	63	MAX FALL HEIGHT	96	

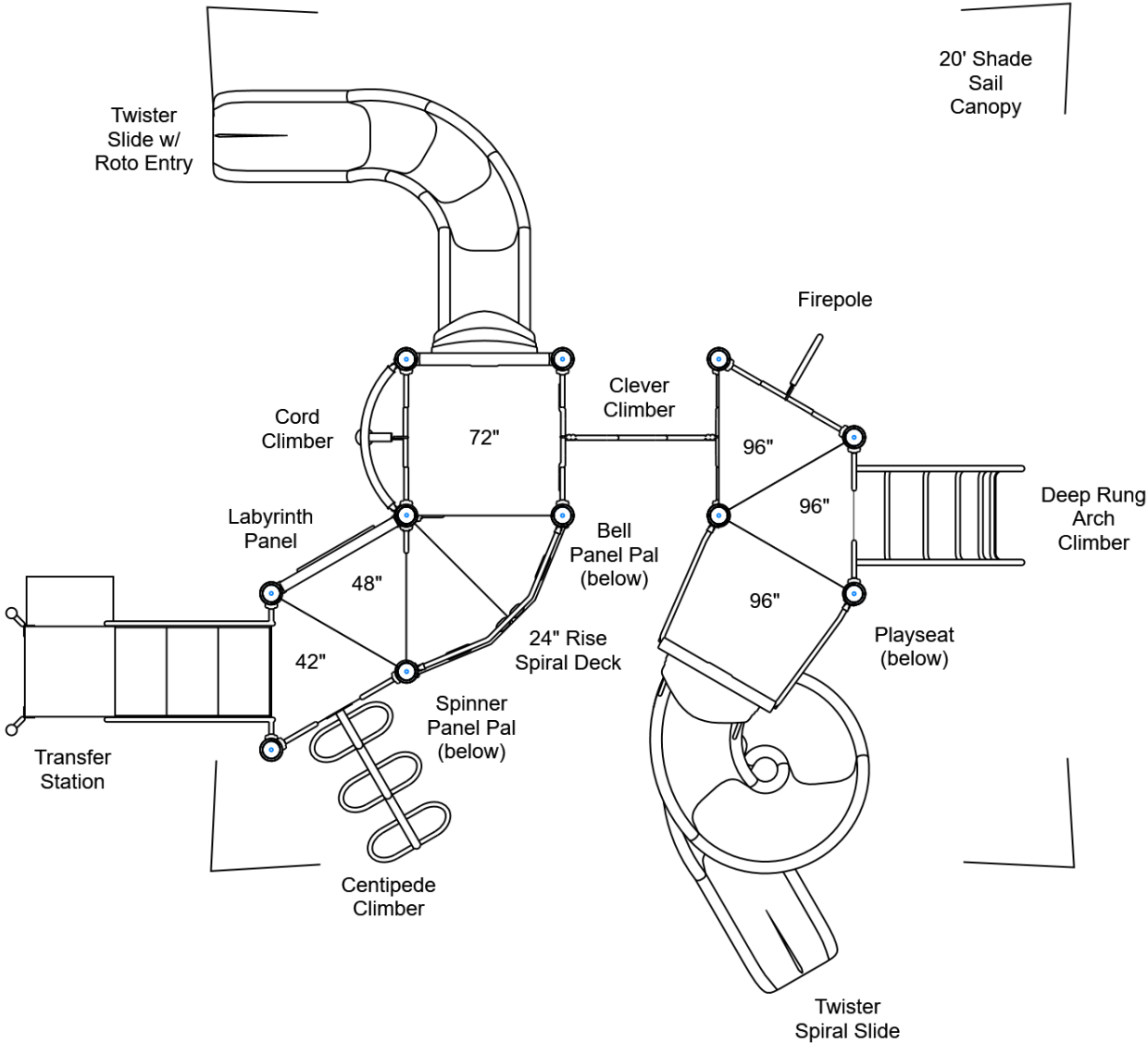
R5

FOR KIDS
AGES
5-12

GENERAL NOTES

This conceptual plan is based on information provided prior to construction. Detailed site information, including the following, should be obtained, evaluated, and utilized in the final project design. Exact site dimensions, topography, existing utilities, soil conditions and drainage solutions.

WARNING: Accessible safety surfacing material is required beneath and around this equipment that has a critical height value (Fall Height) appropriate for the highest accessible part of this equipment. Refer to the CPSC'S Handbook For Public Playground Safety, Section 4: Surfacing.



STRUCTURE # R50BDA94A
PROJECT # R50BDA94A
DATE 10/30/2023

Playcraft Direct, Inc.
MIN. USE ZONE 37' x 36' (11.108m x 10.805m)



R50BDA94A
SITE PLAN

ADA ACCESSIBILITY GUIDELINES - ADAAG CONFORMANCE

ELEVATED	ACCESSIBLE	RAMP ACCESSIBLE	GROUND	TYPES
8	5/4	0/0	3/3	3/3

R5

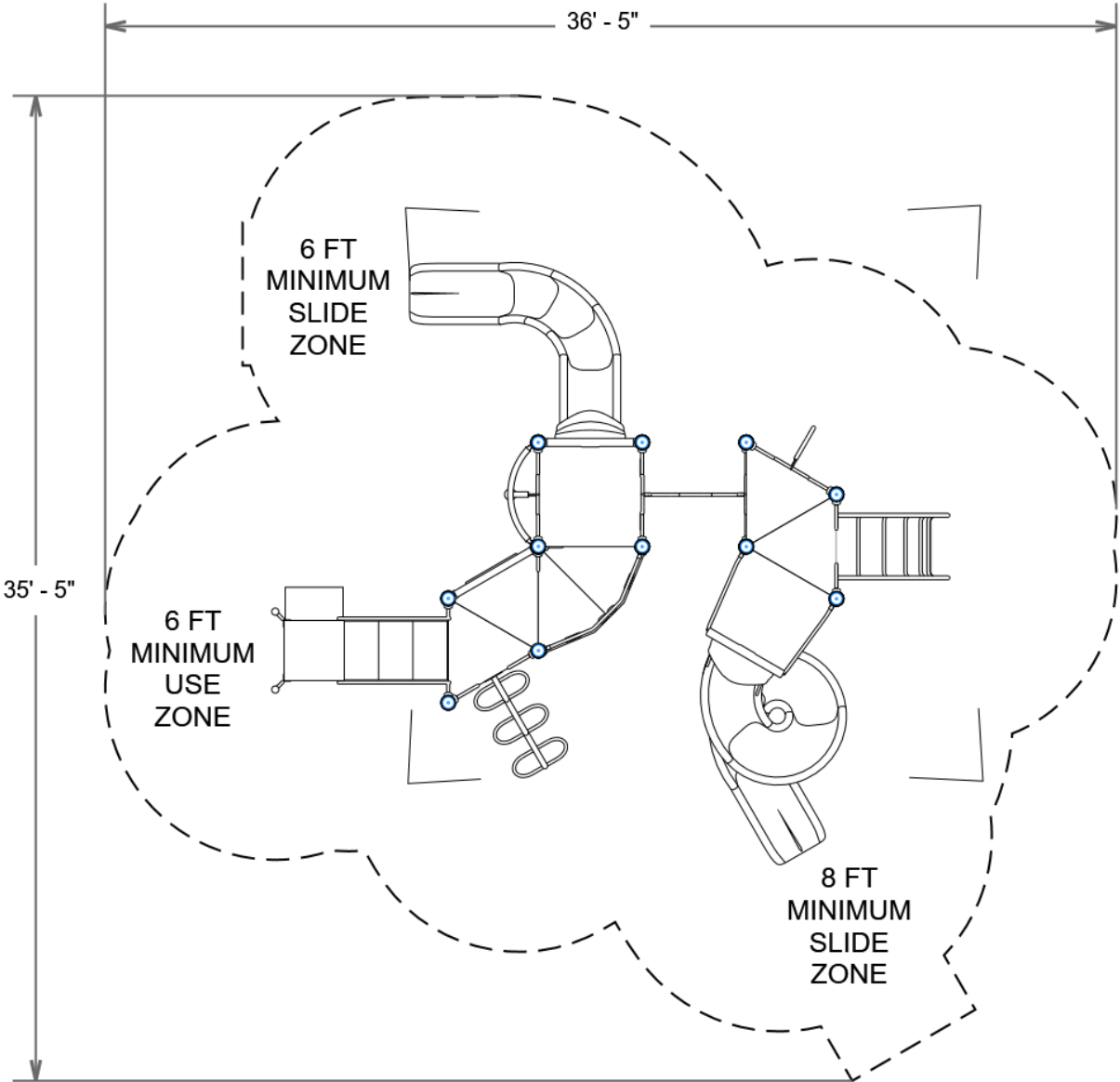
FOR KIDS
AGES
5-12

GENERAL NOTES

This Preliminary Site Plan is based on measurements that were provided in the initial planning phase. All dimensions must be verified prior to the submission of a purchase order. Playcraft Systems will not be held responsible for any discrepancies between actual dimensions and dimensions submitted in the planning phase.

The Minimum Use Zone for a play structure is based on the product design at the time of proposal. Components and structure designs may be subject to change which may affect dimensions. Therefore, before preparing the site, we strongly recommend obtaining final drawings from the factory (available after the order is placed and included in the Assembly Manual).


WARNING: Accessible safety surfacing material is required beneath and around this equipment that has a critical height value (Fall Height) appropriate for the highest accessible part of this equipment. Refer to the CPSC'S Handbook For Public Playground Safety, Section 4: Surfacing.



R50BDA94A
SW VIEW

R5

FOR KIDS
AGES
5-12



STRUCTURE # R50BDA94A
PROJECT # R50BDA94A
DATE 10/30/2023

R50BDA94A
NE VIEW

R5

FOR KIDS
AGES
5-12



STRUCTURE # R50BDA94A
PROJECT # R50BDA94A
DATE 10/30/2023

R50BDA94A

Project # R50BDA94A

Date 10/30/2023

Item / Part Number	Description	Qty
[R50BDA94A]		
HS-1004-R	Collars	40
GF-7002	Dome Cap, R5	7
S-1011-R5-11ft	Post, 11ft R5	2
S-1012-R5-12ft	Post, 12ft R5	1
S-1015-R5-15ft	Post, 15ft R5	4
S-1020-R5-20ft	Post, 20ft R5	4
S-1101-R5	Square Deck	1
S-11021-L	Spiral Deck, (Left, 24in)	1
S-1102-R5	Tri-Deck	4
S-1209-30-R5	Transfer Station, 42in-L	1
S-1213-8R	Climber, Firepole 90-96in	1
S-1219-8	Climber, Deep Rung Arch 90-96in	1
S-1220-4	Climber, Centipede 42-48in	1
S-1231-45x24R5	Climber, Clever 6-72in (45in, 24in Rise)	1
S-1298-6R5	Climber, Cord 72in	1
S-1309-2-R5	Half Walls (Pair) R5	2
S-1310-R5	Transition Wall	2
S-1316-RE-R5	Roto Twister Entry Panel	1
S-1634-R5	Labyrinth Panel	1
S-1661-R5	Panel Pal, Bell	1
S-1666-R5	Panel Pal, Spinner	1
S-1706-S8L-R5	Slide, Twister Spiral 96in (L)	1
S-1710-6-LLL	Slide, Twister 72in (L3)	1
S-18027-R520	Shade Sail Canopy, 20ft	1
S-1962-R5	Playseat	1