

# R50BCC34A

## TOP VIEW

### ADA ACCESSIBILITY GUIDELINES - ADAAG CONFORMANCE

ELEVATED	ACCESSIBLE	RAMP ACCESSIBLE	GROUND	TYPES
8	5/4	0/0	5/3	3/3
CHILD CAPACITY	70	MAX FALL HEIGHT	84	

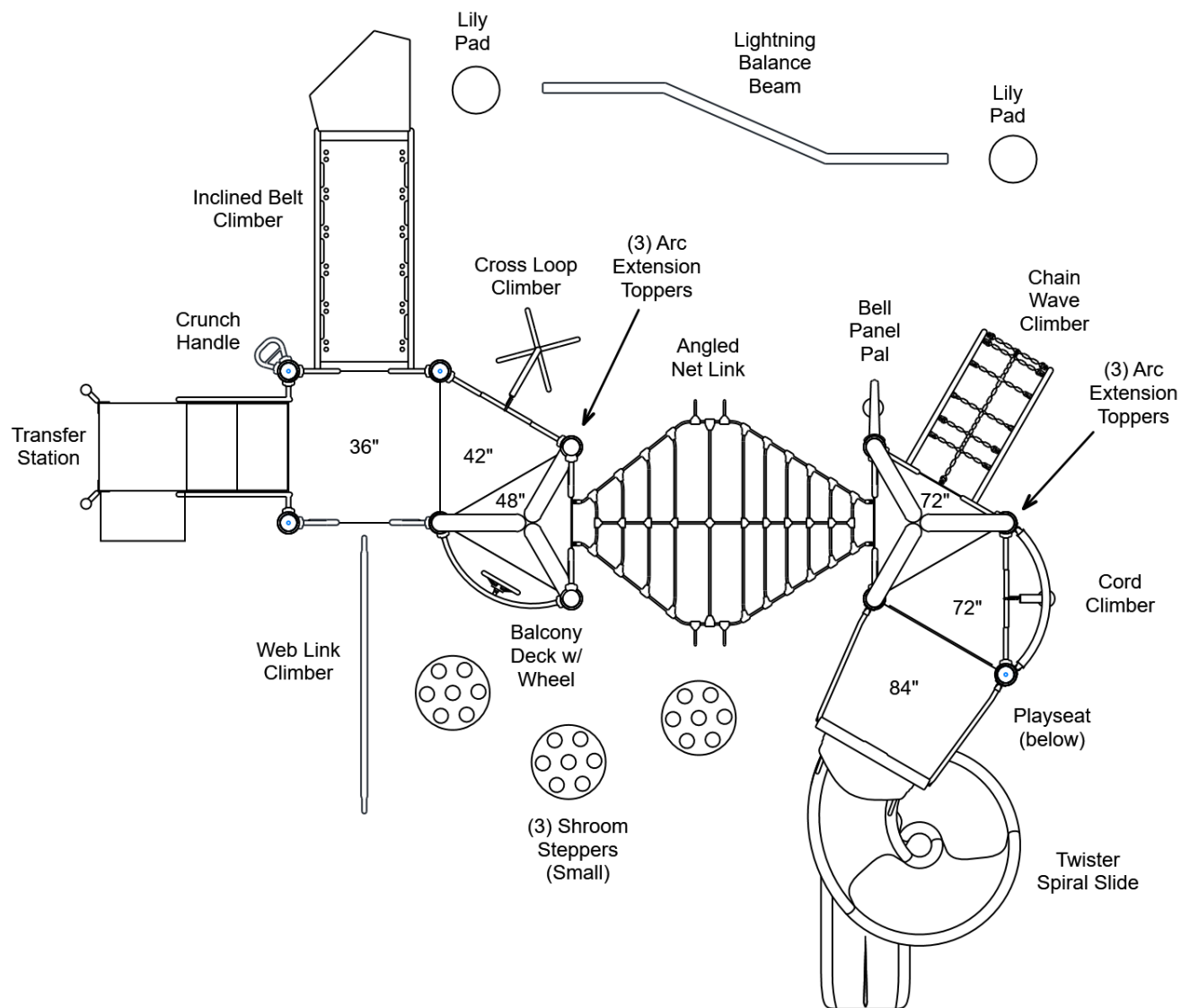
R5

FOR KIDS  
AGES  
5-12

### GENERAL NOTES

This conceptual plan is based on information provided prior to construction. Detailed site information, including the following, should be obtained, evaluated, and utilized in the final project design. Exact site dimensions, topography, existing utilities, soil conditions and drainage solutions.

WARNING: Accessible safety surfacing material is required beneath and around this equipment that has a critical height value (Fall Height) appropriate for the highest accessible part of this equipment. Refer to the CPSC'S Handbook For Public Playground Safety, Section 4: Surfacing.



STRUCTURE # R50BCC34A  
PROJECT # R50BCC34A  
DATE 4/11/2023

Playcraft Direct, Inc.

MIN. USE ZONE 37' x 38'



R50BCC34A  
SITE PLAN

ADA ACCESSIBILITY GUIDELINES - ADAAG CONFORMANCE

ELEVATED	ACCESSIBLE	RAMP ACCESSIBLE	GROUND	TYPES
8	5/4	0/0	5/3	3/3

Mixed  
Types

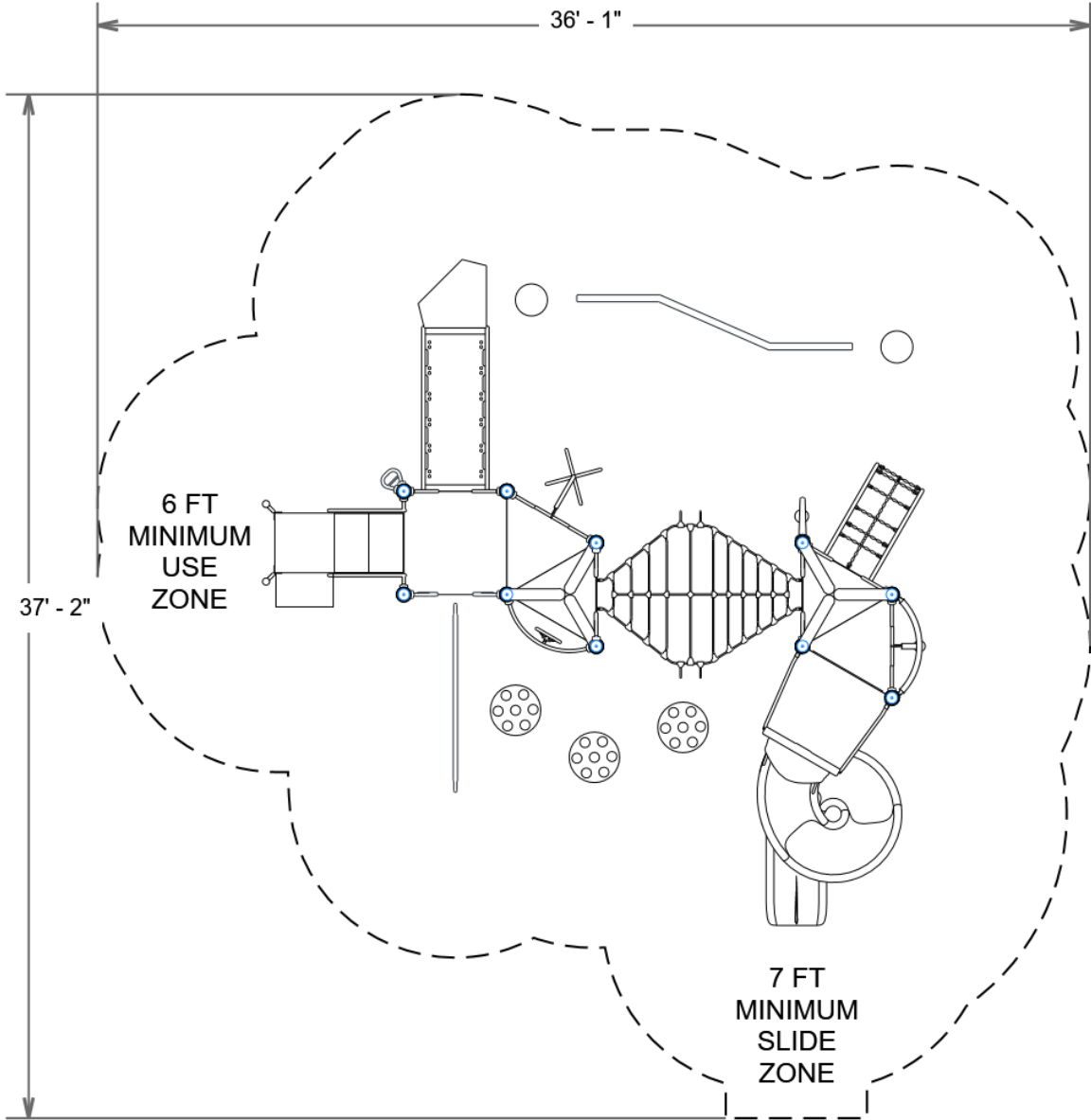
FOR KIDS  
AGES  
5-12

GENERAL NOTES

This Preliminary Site Plan is based on measurements that were provided in the initial planning phase. All dimensions must be verified prior to the submission of a purchase order. Playcraft Systems will not be held responsible for any discrepancies between actual dimensions and dimensions submitted in the planning phase.

The Minimum Use Zone for a play structure is based on the product design at the time of proposal. Components and structure designs may be subject to change which may affect dimensions. Therefore, before preparing the site, we strongly recommend obtaining final drawings from the factory (available after the order is placed and included in the Assembly Manual).

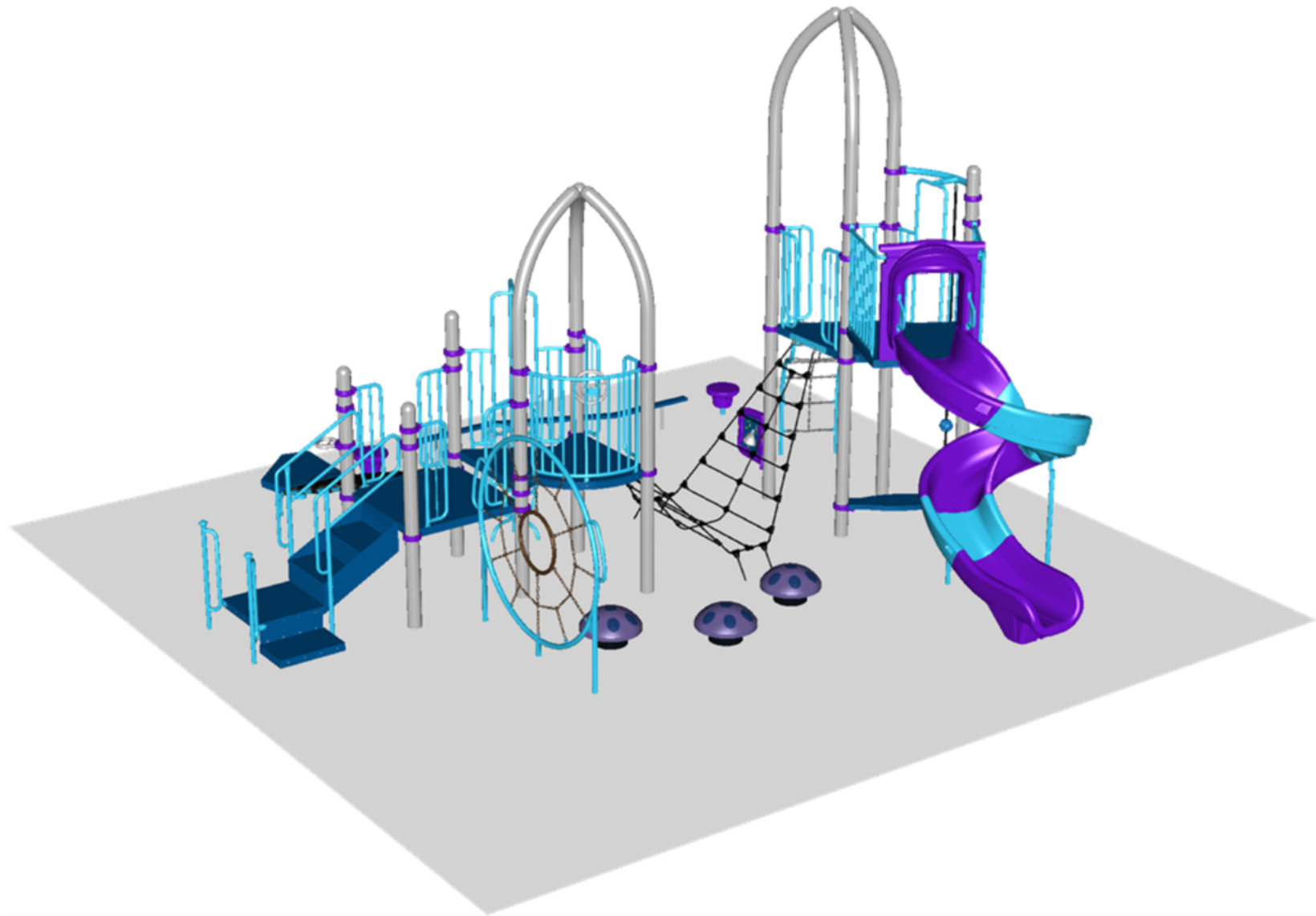
WARNING: Accessible safety surfacing material is required beneath and around this equipment that has a critical height value (Fall Height) appropriate for the highest accessible part of this equipment. Refer to the CPSC'S Handbook For Public Playground Safety, Section 4: Surfacing.



**R50BCC34A**  
**SW VIEW**

**R5**

FOR KIDS  
AGES  
5-12



**STRUCTURE #** R50BCC34A  
**PROJECT #** R50BCC34A  
**DATE** 4/11/2023

**R50BCC34A**  
**NE VIEW**

**R5**

FOR KIDS  
AGES  
5-12



**STRUCTURE #** R50BCC34A  
**PROJECT #** R50BCC34A  
**DATE** 4/11/2023

# R50BCC34A

Project # R50BCC34A

Date 4/11/2023

Item / Part Number	Description	Qty
<b>[R50BCC34A]</b>		
HS-1004-R	Collars	40
A2-2400	Balance Beam (Lightning)	1
A2-2432	Shroom Stepper (Small)	3
GF-7002	Dome Cap, R5	4
S-1010-R5-10ft	Post, 10ft R5	2
S-1011-R5-11ft	Post, 11ft R5	4
S-1015-R5-15ft	Post, 15ft R5	4
S-1101-R5	Square Deck	1
S-1102-R5	Tri-Deck	4
S-1109-R5-MT	Balcony Deck w/ Wheel	1
S-1110-R	Filler, Universal (12in)	1
S-12091-3	Climber, Inc. Belt 36in (Right Access)	1
S-1209-24-R5	Transfer Station, 36in-R	1
S-1229-4R	Climber, Cross Loop 42-48in	1
S-1276-6	Climber, Chain Wave 66-72in	1
S-1298-6R5	Climber, Cord 72in	1
S-1309-2-R5	Half Walls (Pair) R5	2
S-1310-R5	Transition Wall	2
S-1414	Lily Pad Step 12-18in	2
S-1517-C-R5	Climber, Web Link 36in	1
S-1528-R5	Link, Angled Net (90in)	1
S-1661-R5	Panel Pal, Bell	1
S-1706-S7L-R5	Slide, Twister Spiral 84in (L)	1
S-1850-R5	Arc Extension Topper	6
S-1937-R5	Crunch Handle	1
S-1962-R5	Playseat	1