

R50BB2F8A
TOP VIEW

ADA ACCESSIBILITY GUIDELINE - ADAAG CONFORMANCE

ELEVATED	ACCESSIBLE	RAMP ACCESSIBLE	GROUND	TYPES
0	0/0	0	1/0	1/0

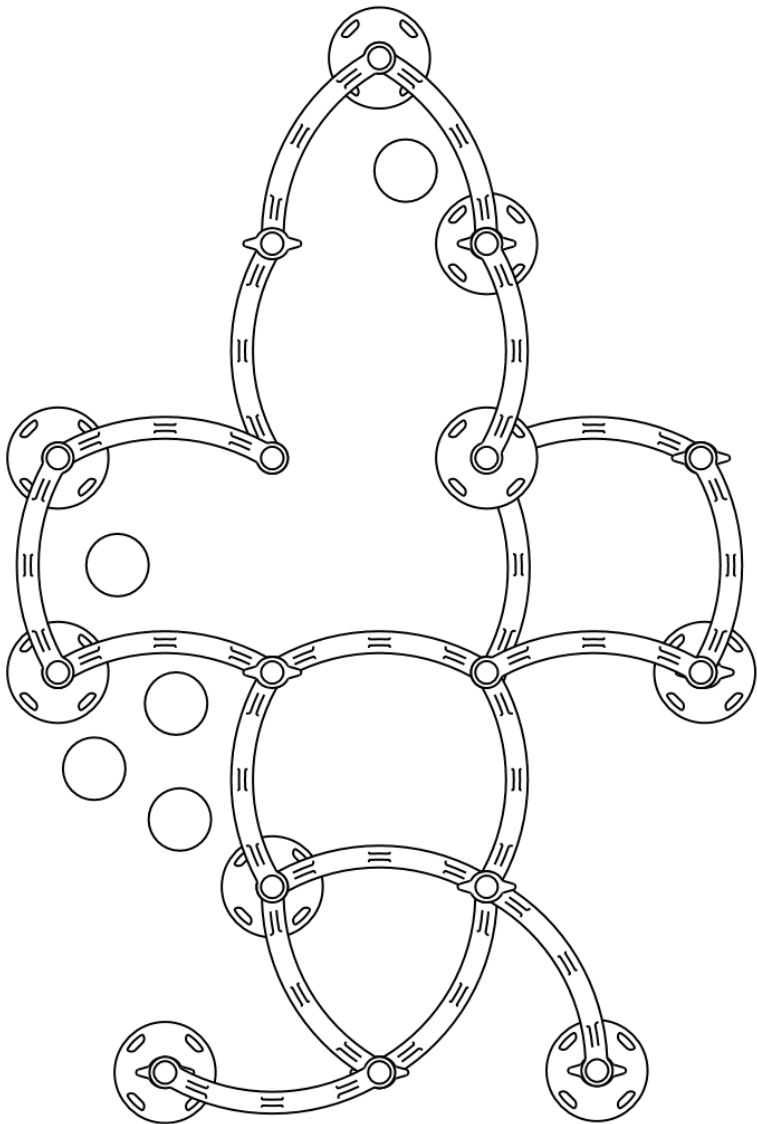
R5

FOR KIDS
AGES
2-12

GENERAL NOTES:

This conceptual plan is based on information provided prior to construction. Detailed site information, including the following, should be obtained, evaluated, and utilized in the final project design. Exact site dimensions, topography, existing utilities, soil conditions and drainage solutions.

WARNING: Accessible safety surfacing material is required beneath and around this equipment that has a critical height value (Fall Height) appropriate for the highest accessible part of this equipment. Refer to the CPSC'S Handbook For Public Playground Safety, Section 4: Surfacing.



- (9) Craze
Handles
- (19)
Craze
Links
- (9)
Launch
Pads
- (5)
Lily
Pads

STRUCTURE#: R50BB2F8A
PROJECT#: R50BB2F8A
DATE: 4/8/2020 | DRAWN BY:

MIN. USE ZONE: 26' x 33'

PLAYCRAFT REP:
Playcraft Direct, Inc.

R50BB2F8A
SITE PLAN

ADA ACCESSIBILITY GUIDELINE - ADAAG CONFORMANCE

ELEVATED	ACCESSIBLE	RAMP ACCESSIBLE	GROUND	TYPES
0	0/0	0	1/0	1/0

R5

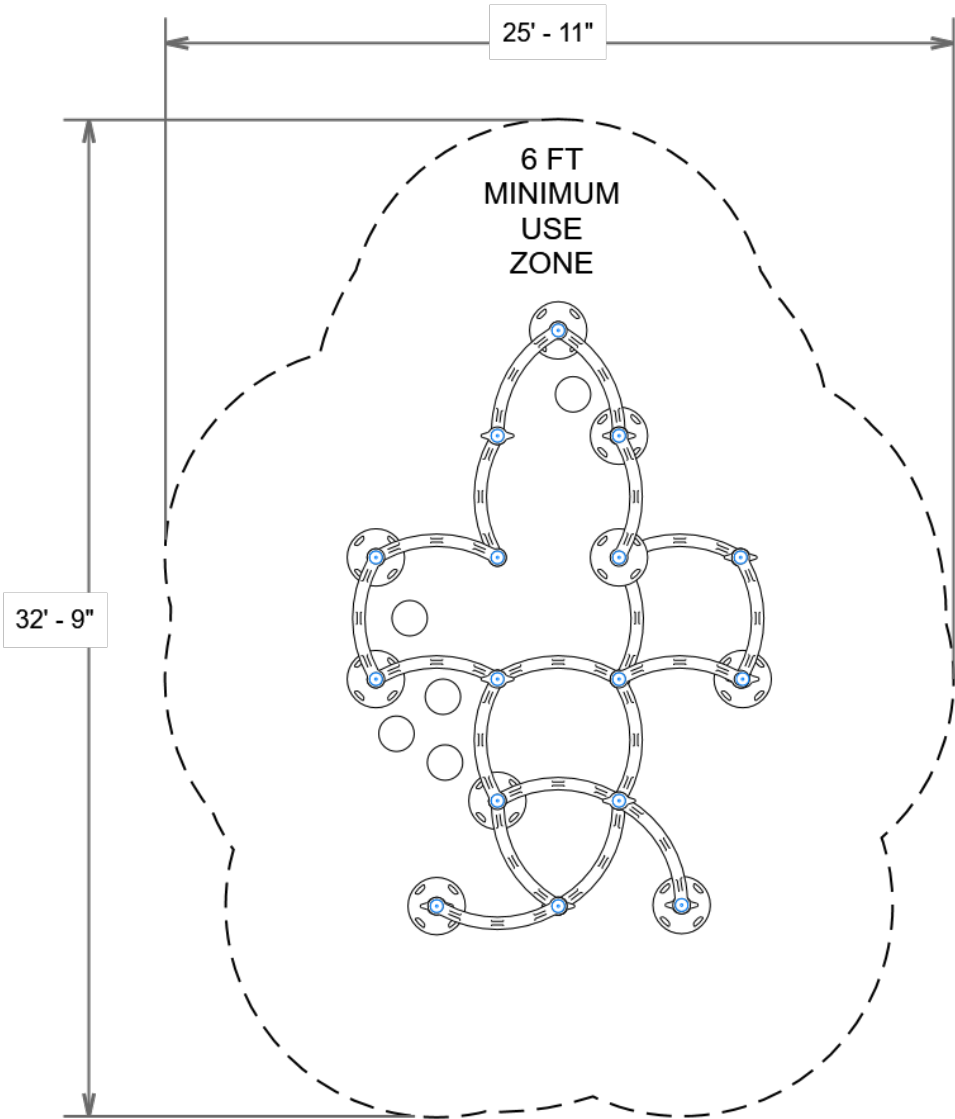
FOR KIDS
AGES
2-12

GENERAL NOTES:

This Preliminary Site Plan is based on measurements that were provided in the initial planning phase. All dimensions must be verified prior to the submission of a purchase order. Playcraft Systems will not be held responsible for any discrepancies between actual dimensions and dimensions submitted in the planning phase.

The Minimum Use Zone for a play structure is based on the product design at the time of proposal. Components and structure designs may be subject to change which may affect dimensions. Therefore, before preparing the site, we strongly recommend obtaining final drawings from the factory (available after the order is placed and included in the Assembly Manual).

WARNING: Accessible safety surfacing material is required beneath and around this equipment that has a critical height value (Fall Height) appropriate for the highest accessible part of this equipment. Refer to the CPSC'S Handbook For Public Playground Safety, Section 4: Surfacing.



PROJECT#: R50BB2F8A

DATE: 4/8/2020 | DRAWN BY:

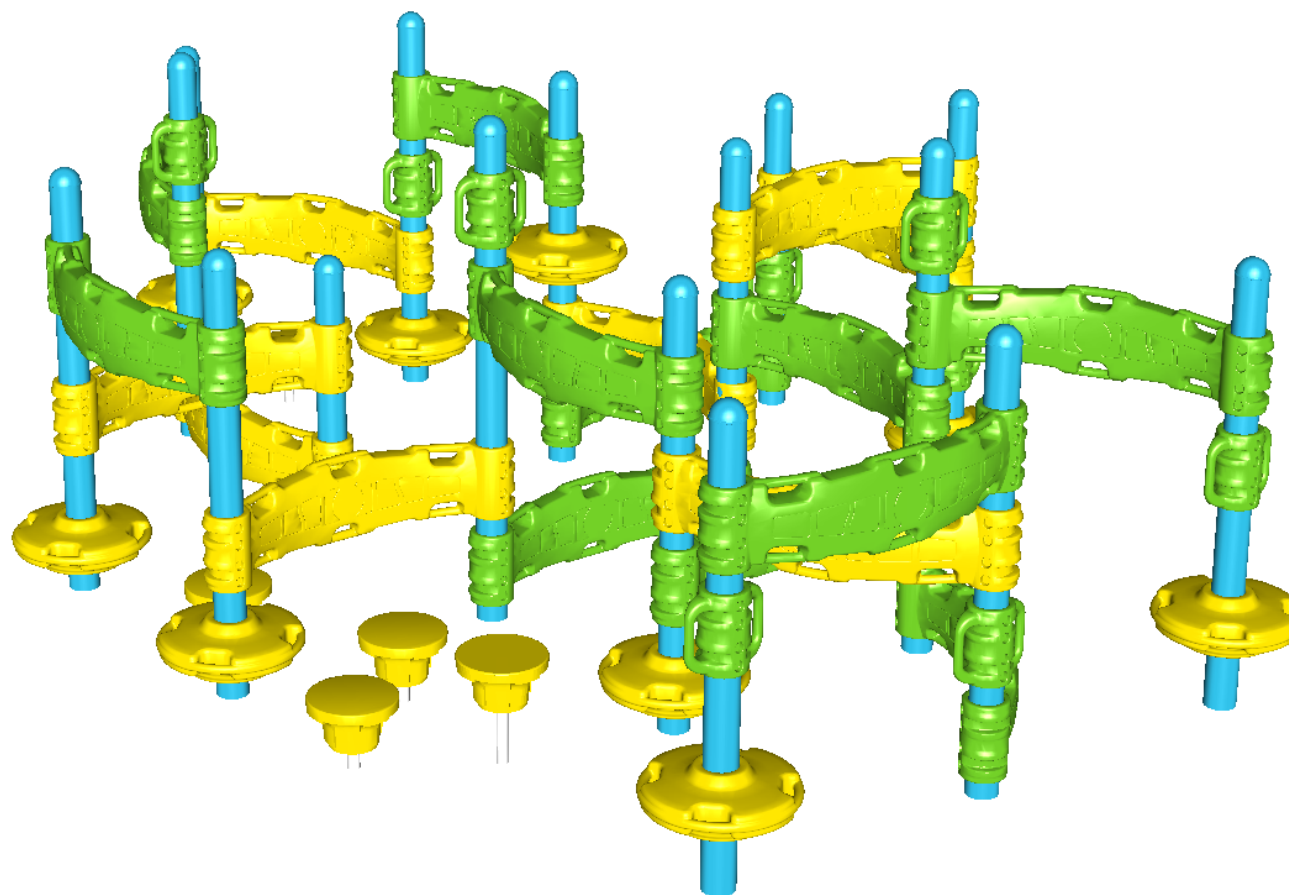
MIN. USE ZONE: 26' x 33'

PLAYCRAFT REP:
Playcraft Direct, Inc.

R50BB2F8A
SW VIEW

R5

FOR KIDS
AGES
2-12



STRUCTURE#: R50BB2F8A

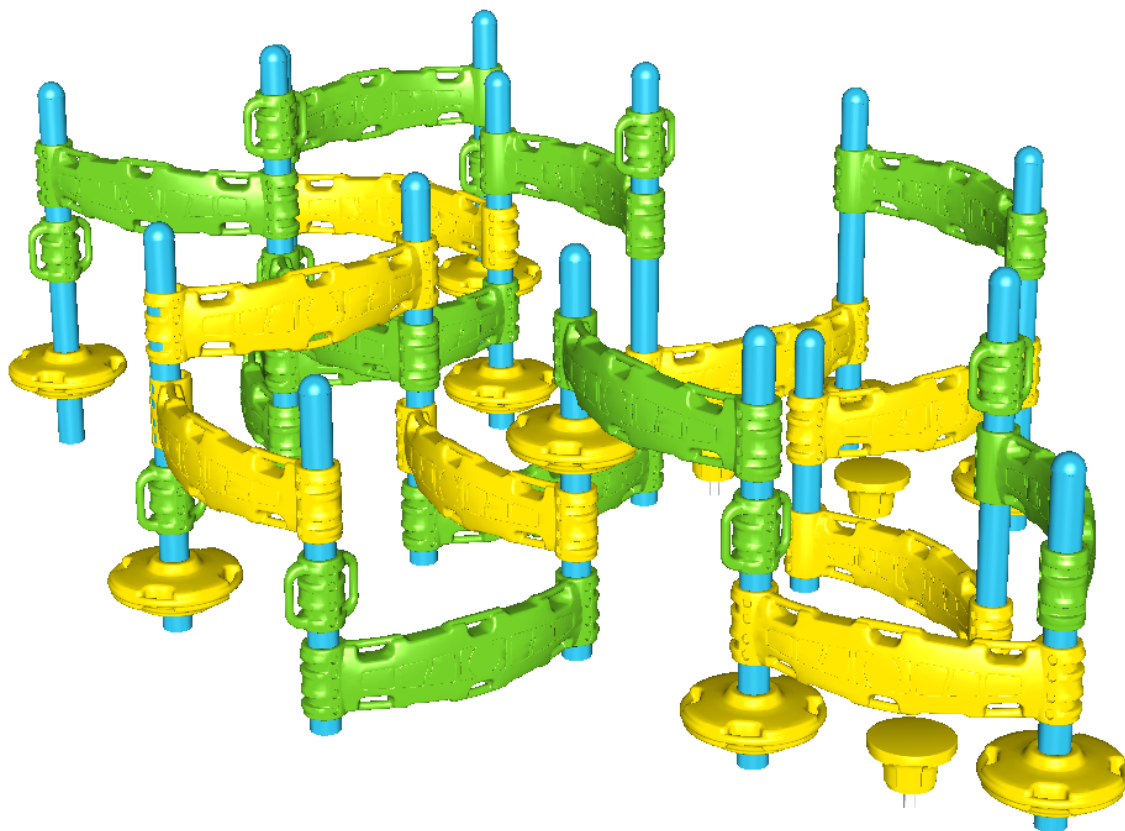
PROJECT#: R50BB2F8A

DATE: 4/8/2020 | DRAWN BY:

R50BB2F8A
NE VIEW

R5

FOR KIDS
AGES
2-12



STRUCTURE#: R50BB2F8A

PROJECT#: R50BB2F8A

DATE: 4/8/2020 | DRAWN BY:



Bill of Materials

R50BB2F8A

Project# R50BB2F8A

4/8/2020

Item	Description	Quantity
R50BB2F8A		
GF-7002	Dome Cap, R5	16
S-1007-R5-07ft	Post, 07ft R5	1
S-1008-R5-08ft	Post, 08ft R5	2
S-1009-R5-09ft	Post, 09ft R5	11
S-1010-R5-10ft	Post, 10ft R5	2
S-1295-R5	Craze Handle R5	9
S-1296-R5	Craze Link R5 (Left)	14
S-1296-R5	Craze Link R5 (Right)	5
S-1414	Lily Pad Step 12-18in	1
S-1414-6	Lily Pad Step 06in	4
S-21263-R5	Launch Pad R5	9
HS-1007-R5	Extra Hardware	2