

R50B4BC7A

TOP VIEW

ADA ACCESSIBILITY GUIDELINE - ADAAG CONFORMANCE

| ELEVATED | ACCESSIBLE | RAMP ACCESSIBLE | GROUND | TYPES |
|----------|------------|-----------------|--------|-------|
| 7 | 7/4 | 5 | 11/0 | 4/0 |

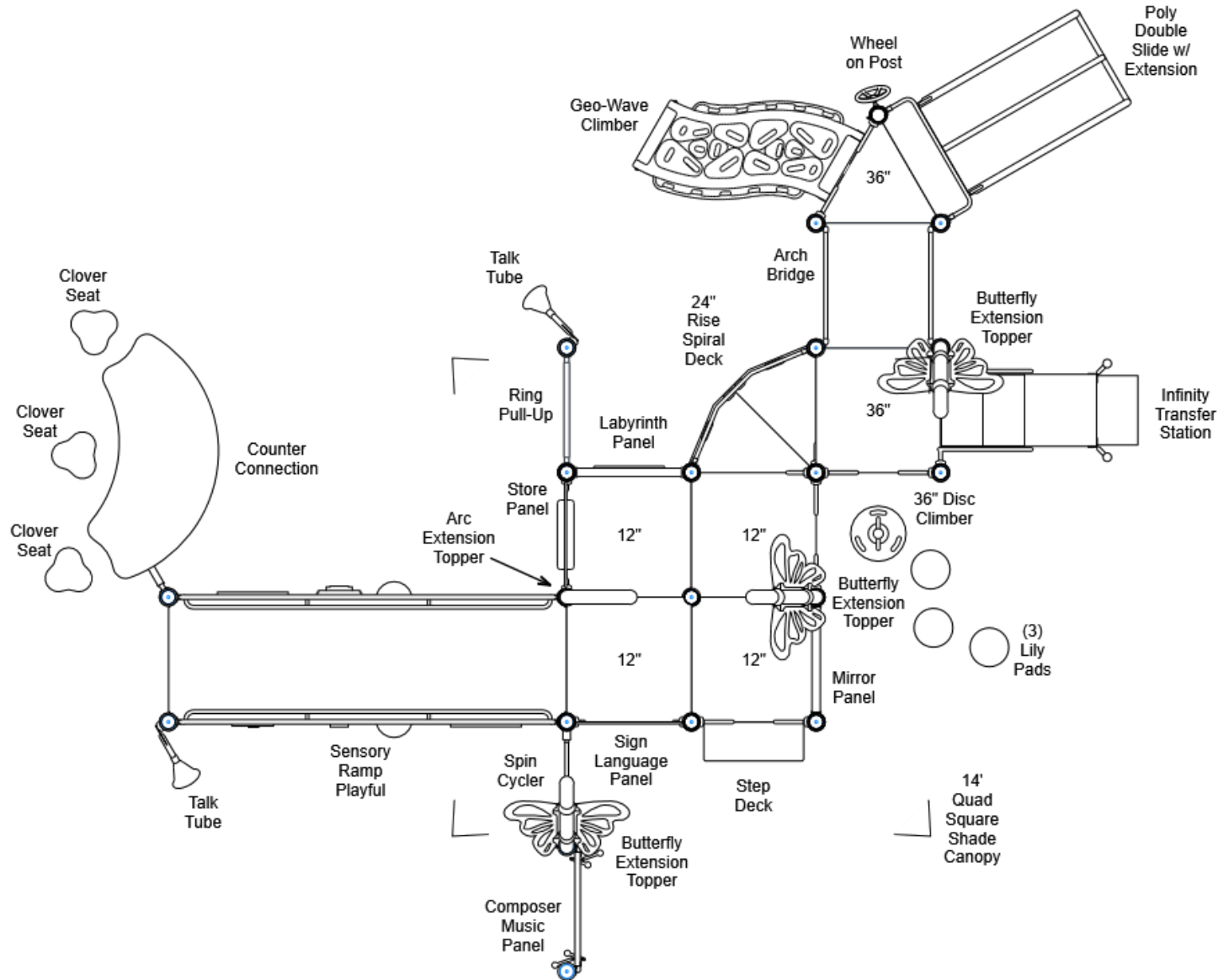
R5

FOR KIDS
AGES
2-5

GENERAL NOTES:

This conceptual plan is based on information provided prior to construction. Detailed site information, including the following, should be obtained, evaluated, and utilized in the final project design. Exact site dimensions, topography, existing utilities, soil conditions and drainage solutions.

WARNING: Accessible safety surfacing material is required beneath and around this equipment that has a critical height value (Fall Height) appropriate for the highest accessible part of this equipment. Refer to the CPSC's Handbook For Public Playground Safety, Section 4: Surfacing.



STRUCTURE#: R50B4BC7A
PROJECT#: R50B4BC7A
DATE: 6/21/2022

MIN. USE ZONE: 45' x 36'

PLAYCRAFT REP:
Playcraft Direct, Inc.

R50B4BC7A
SITE PLAN

ADA ACCESSIBILITY GUIDELINE - ADAAG CONFORMANCE

| ELEVATED | ACCESSIBLE | RAMP ACCESSIBLE | GROUND | TYPES |
|----------|------------|-----------------|--------|-------|
| 7 | 7/4 | 5 | 11/0 | 4/0 |

R5

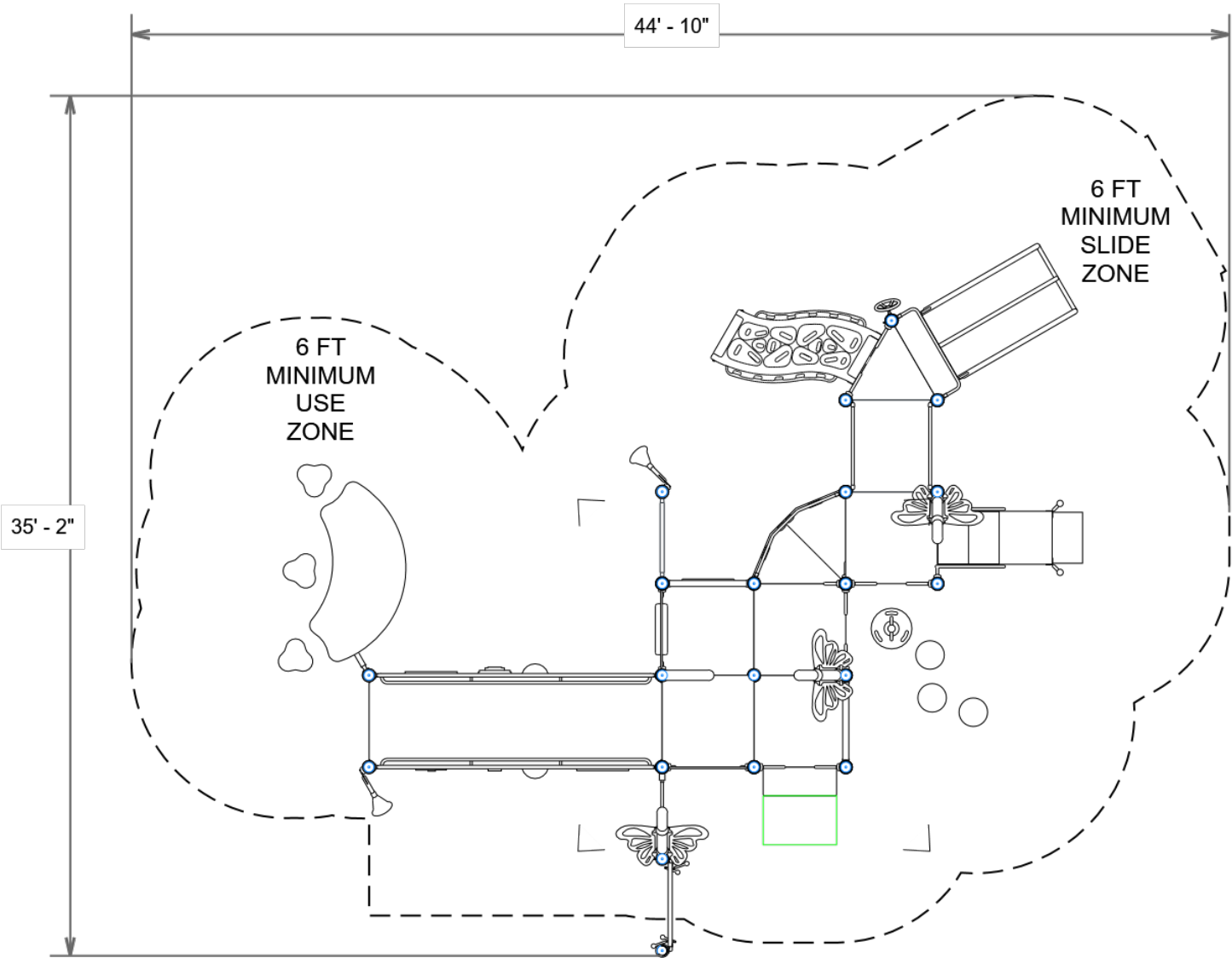
FOR KIDS
AGES
2-5

GENERAL NOTES:

This Preliminary Site Plan is based on measurements that were provided in the initial planning phase. All dimensions must be verified prior to the submission of a purchase order. Playcraft Systems will not be held responsible for any discrepancies between actual dimensions and dimensions submitted in the planning phase.

The Minimum Use Zone for a play structure is based on the product design at the time of proposal. Components and structure designs may be subject to change which may affect dimensions. Therefore, before preparing the site, we strongly recommend obtaining final drawings from the factory (available after the order is placed and included in the Assembly Manual).

WARNING: Accessible safety surfacing material is required beneath and around this equipment that has a critical height value (Fall Height) appropriate for the highest accessible part of this equipment. Refer to the CPSC'S Handbook For Public Playground Safety, Section 4: Surfacing.



PROJECT#: R50B4BC7A
DATE: 6/21/2022


MIN. USE ZONE: 45' x 36'

PLAYCRAFT REP:
Playcraft Direct, Inc.

R50B4BC7A
SW VIEW

R5

FOR KIDS
AGES
2-5



STRUCTURE#: R50B4BC7A
PROJECT#: R50B4BC7A
DATE: 6/21/2022

R50B4BC7A
NE VIEW

R5

FOR KIDS
AGES
2-5



STRUCTURE#: R50B4BC7A
PROJECT#: R50B4BC7A
DATE: 6/21/2022



Bill of Materials

R50B4BC7A

Project# R50B4BC7A

6/21/2022

| Item | Description | Quantity |
|----------------------|--|----------|
| R50B4BC7A | | |
| HS-1004-R | Collars | 56 |
| GF-7001 | Flat Cap, R5 | 1 |
| GF-7002 | Dome Cap, R5 | 11 |
| S-1005-R5F-9-012-051 | Post, 5ft, 12in (51in) | 1 |
| S-1007-R5-07ft | Post, 07ft R5 | 1 |
| S-1008-R5-08ft | Post, 08ft R5 | 5 |
| S-1009-R5-09ft | Post, 09ft R5 | 1 |
| S-1010-R5-10ft | Post, 10ft R5 | 8 |
| S-1015-R5-15ft | Post, 15ft R5 | 4 |
| S-1101-R5 | Square Deck | 5 |
| S-11021-R | Spiral Deck, (Right, 24in) | 1 |
| S-1102-R5 | Tri-Deck | 1 |
| S-1202-R5-NOWALLS | Step Deck, 12in (No Half-Walls) | 1 |
| S-1208-SRP | Sensory Ramp 144in (Ground, Playful, Inc.) | 1 |
| S-1209-24IW | Infinity Transfer Station, 36in-C | 1 |
| S-1233-3-HW | Climber, Disc 30-36in (w/ HW) | 1 |
| S-1249-DGH | Climber, Inc. Geo-Wave 30-36in (H, DTG, L) | 1 |
| S-1309-IW-R5 | Infinity Half Walls (Pair) | 4 |
| S-1414 | Lily Pad Step 12-18in | 2 |
| S-1414-6 | Lily Pad Step 06in | 1 |
| S-1414-C | Clover Seat | 3 |
| S-1501-45R5 | Bridge, Arch (45in) | 1 |
| S-1609-R5 | Mirror Panel | 1 |
| S-1634-R5 | Labyrinth Panel | 1 |
| S-16520-R5I | Composer Panel | 1 |



Bill of Materials (continued)

| Item | Description | Quantity |
|----------------|---------------------------------|----------|
| S-1684-R5 | Sign Language Panel | 1 |
| S-16915-R5 | Store Panel (CSA) | 1 |
| S-1702-1122-3 | Slide, Double 36in (w/ Extn) | 1 |
| S-18021-R5QD14 | Shade Canopy, 14ft Quad Square | 1 |
| S-1812-R5 | Driver Wheel (Post Mounted) | 1 |
| S-1850-R5 | Arc Extension Topper | 1 |
| S-1851-R5CRV | Butterfly Extension Topper | 3 |
| S-1910-R5 | Talk Tube (Post Mounted, Right) | 2 |
| S-1933-R5 | Spin Cyclor | 1 |
| S-1936-R5 | Ring Pull-Up | 1 |
| S-1980-R5 | Counter Connection MT-6 | 1 |